



Bocconi

Teaching Evaluation

Bachelor of Science in

World Bachelor in Business

a.y. 2023-24



1. Student information

Academic Year

2023/2024

School

Undergraduate

Program

WBB

Attendance

Tutte

INVITATIONS

1224

RESPONSES

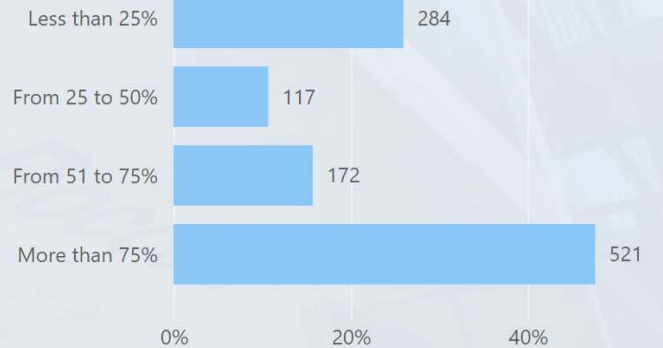
1094

RESPONSES BY PROGRAM

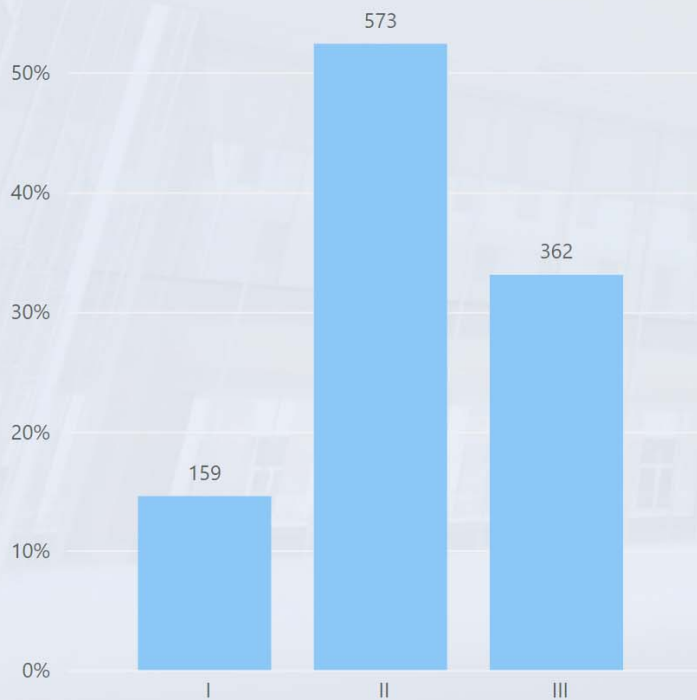
WBB

1094


ATTENDANCE



RESPONSES BY YEAR OF STUDIES



RESPONSES BY NATIONALITY





2. Evaluation of Attending Students

RESPONSES DISTRIBUTION OF COURSE ORGANIZATION

Item	1		2		3		4		5		6		7		8		9		10		Totale	
	A.V.	%	A.V.	%	A.V.	%	A.V.	%	A.V.	%	A.V.	%	A.V.	%	A.V.	%	A.V.	%	A.V.	%	A.V.	%
1	11	1,6%	14	2,1%	10	1,5%	13	1,9%	45	6,6%	78	11,5%	113	16,7%	169	25,0%	114	16,8%	110	16,2%	677	100,0%
2	7	1,0%	16	2,4%	13	1,9%	25	3,7%	39	5,8%	78	11,6%	100	14,8%	165	24,5%	134	19,9%	97	14,4%	674	100,0%
3	5	0,7%	7	1,0%	9	1,3%	14	2,1%	27	4,0%	26	3,8%	88	13,0%	135	19,9%	151	22,2%	217	32,0%	679	100,0%
4	4	0,6%	9	1,3%	7	1,0%	13	1,9%	40	5,9%	56	8,2%	108	15,9%	157	23,1%	121	17,8%	165	24,3%	680	100,0%
5	8	1,2%	14	2,1%	3	0,4%	23	3,4%	45	6,6%	61	9,0%	104	15,3%	152	22,4%	137	20,2%	132	19,4%	679	100,0%
6	16	2,4%	12	1,8%	16	2,4%	14	2,1%	39	5,8%	53	7,8%	81	12,0%	136	20,1%	135	19,9%	175	25,8%	677	100,0%
7	11	1,6%	11	1,6%	11	1,6%	13	1,9%	33	4,9%	55	8,1%	102	15,1%	161	23,8%	136	20,1%	143	21,2%	676	100,0%
8	12	1,8%	3	0,4%	2	0,3%	10	1,5%	28	4,1%	29	4,3%	67	9,9%	150	22,2%	159	23,5%	217	32,1%	677	100,0%
9	13	1,9%	9	1,3%	14	2,1%	21	3,1%	47	7,0%	55	8,2%	100	14,9%	132	19,6%	126	18,8%	155	23,1%	672	100,0%

Legend

Item Description

- 1 I am interested in the course topics.
- 2 Overall I am satisfied with the way the course has been carried out.
- 3 The schedule of lectures, practice and any other teaching activities has been respected.
- 4 Your prior academic knowledge was adequate for understanding the topics covered in the course and included in the examination program.
- 5 The course material is adequate (useful/complete) for the study of the course subject.
- 6 The exam rules and procedures have been explained clearly.
- 7 The workload required for this course is appropriate compared to the number of credits allocated to it.
- 8 The course has been carried out in accordance with the syllabus published on the website.
- 9 The supplementary activities (practice, workshops, group work, etc.), if present, have been helpful in learning the course topics.

Academic Year

2023/2024

School

Undergraduate

Program

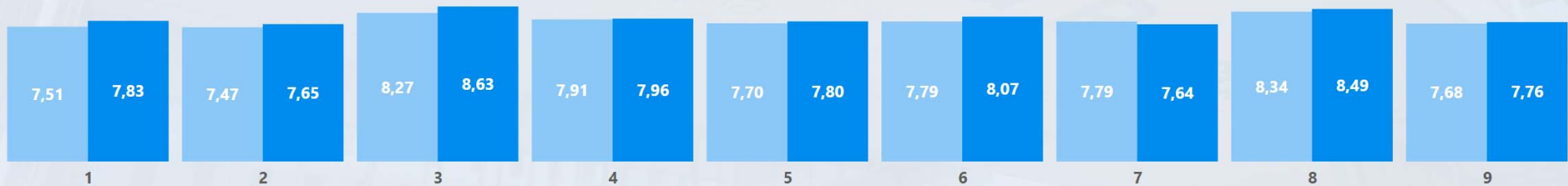
WBB

Legend

QID Description

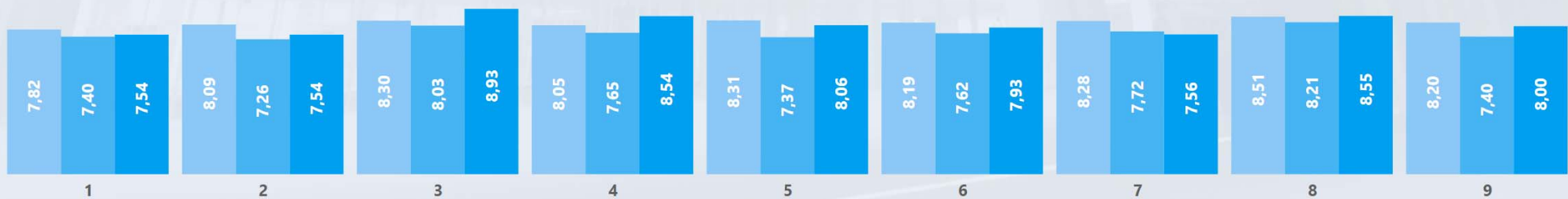
- 1 I am interested in the course topics.
- 2 Overall I am satisfied with the way the course has been carried out.
- 3 The schedule of lectures, practice and any other teaching activities has been respected.
- 4 Your prior academic knowledge was adequate for understanding the topics covered in the course and included in the examination program.
- 5 The course material is adequate (useful/complete) for the study of the course subject.
- 6 The exam rules and procedures have been explained clearly.
- 7 The workload required for this course is appropriate compared to the number of credits allocated to it.
- 8 The course has been carried out in accordance with the syllabus published on the website.
- 9 The supplementary activities (practice, workshops, group work, etc.), if present, have been helpful in learning the course topics.

AVERAGE RESPONSE VALUE



● Average Response Value ● School Average

BREAKDOWN OF AVERAGE RESPONSE VALUE BY YEAR OF STUDIES



● I ● II ● III

Academic Year

2023/2024

School

Undergraduate

Program

WBB

Legend

Item Description

- 10 The teaching activity is satisfactory.
- 11 The instructor is available for clarifications and explanations (even remotely).
- 12 The instructor stimulates interest in the course subject.
- 13 The instructor explains the topics in a clear manner.
- 14 The instructor encouraged interaction during the lessons.

RESPONSES DISTRIBUTION OF TEACHING ACTIVITIES

Item	1		2		3		4		5		6		7		8		9		10		Totale	
	A.V.	%	A.V.	%	A.V.	%	A.V.	%	A.V.	%	A.V.	%	A.V.	%	A.V.	%	A.V.	%	A.V.	%	A.V.	%
10	9	1,1%	9	1,1%	10	1,2%	17	2,0%	38	4,5%	53	6,3%	101	12,0%	177	21,1%	185	22,0%	241	28,7%	840	100,0%
11	7	0,8%	3	0,4%	8	1,0%	19	2,3%	25	3,0%	40	4,8%	94	11,2%	159	19,0%	179	21,4%	304	36,3%	838	100,0%
12	12	1,4%	9	1,1%	17	2,0%	23	2,7%	51	6,1%	53	6,3%	115	13,7%	144	17,1%	178	21,2%	238	28,3%	840	100,0%
13	13	1,6%	12	1,4%	9	1,1%	25	3,0%	45	5,4%	63	7,5%	100	11,9%	152	18,1%	168	20,0%	251	30,0%	838	100,0%
14	11	1,3%	9	1,1%	16	1,9%	24	2,9%	49	5,8%	63	7,5%	123	14,7%	150	17,9%	145	17,3%	248	29,6%	838	100,0%

Academic Year

2023/2024

School

Undergraduate

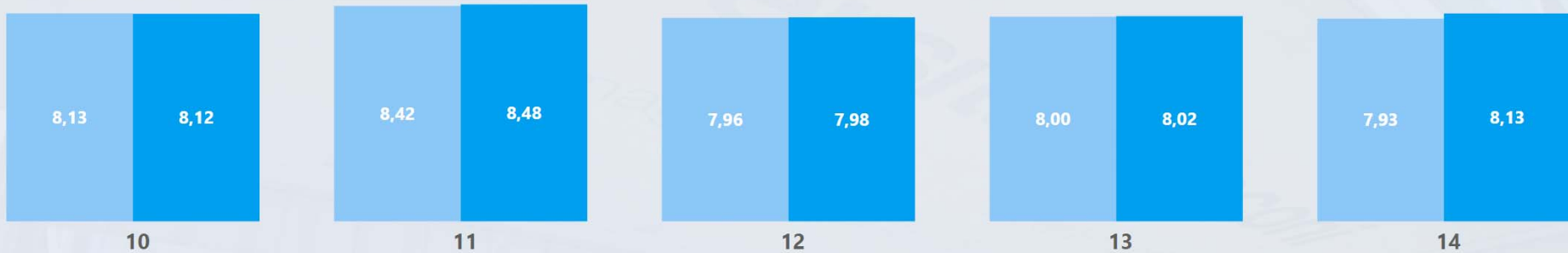
Program

WBB

Legend

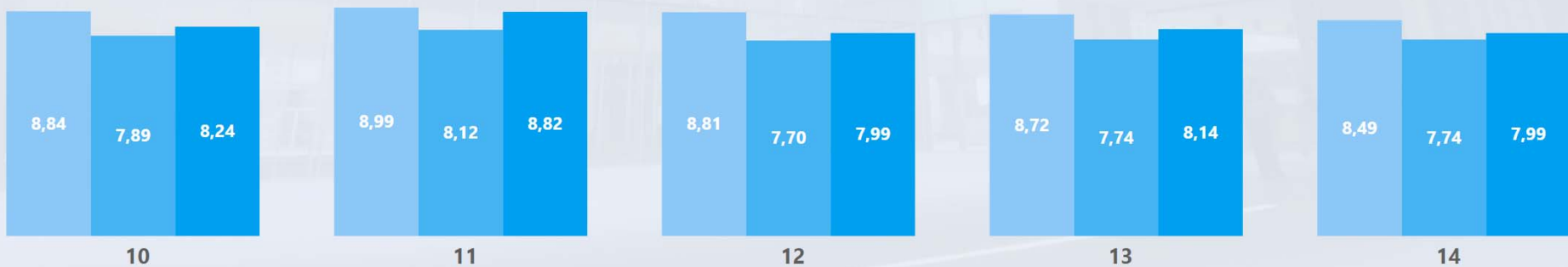
Item	Description
10	The teaching activity is satisfactory.
11	The instructor is available for clarifications and explanations (even remotely).
12	The instructor stimulates interest in the course subject.
13	The instructor explains the topics in a clear manner.
14	The instructor encouraged interaction during the lessons.

AVERAGE RESPONSE VALUE



● Average Response Value ● School Average

BREAKDOWN OF AVERAGE RESPONSE VALUE BY YEAR OF STUDIES



● I ● II ● III



3. Evaluation of Non-Attending Students

Academic Year

2023/2024

School

Undergraduate

Program

WBB

Legend

Item Description

- 15 Your prior academic knowledge was adequate for understanding the topics covered in the course and included in the examination program.
- 16 The workload required for this course is appropriate compared to the number of credits allocated to it.
- 17 The course material is adequate (useful/complete) for the study of the course subject.
- 18 The exam rules and procedures have been explained clearly.
- 19 The instructor is available for clarifications and explanations.

RESPONSES DISTRIBUTION OF COURSE ORGANIZATION

Item	1		2		3		4		5		6		7		8		9		10		Totale	
	A.V.	%	A.V.	%	A.V.	%	A.V.	%	A.V.	%	A.V.	%	A.V.	%	A.V.	%	A.V.	%	A.V.	%	A.V.	%
15	4	1,5%	10	3,8%	3	1,1%	10	3,8%	36	13,6%	32	12,1%	38	14,4%	49	18,6%	33	12,5%	49	18,6%	264	100,0%
16	5	1,9%	7	2,7%	8	3,0%	12	4,6%	33	12,5%	38	14,4%	31	11,8%	54	20,5%	23	8,7%	52	19,8%	263	100,0%
17	7	2,7%	3	1,1%	18	6,8%	18	6,8%	29	11,0%	27	10,2%	30	11,4%	50	18,9%	34	12,9%	48	18,2%	264	100,0%
18	10	3,8%	13	4,9%	9	3,4%	11	4,2%	26	9,9%	24	9,1%	31	11,8%	56	21,3%	24	9,1%	59	22,4%	263	100,0%
19	5	1,9%	4	1,5%	4	1,5%	6	2,3%	30	11,4%	29	11,0%	27	10,3%	55	20,9%	36	13,7%	67	25,5%	263	100,0%

Academic Year

2023/2024

School

Undergraduate

Program

WBB

Legend

Item	Description
15	Your prior academic knowledge was adequate for understanding the topics covered in the course and included in the examination program.
16	The workload required for this course is appropriate compared to the number of credits allocated to it.
17	The course material is adequate (useful/complete) for the study of the course subject.
18	The exam rules and procedures have been explained clearly.
19	The instructor is available for clarifications and explanations.

AVERAGE RESPONSE VALUE



● Attending ● Not Attending

Academic Year

2023/2024

School

Undergraduate

Program

WBB

Not Attending Eval.
TEACHING EVALUATION
DASHBOARD

MAIN REASON FOR NON-ATTENDANCE

Year of Studies Response	I		II		III		Totale	
	A.V.	%	A.V.	%	A.V.	%	A.V.	%
I attend the course (or similar one) during my Exchange Program.	2	8,3%	2	1,3%	93	43,1%	97	24,3%
I attended the course in a different class (not the one that was originally assigned to me)	3	12,5%	5	3,1%	3	1,4%	11	2,8%
I could not attend because I was working	0		28	17,6%	34	15,7%	62	15,5%
I found the class attendance of little use for the exam preparation	2	8,3%	59	37,1%	19	8,8%	80	20,1%
I preferred to attend other courses this semester	6	25,0%	41	25,8%	41	19,0%	88	22,1%
Other reasons	11	45,8%	24	15,1%	26	12,0%	61	15,3%
Totale	24	100,0%	159	100,0%	216	100,0%	399	100,0%