



Bocconi

Teaching Evaluation

Master of Science in

Transformative Sustainability

a.y. 2023-24



1. Student information

Academic Year

2023/2024

School

Graduate

Program

TS

Attendance

Tutte

INVITATIONS

811

RESPONSES

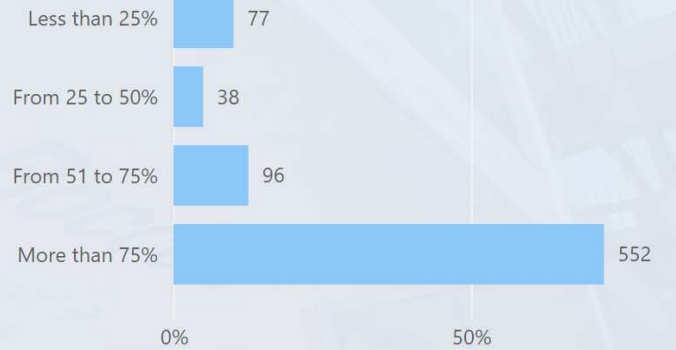
763

RESPONSES BY PROGRAM

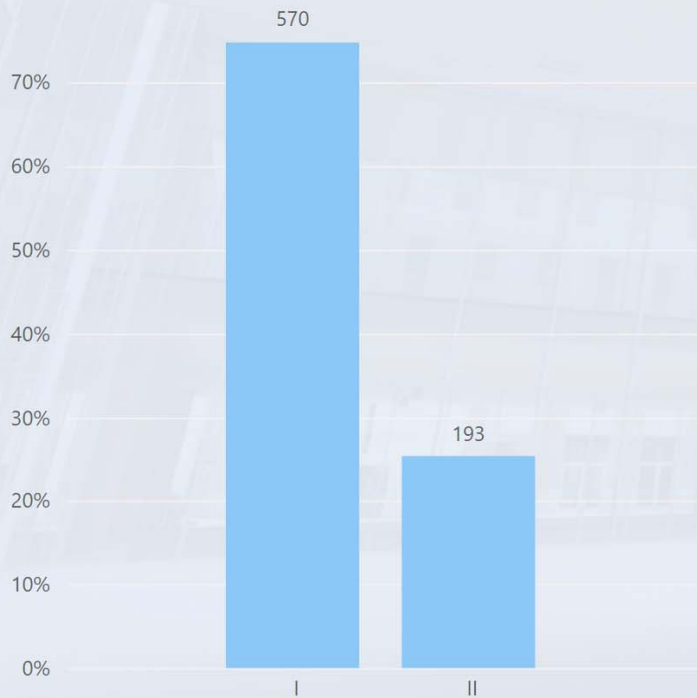
TS

763

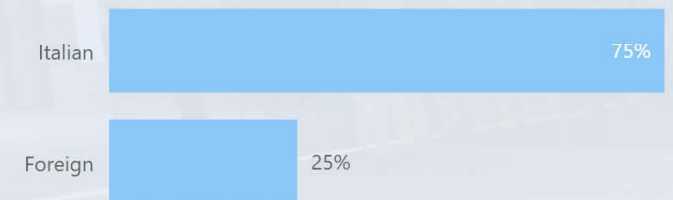
ATTENDANCE



RESPONSES BY YEAR OF STUDIES



RESPONSES BY NATIONALITY





2. Evaluation of Attending Students

RESPONSES DISTRIBUTION OF COURSE ORGANIZATION

Item	1		2		3		4		5		6		7		8		9		10		Totale	
	A.V.	%	A.V.	%	A.V.	%	A.V.	%	A.V.	%	A.V.	%	A.V.	%	A.V.	%	A.V.	%	A.V.	%	A.V.	%
1	6	0,9%	12	1,9%	20	3,1%	14	2,2%	28	4,4%	49	7,7%	99	15,5%	158	24,8%	128	20,1%	123	19,3%	637	100,0%
2	30	4,7%	16	2,5%	32	5,0%	27	4,2%	57	9,0%	84	13,2%	123	19,3%	143	22,5%	71	11,2%	53	8,3%	636	100,0%
3	15	2,3%	10	1,6%	25	3,9%	16	2,5%	37	5,8%	44	6,9%	71	11,1%	133	20,7%	116	18,1%	174	27,1%	641	100,0%
4	15	2,3%	8	1,2%	12	1,9%	14	2,2%	34	5,3%	47	7,3%	80	12,5%	127	19,8%	121	18,9%	183	28,5%	641	100,0%
5	14	2,2%	12	1,9%	23	3,6%	23	3,6%	43	6,7%	63	9,8%	121	18,9%	137	21,4%	120	18,7%	85	13,3%	641	100,0%
6	19	3,0%	10	1,6%	17	2,7%	20	3,1%	26	4,1%	63	9,9%	91	14,2%	122	19,1%	129	20,2%	142	22,2%	639	100,0%
7	31	4,8%	17	2,7%	22	3,4%	25	3,9%	37	5,8%	61	9,5%	96	15,0%	146	22,8%	108	16,9%	97	15,2%	640	100,0%
8	4	0,6%	8	1,3%	8	1,3%	17	2,7%	23	3,6%	49	7,7%	85	13,3%	143	22,4%	144	22,6%	156	24,5%	637	100,0%
9	23	3,7%	13	2,1%	28	4,5%	33	5,3%	44	7,0%	64	10,2%	83	13,2%	117	18,6%	113	18,0%	110	17,5%	628	100,0%

Legend

Item	Description
1	I am interested in the course topics.
2	Overall I am satisfied with the way the course has been carried out.
3	The schedule of lectures, practice and any other teaching activities has been respected.
4	Your prior academic knowledge was adequate for understanding the topics covered in the course and included in the examination program.
5	The course material is adequate (useful/complete) for the study of the course subject.
6	The exam rules and procedures have been explained clearly.
7	The workload required for this course is appropriate compared to the number of credits allocated to it.
8	The course has been carried out in accordance with the syllabus published on the website.
9	The supplementary activities (practice, workshops, group work, etc.), if present, have been helpful in learning the course topics.

Academic Year

2023/2024

School

Graduate

Program

TS

Legend

QID Description

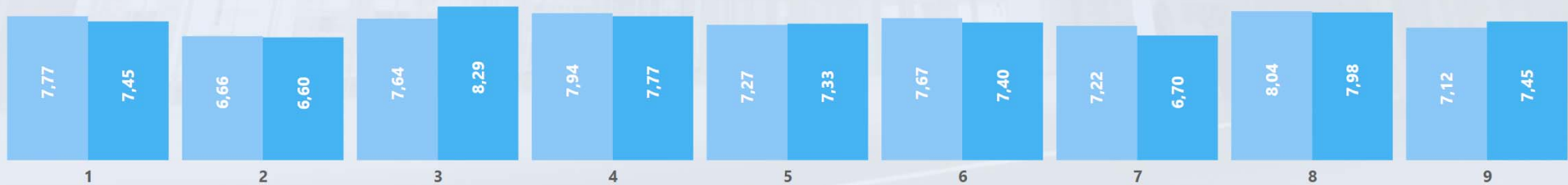
- 1 I am interested in the course topics.
- 2 Overall I am satisfied with the way the course has been carried out.
- 3 The schedule of lectures, practice and any other teaching activities has been respected.
- 4 Your prior academic knowledge was adequate for understanding the topics covered in the course and included in the examination program.
- 5 The course material is adequate (useful/complete) for the study of the course subject.
- 6 The exam rules and procedures have been explained clearly.
- 7 The workload required for this course is appropriate compared to the number of credits allocated to it.
- 8 The course has been carried out in accordance with the syllabus published on the website.
- 9 The supplementary activities (practice, workshops, group work, etc.), if present, have been helpful in learning the course topics.

AVERAGE RESPONSE VALUE



● Average Response Value ● School Average

BREAKDOWN OF AVERAGE RESPONSE VALUE BY YEAR OF STUDIES



● I ● II

Academic Year

2023/2024

School

Graduate

Program

TS

Legend

Item Description

- 10 The teaching activity is satisfactory.
- 11 The instructor is available for clarifications and explanations (even remotely).
- 12 The instructor stimulates interest in the course subject.
- 13 The instructor explains the topics in a clear manner.
- 14 The instructor encouraged interaction during the lessons.

RESPONSES DISTRIBUTION OF TEACHING ACTIVITIES

Item	1		2		3		4		5		6		7		8		9		10		Totale	
	A.V.	%	A.V.	%	A.V.	%	A.V.	%	A.V.	%	A.V.	%	A.V.	%	A.V.	%	A.V.	%	A.V.	%	A.V.	%
10	31	2,9%	24	2,2%	26	2,4%	35	3,2%	60	5,6%	103	9,5%	173	16,0%	223	20,6%	208	19,2%	198	18,3%	1081	100,0%
11	23	2,2%	12	1,1%	12	1,1%	20	1,9%	41	3,9%	79	7,4%	127	11,9%	232	21,8%	219	20,6%	299	28,1%	1064	100,0%
12	38	3,5%	31	2,9%	31	2,9%	37	3,4%	57	5,3%	118	10,9%	154	14,3%	197	18,3%	194	18,0%	221	20,5%	1078	100,0%
13	36	3,3%	18	1,7%	31	2,9%	43	4,0%	60	5,6%	104	9,6%	163	15,1%	207	19,2%	200	18,5%	217	20,1%	1079	100,0%
14	27	2,5%	17	1,6%	31	2,9%	38	3,5%	66	6,1%	109	10,1%	160	14,8%	209	19,4%	183	17,0%	238	22,1%	1078	100,0%

Academic Year

2023/2024

School

Graduate

Program

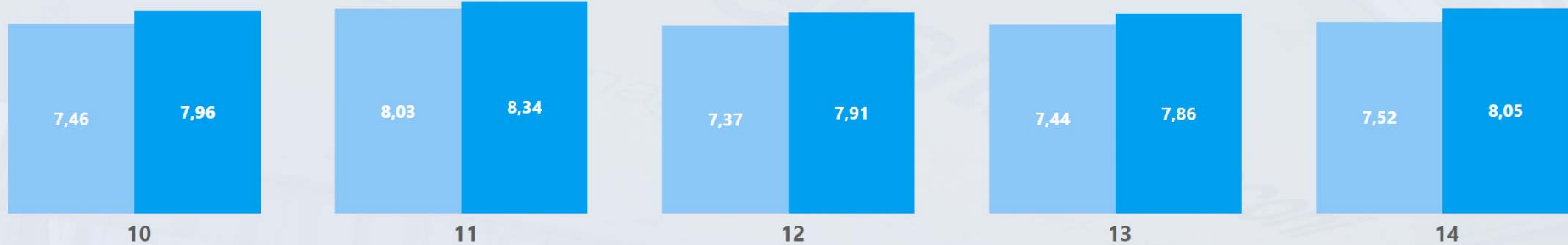
TS

Legend

Item Description

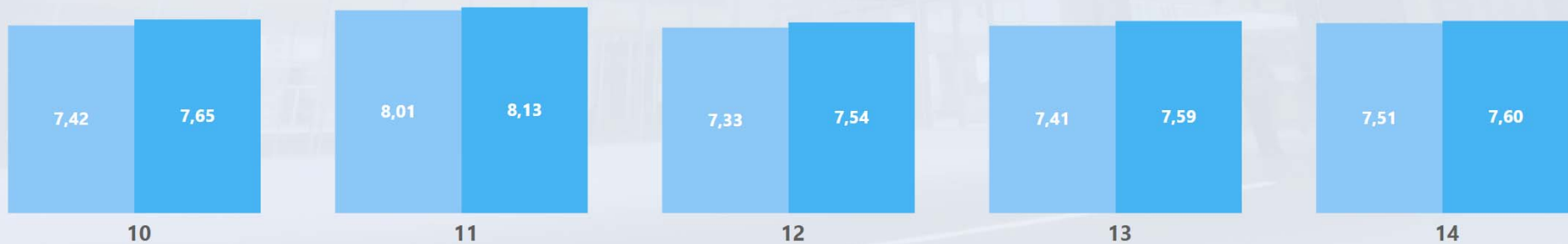
- 10 The teaching activity is satisfactory.
- 11 The instructor is available for clarifications and explanations (even remotely).
- 12 The instructor stimulates interest in the course subject.
- 13 The instructor explains the topics in a clear manner.
- 14 The instructor encouraged interaction during the lessons.

AVERAGE RESPONSE VALUE



● Average Response Value ● School Average

BREAKDOWN OF AVERAGE RESPONSE VALUE BY YEAR OF STUDIES



● I ● II



3. Evaluation of Non-Attending Students

Academic Year

2023/2024

School

Graduate

Program

TS

Legend

Item	Description
15	Your prior academic knowledge was adequate for understanding the topics covered in the course and included in the examination program.
16	The workload required for this course is appropriate compared to the number of credits allocated to it.
17	The course material is adequate (useful/complete) for the study of the course subject.
18	The exam rules and procedures have been explained clearly.
19	The instructor is available for clarifications and explanations.

RESPONSES DISTRIBUTION OF COURSE ORGANIZATION

Item	1		2		3		4		5		6		7		8		9		10		Totale	
	A.V.	%	A.V.	%	A.V.	%	A.V.	%	A.V.	%	A.V.	%	A.V.	%	A.V.	%	A.V.	%	A.V.	%	A.V.	%
15	0		1	1,1%	1	1,1%	2	2,2%	3	3,3%	13	14,1%	16	17,4%	28	30,4%	8	8,7%	20	21,7%	92	100,0%
16	7	7,6%	2	2,2%	5	5,4%	6	6,5%	7	7,6%	8	8,7%	21	22,8%	22	23,9%	4	4,3%	10	10,9%	92	100,0%
17	4	4,3%	6	6,5%	1	1,1%	7	7,6%	12	13,0%	8	8,7%	16	17,4%	24	26,1%	8	8,7%	6	6,5%	92	100,0%
18	9	9,8%	2	2,2%	5	5,4%	2	2,2%	9	9,8%	12	13,0%	14	15,2%	21	22,8%	7	7,6%	11	12,0%	92	100,0%
19	3	3,5%	2	2,4%	0		2	2,4%	8	9,4%	6	7,1%	20	23,5%	24	28,2%	5	5,9%	15	17,6%	85	100,0%

Academic Year

2023/2024

School

Graduate

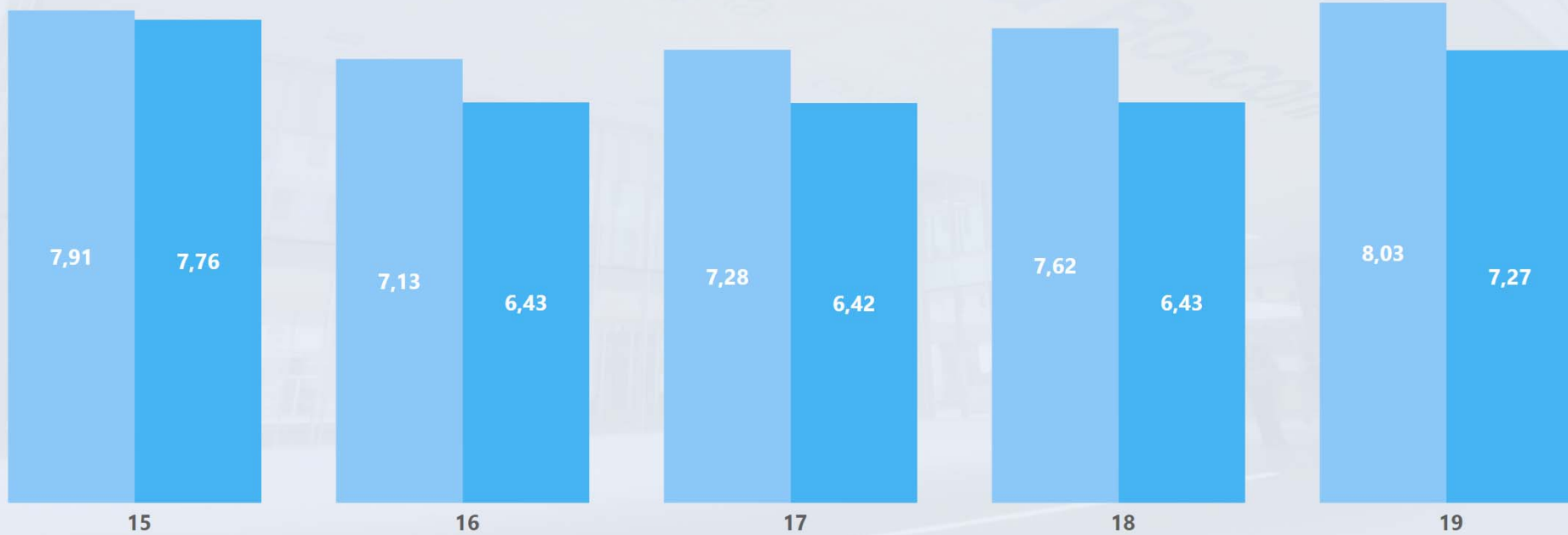
Program

TS

Legend

Item	Description
15	Your prior academic knowledge was adequate for understanding the topics covered in the course and included in the examination program.
16	The workload required for this course is appropriate compared to the number of credits allocated to it.
17	The course material is adequate (useful/complete) for the study of the course subject.
18	The exam rules and procedures have been explained clearly.
19	The instructor is available for clarifications and explanations.

AVERAGE RESPONSE VALUE



● Attending ● Not Attending

Academic Year

2023/2024

School

Graduate

Program

TS

Not Attending Eval.
TEACHING EVALUATION
DASHBOARD

MAIN REASON FOR NON-ATTENDANCE

Year of Studies Response	I		II		III		IV		V		Totale	
	A.V.	%	A.V.	%	A.V.	%	A.V.	%	A.V.	%	A.V.	%
I could not attend because I was working	10	34,5%	71	82,6%	0		0		0		81	70,4%
I found the class attendance of little use for the exam preparation	8	27,6%	6	7,0%	0		0		0		14	12,2%
I preferred to attend other courses this semester	4	13,8%	4	4,7%	0		0		0		8	7,0%
Other reasons	7	24,1%	5	5,8%	0		0		0		12	10,4%
Totale	29	100,0%	86	100,0%	0		0		0		115	100,0%