



Bocconi

Teaching Evaluation

Master of Science in

Politics And Policy Analysis

a.y. 2023-24



1. Student information

Academic Year

2023/2024

School

Graduate

Program

TS

Attendance

Tutte

INVITATIONS

811

RESPONSES

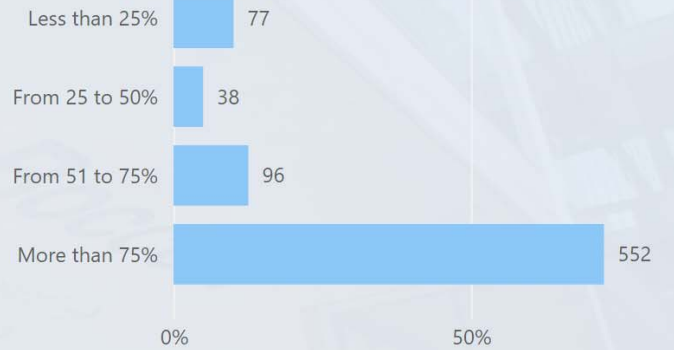
763

RESPONSES BY PROGRAM

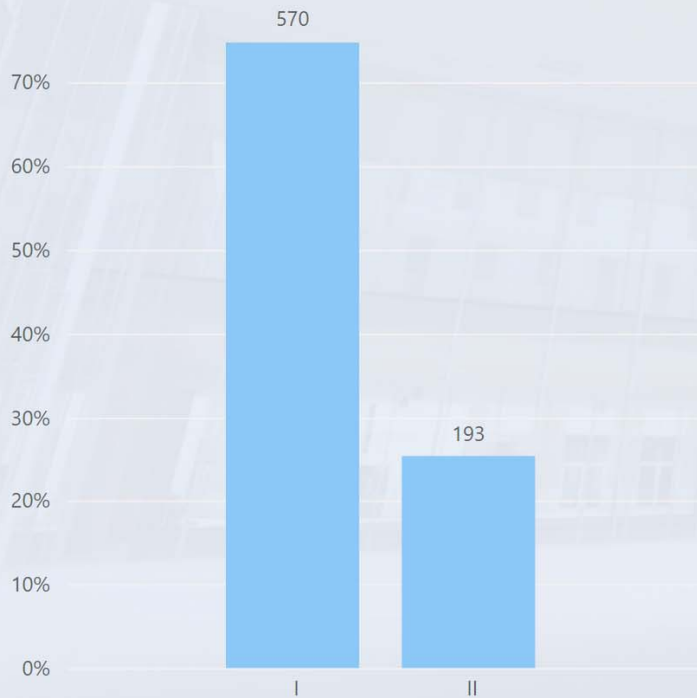
TS

763

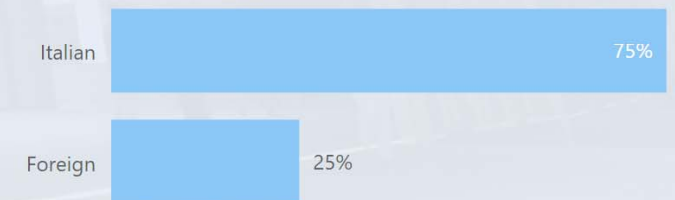
ATTENDANCE



RESPONSES BY YEAR OF STUDIES



RESPONSES BY NATIONALITY





2. Evaluation of Attending Students

Academic Year

2023/2024

School

Graduate

Course Evaluation
TEACHING EVALUATION
DASHBOARD

Program

PPA

RESPONSES DISTRIBUTION OF COURSE ORGANIZATION

Item	1		2		3		4		5		6		7		8		9		10		Totale	
	A.V.	%	A.V.	%	A.V.	%	A.V.	%	A.V.	%	A.V.	%	A.V.	%	A.V.	%	A.V.	%	A.V.	%	A.V.	%
1	8	1,1%	11	1,6%	17	2,4%	23	3,3%	30	4,2%	57	8,1%	121	17,1%	163	23,1%	141	19,9%	136	19,2%	707	100,0%
2	12	1,7%	15	2,1%	30	4,2%	33	4,7%	47	6,6%	79	11,2%	134	19,0%	142	20,1%	125	17,7%	90	12,7%	707	100,0%
3	4	0,6%	6	0,8%	5	0,7%	9	1,3%	19	2,7%	40	5,6%	88	12,4%	137	19,4%	161	22,7%	239	33,8%	708	100,0%
4	13	1,8%	13	1,8%	16	2,3%	14	2,0%	24	3,4%	49	6,9%	78	11,0%	154	21,7%	158	22,3%	190	26,8%	709	100,0%
5	10	1,4%	12	1,7%	10	1,4%	29	4,1%	43	6,1%	61	8,6%	96	13,5%	168	23,7%	138	19,5%	142	20,0%	709	100,0%
6	13	1,8%	13	1,8%	14	2,0%	21	3,0%	28	4,0%	48	6,8%	82	11,6%	152	21,5%	133	18,8%	203	28,7%	707	100,0%
7	12	1,7%	9	1,3%	18	2,6%	20	2,8%	29	4,1%	46	6,5%	89	12,6%	174	24,7%	147	20,9%	160	22,7%	704	100,0%
8	5	0,7%	3	0,4%	1	0,1%	6	0,8%	15	2,1%	39	5,5%	82	11,6%	189	26,7%	147	20,7%	222	31,3%	709	100,0%
9	17	2,5%	7	1,0%	22	3,2%	22	3,2%	56	8,2%	62	9,1%	107	15,7%	141	20,7%	92	13,5%	154	22,6%	680	100,0%

Legend

Item Description

- | | |
|---|--|
| 1 | I am interested in the course topics. |
| 2 | Overall I am satisfied with the way the course has been carried out. |
| 3 | The schedule of lectures, practice and any other teaching activities has been respected. |
| 4 | Your prior academic knowledge was adequate for understanding the topics covered in the course and included in the examination program. |
| 5 | The course material is adequate (useful/complete) for the study of the course subject. |
| 6 | The exam rules and procedures have been explained clearly. |
| 7 | The workload required for this course is appropriate compared to the number of credits allocated to it. |
| 8 | The course has been carried out in accordance with the syllabus published on the website. |
| 9 | The supplementary activities (practice, workshops, group work, etc.), if present, have been helpful in learning the course topics. |

Academic Year

2023/2024

School

Graduate

Program

TS

Legend

QID Description

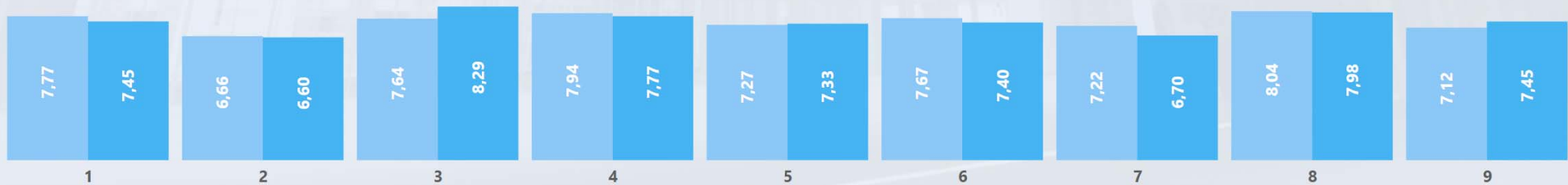
- 1 I am interested in the course topics.
- 2 Overall I am satisfied with the way the course has been carried out.
- 3 The schedule of lectures, practice and any other teaching activities has been respected.
- 4 Your prior academic knowledge was adequate for understanding the topics covered in the course and included in the examination program.
- 5 The course material is adequate (useful/complete) for the study of the course subject.
- 6 The exam rules and procedures have been explained clearly.
- 7 The workload required for this course is appropriate compared to the number of credits allocated to it.
- 8 The course has been carried out in accordance with the syllabus published on the website.
- 9 The supplementary activities (practice, workshops, group work, etc.), if present, have been helpful in learning the course topics.

AVERAGE RESPONSE VALUE



● Average Response Value ● School Average

BREAKDOWN OF AVERAGE RESPONSE VALUE BY YEAR OF STUDIES



● I ● II

Academic Year

2023/2024

School

Graduate

Program

TS

Legend

Item Description

- 10 The teaching activity is satisfactory.
- 11 The instructor is available for clarifications and explanations (even remotely).
- 12 The instructor stimulates interest in the course subject.
- 13 The instructor explains the topics in a clear manner.
- 14 The instructor encouraged interaction during the lessons.

RESPONSES DISTRIBUTION OF TEACHING ACTIVITIES

Item	1		2		3		4		5		6		7		8		9		10		Totale	
	A.V.	%	A.V.	%	A.V.	%	A.V.	%	A.V.	%	A.V.	%	A.V.	%	A.V.	%	A.V.	%	A.V.	%	A.V.	%
10	31	2,9%	24	2,2%	26	2,4%	35	3,2%	60	5,6%	103	9,5%	173	16,0%	223	20,6%	208	19,2%	198	18,3%	1081	100,0%
11	23	2,2%	12	1,1%	12	1,1%	20	1,9%	41	3,9%	79	7,4%	127	11,9%	232	21,8%	219	20,6%	299	28,1%	1064	100,0%
12	38	3,5%	31	2,9%	31	2,9%	37	3,4%	57	5,3%	118	10,9%	154	14,3%	197	18,3%	194	18,0%	221	20,5%	1078	100,0%
13	36	3,3%	18	1,7%	31	2,9%	43	4,0%	60	5,6%	104	9,6%	163	15,1%	207	19,2%	200	18,5%	217	20,1%	1079	100,0%
14	27	2,5%	17	1,6%	31	2,9%	38	3,5%	66	6,1%	109	10,1%	160	14,8%	209	19,4%	183	17,0%	238	22,1%	1078	100,0%

Academic Year

2023/2024

School

Graduate

Program

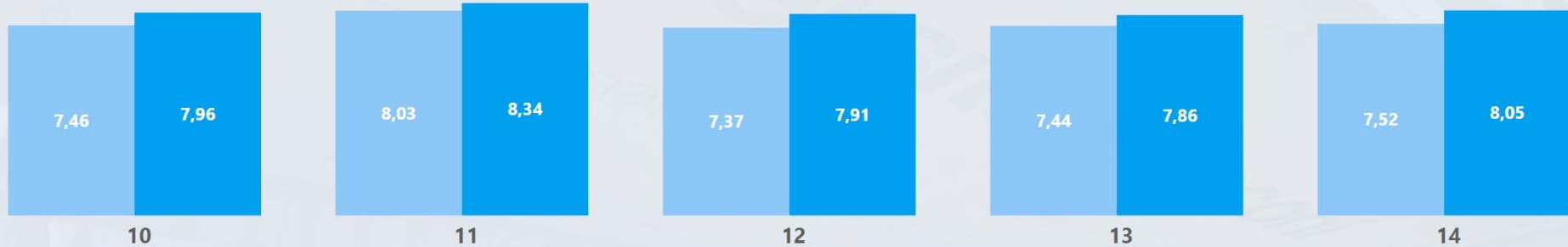
TS

Legend

Item Description

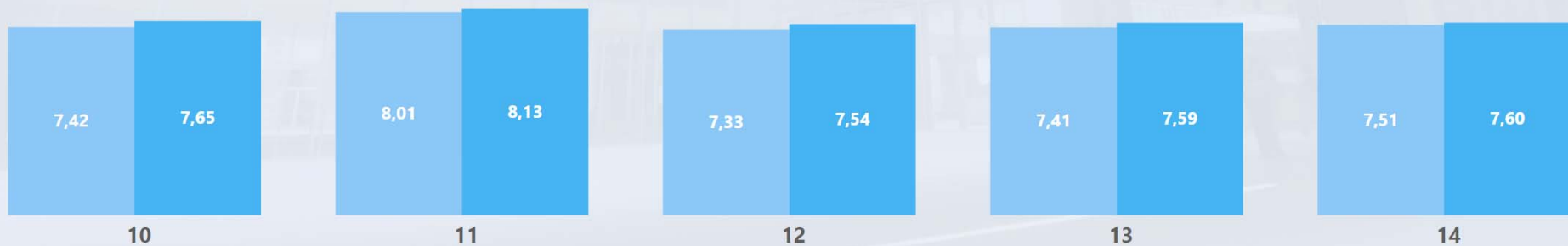
- | Item | Description |
|------|--|
| 10 | The teaching activity is satisfactory. |
| 11 | The instructor is available for clarifications and explanations (even remotely). |
| 12 | The instructor stimulates interest in the course subject. |
| 13 | The instructor explains the topics in a clear manner. |
| 14 | The instructor encouraged interaction during the lessons. |

AVERAGE RESPONSE VALUE



● Average Response Value ● School Average

BREAKDOWN OF AVERAGE RESPONSE VALUE BY YEAR OF STUDIES



● I ● II



3. Evaluation of Non-Attending Students

Academic Year

2023/2024

School

Graduate

Program

TS

Legend

Item Description

- 15 Your prior academic knowledge was adequate for understanding the topics covered in the course and included in the examination program.
- 16 The workload required for this course is appropriate compared to the number of credits allocated to it.
- 17 The course material is adequate (useful/complete) for the study of the course subject.
- 18 The exam rules and procedures have been explained clearly.
- 19 The instructor is available for clarifications and explanations.

RESPONSES DISTRIBUTION OF COURSE ORGANIZATION

Item	1		2		3		4		5		6		7		8		9		10		Totale	
	A.V.	%	A.V.	%	A.V.	%	A.V.	%	A.V.	%	A.V.	%	A.V.	%	A.V.	%	A.V.	%	A.V.	%	A.V.	%
15	0		1	1,1%	1	1,1%	2	2,2%	3	3,3%	13	14,1%	16	17,4%	28	30,4%	8	8,7%	20	21,7%	92	100,0%
16	7	7,6%	2	2,2%	5	5,4%	6	6,5%	7	7,6%	8	8,7%	21	22,8%	22	23,9%	4	4,3%	10	10,9%	92	100,0%
17	4	4,3%	6	6,5%	1	1,1%	7	7,6%	12	13,0%	8	8,7%	16	17,4%	24	26,1%	8	8,7%	6	6,5%	92	100,0%
18	9	9,8%	2	2,2%	5	5,4%	2	2,2%	9	9,8%	12	13,0%	14	15,2%	21	22,8%	7	7,6%	11	12,0%	92	100,0%
19	3	3,5%	2	2,4%	0		2	2,4%	8	9,4%	6	7,1%	20	23,5%	24	28,2%	5	5,9%	15	17,6%	85	100,0%

Academic Year

2023/2024

School

Graduate

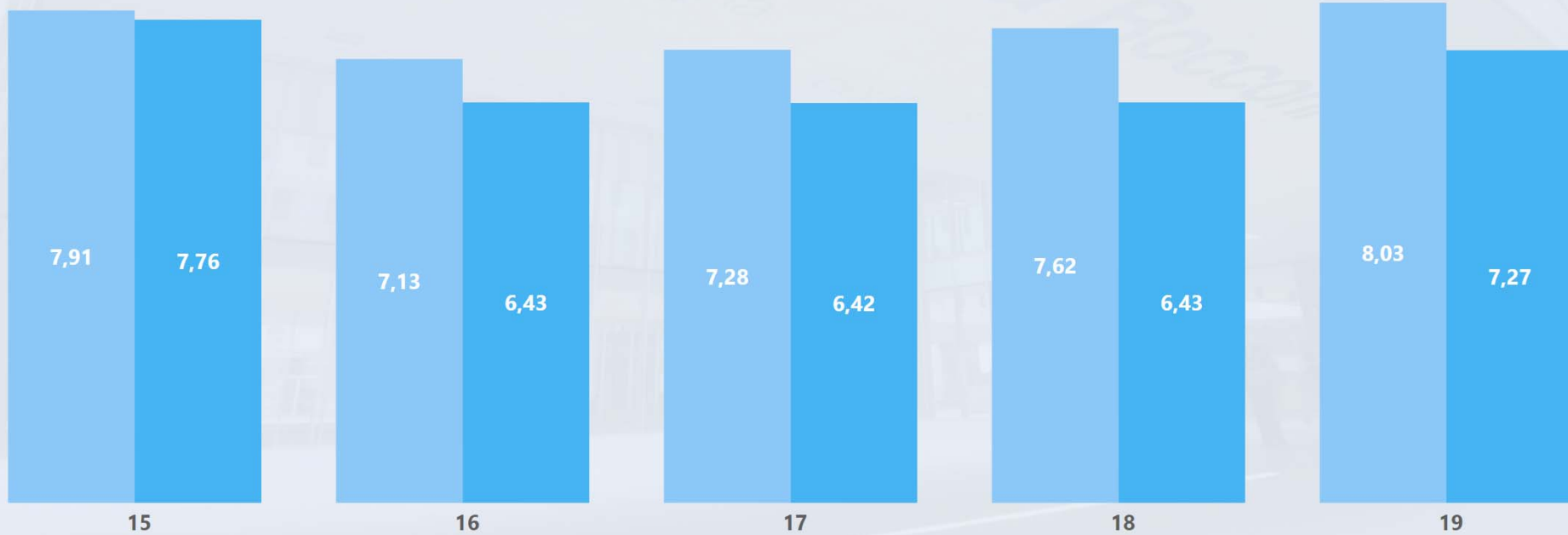
Program

TS

Legend

Item	Description
15	Your prior academic knowledge was adequate for understanding the topics covered in the course and included in the examination program.
16	The workload required for this course is appropriate compared to the number of credits allocated to it.
17	The course material is adequate (useful/complete) for the study of the course subject.
18	The exam rules and procedures have been explained clearly.
19	The instructor is available for clarifications and explanations.

AVERAGE RESPONSE VALUE



● Attending ● Not Attending

Academic Year

2023/2024

School

Graduate

Program

TS

Not Attending Eval.
TEACHING EVALUATION
DASHBOARD

MAIN REASON FOR NON-ATTENDANCE

Year of Studies Response	I		II		III		IV		V		Totale	
	A.V.	%	A.V.	%	A.V.	%	A.V.	%	A.V.	%	A.V.	%
I could not attend because I was working	10	34,5%	71	82,6%	0		0		0		81	70,4%
I found the class attendance of little use for the exam preparation	8	27,6%	6	7,0%	0		0		0		14	12,2%
I preferred to attend other courses this semester	4	13,8%	4	4,7%	0		0		0		8	7,0%
Other reasons	7	24,1%	5	5,8%	0		0		0		12	10,4%
Totale	29	100,0%	86	100,0%	0		0		0		115	100,0%