



Bocconi

Teaching Evaluation

Master of Science in

Management

a.y. 2023-24



1. Student information

Academic Year

2023/2024

School

Graduate

Program

M

Attendance

Tutte

INVITATIONS

8125

RESPONSES

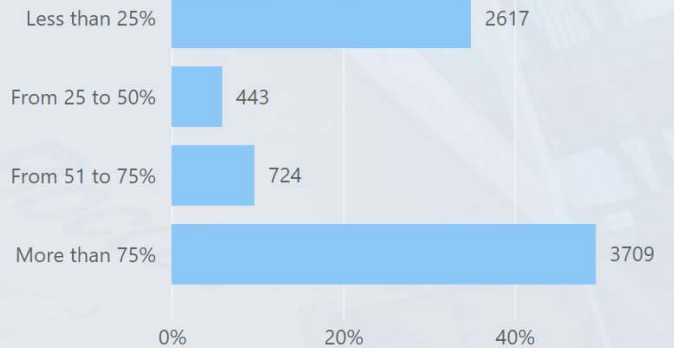
7493

RESPONSES BY PROGRAM

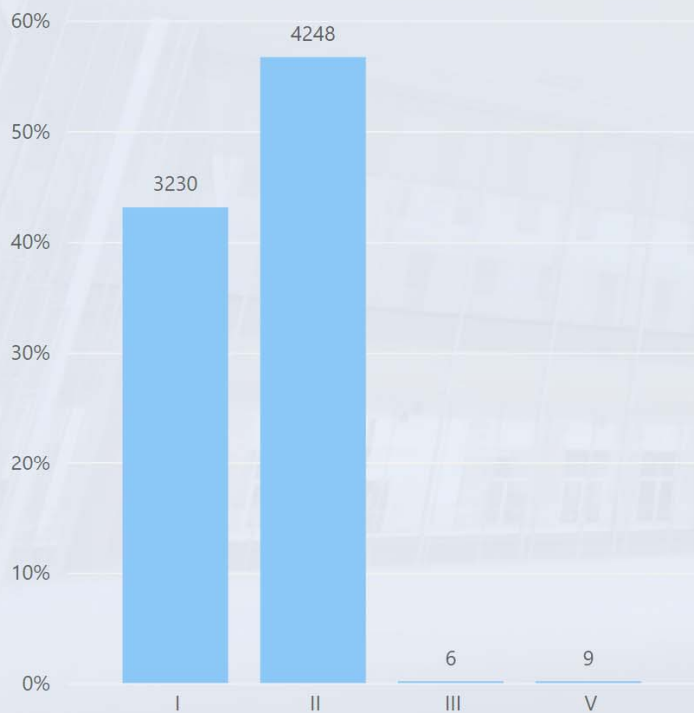
M

7493

ATTENDANCE



RESPONSES BY YEAR OF STUDIES



RESPONSES BY NATIONALITY





2. Evaluation of Attending Students

RESPONSES DISTRIBUTION OF COURSE ORGANIZATION

Item	1		2		3		4		5		6		7		8		9		10		Totale	
	A.V.	%	A.V.	%	A.V.	%	A.V.	%	A.V.	%	A.V.	%	A.V.	%	A.V.	%	A.V.	%	A.V.	%	A.V.	%
1	49	1,1%	42	1,0%	71	1,6%	98	2,2%	179	4,1%	357	8,2%	627	14,4%	1047	24,0%	956	21,9%	934	21,4%	4360	100,0%
2	67	1,5%	88	2,0%	101	2,3%	156	3,6%	243	5,6%	470	10,8%	698	16,0%	991	22,8%	878	20,2%	659	15,1%	4351	100,0%
3	12	0,3%	11	0,3%	29	0,7%	42	1,0%	84	1,9%	204	4,7%	433	9,9%	855	19,5%	1083	24,8%	1621	37,1%	4374	100,0%
4	52	1,2%	32	0,7%	66	1,5%	77	1,8%	156	3,6%	304	7,0%	547	12,5%	973	22,3%	991	22,7%	1175	26,9%	4373	100,0%
5	84	1,9%	96	2,2%	97	2,2%	148	3,4%	258	5,9%	418	9,6%	693	15,9%	976	22,3%	813	18,6%	785	18,0%	4368	100,0%
6	56	1,3%	46	1,1%	72	1,7%	89	2,0%	176	4,0%	345	7,9%	632	14,5%	1015	23,3%	912	20,9%	1017	23,3%	4360	100,0%
7	139	3,2%	84	1,9%	97	2,2%	134	3,1%	224	5,1%	398	9,1%	694	15,9%	1022	23,4%	808	18,5%	760	17,4%	4360	100,0%
8	20	0,5%	19	0,4%	40	0,9%	44	1,0%	99	2,3%	222	5,1%	481	11,0%	1017	23,3%	1127	25,8%	1295	29,7%	4364	100,0%
9	81	1,9%	54	1,3%	76	1,8%	93	2,2%	238	5,6%	364	8,6%	568	13,4%	903	21,4%	898	21,3%	949	22,5%	4224	100,0%

Legend

Item Description

- 1 I am interested in the course topics.
- 2 Overall I am satisfied with the way the course has been carried out.
- 3 The schedule of lectures, practice and any other teaching activities has been respected.
- 4 Your prior academic knowledge was adequate for understanding the topics covered in the course and included in the examination program.
- 5 The course material is adequate (useful/complete) for the study of the course subject.
- 6 The exam rules and procedures have been explained clearly.
- 7 The workload required for this course is appropriate compared to the number of credits allocated to it.
- 8 The course has been carried out in accordance with the syllabus published on the website.
- 9 The supplementary activities (practice, workshops, group work, etc.), if present, have been helpful in learning the course topics.

Academic Year

2023/2024

School

Graduate

Program

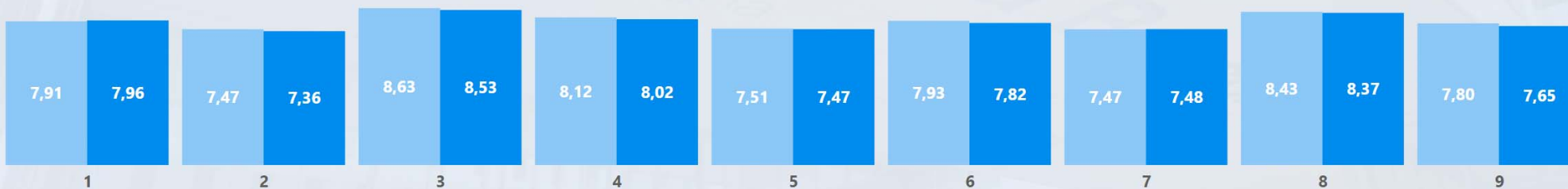
M

Legend

QID Description

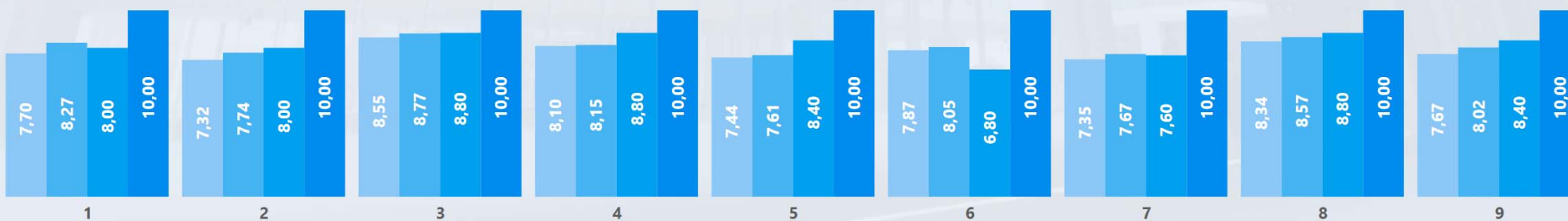
- 1 I am interested in the course topics.
- 2 Overall I am satisfied with the way the course has been carried out.
- 3 The schedule of lectures, practice and any other teaching activities has been respected.
- 4 Your prior academic knowledge was adequate for understanding the topics covered in the course and included in the examination program.
- 5 The course material is adequate (useful/complete) for the study of the course subject.
- 6 The exam rules and procedures have been explained clearly.
- 7 The workload required for this course is appropriate compared to the number of credits allocated to it.
- 8 The course has been carried out in accordance with the syllabus published on the website.
- 9 The supplementary activities (practice, workshops, group work, etc.), if present, have been helpful in learning the course topics.

AVERAGE RESPONSE VALUE



● Average Response Value ● School Average

BREAKDOWN OF AVERAGE RESPONSE VALUE BY YEAR OF STUDIES



● I ● II ● III ● V

Academic Year

2023/2024

School

Graduate

Program

M

Legend

Item Description

- 10 The teaching activity is satisfactory.
- 11 The instructor is available for clarifications and explanations (even remotely).
- 12 The instructor stimulates interest in the course subject.
- 13 The instructor explains the topics in a clear manner.
- 14 The instructor encouraged interaction during the lessons.

RESPONSES DISTRIBUTION OF TEACHING ACTIVITIES

Item	1		2		3		4		5		6		7		8		9		10		Totale	
	A.V.	%	A.V.	%	A.V.	%	A.V.	%	A.V.	%	A.V.	%	A.V.	%	A.V.	%	A.V.	%	A.V.	%	A.V.	%
10	70	1,1%	64	1,0%	85	1,4%	112	1,8%	241	3,9%	430	7,0%	871	14,2%	1293	21,1%	1325	21,7%	1623	26,5%	6114	100,0%
11	52	0,9%	34	0,6%	45	0,7%	78	1,3%	163	2,7%	347	5,7%	677	11,2%	1231	20,3%	1441	23,8%	1985	32,8%	6053	100,0%
12	88	1,4%	71	1,2%	104	1,7%	141	2,3%	251	4,1%	462	7,6%	853	14,0%	1151	18,8%	1299	21,3%	1687	27,6%	6107	100,0%
13	83	1,4%	75	1,2%	106	1,7%	158	2,6%	266	4,4%	431	7,1%	838	13,7%	1232	20,2%	1270	20,8%	1642	26,9%	6101	100,0%
14	62	1,0%	51	0,8%	82	1,3%	109	1,8%	215	3,5%	430	7,0%	779	12,8%	1195	19,6%	1372	22,5%	1807	29,6%	6102	100,0%

Academic Year

2023/2024

School

Graduate

Program

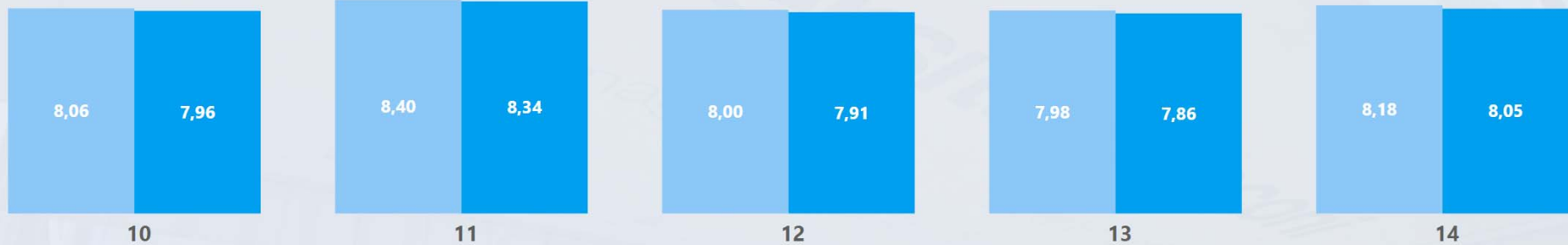
M

Legend

Item Description

- 10 The teaching activity is satisfactory.
- 11 The instructor is available for clarifications and explanations (even remotely).
- 12 The instructor stimulates interest in the course subject.
- 13 The instructor explains the topics in a clear manner.
- 14 The instructor encouraged interaction during the lessons.

AVERAGE RESPONSE VALUE



● Average Response Value ● School Average

BREAKDOWN OF AVERAGE RESPONSE VALUE BY YEAR OF STUDIES



● I ● II ● III ● V



3. Evaluation of Non-Attending Students

Academic Year

2023/2024

School

Graduate

Program

M

Legend

Item Description

- 15 Your prior academic knowledge was adequate for understanding the topics covered in the course and included in the examination program.
- 16 The workload required for this course is appropriate compared to the number of credits allocated to it.
- 17 The course material is adequate (useful/complete) for the study of the course subject.
- 18 The exam rules and procedures have been explained clearly.
- 19 The instructor is available for clarifications and explanations.

RESPONSES DISTRIBUTION OF COURSE ORGANIZATION

Item	1		2		3		4		5		6		7		8		9		10		Totale	
	A.V.	%	A.V.	%	A.V.	%	A.V.	%	A.V.	%	A.V.	%	A.V.	%	A.V.	%	A.V.	%	A.V.	%	A.V.	%
15	87	5,2%	49	2,9%	50	3,0%	64	3,8%	183	11,0%	187	11,2%	225	13,5%	287	17,2%	175	10,5%	361	21,6%	1668	100,0%
16	96	5,8%	44	2,7%	51	3,1%	76	4,6%	195	11,8%	191	11,5%	242	14,6%	294	17,8%	167	10,1%	299	18,1%	1655	100,0%
17	97	5,9%	45	2,7%	45	2,7%	76	4,6%	193	11,7%	204	12,4%	254	15,4%	290	17,6%	169	10,2%	276	16,7%	1649	100,0%
18	78	4,7%	26	1,6%	28	1,7%	44	2,7%	190	11,5%	186	11,3%	244	14,8%	308	18,7%	222	13,5%	323	19,6%	1649	100,0%
19	63	3,9%	15	0,9%	20	1,2%	38	2,3%	178	11,0%	147	9,0%	197	12,1%	330	20,3%	244	15,0%	393	24,2%	1625	100,0%

Academic Year

2023/2024

School

Graduate

Program

M

Legend

Item	Description
15	Your prior academic knowledge was adequate for understanding the topics covered in the course and included in the examination program.
16	The workload required for this course is appropriate compared to the number of credits allocated to it.
17	The course material is adequate (useful/complete) for the study of the course subject.
18	The exam rules and procedures have been explained clearly.
19	The instructor is available for clarifications and explanations.

AVERAGE RESPONSE VALUE



● Attending ● Not Attending

Academic Year

2023/2024

School

Graduate

Program

M

Not Attending Eval.
TEACHING EVALUATION
DASHBOARD

MAIN REASON FOR NON-ATTENDANCE

Year of Studies Response	I		II		III		IV		V		Totale	
	A.V.	%	A.V.	%	A.V.	%	A.V.	%	A.V.	%	A.V.	%
I attend the course (or similar one) during my Exchange Program.	58	14,0%	475	18,1%	0		0		1	12,5%	534	17,5%
I attended the course in a different class (not the one that was originally assigned to me)	12	2,9%	51	1,9%	0		0		0		63	2,1%
I could not attend because I was working	82	19,8%	883	33,6%	0		0		3	37,5%	968	31,7%
I found the class attendance of little use for the exam preparation	102	24,6%	221	8,4%	0		0		0		323	10,6%
I preferred to attend other courses this semester	106	25,5%	383	14,6%	0		0		3	37,5%	492	16,1%
Other reasons	55	13,3%	613	23,3%	0		0		1	12,5%	669	21,9%
Totale	415	100,0%	2626	100,0%	0		0		8	100,0%	3049	100,0%