



Bocconi

Teaching Evaluation

Master of Science in

Marketing Management

a.y. 2023-24



1. Student information

Academic Year

2023/2024

School

Graduate

Program

MM

Attendance

Tutte

INVITATIONS

3405

RESPONSES

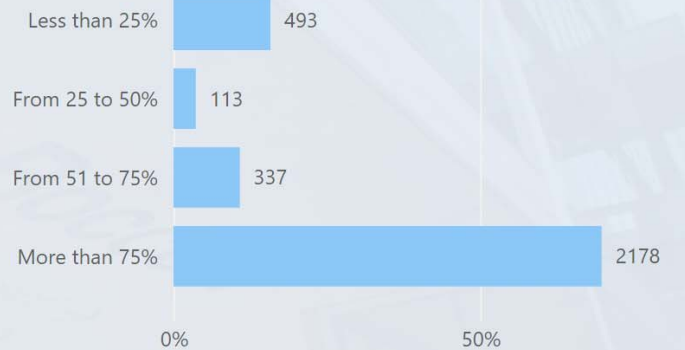
3121

RESPONSES BY PROGRAM

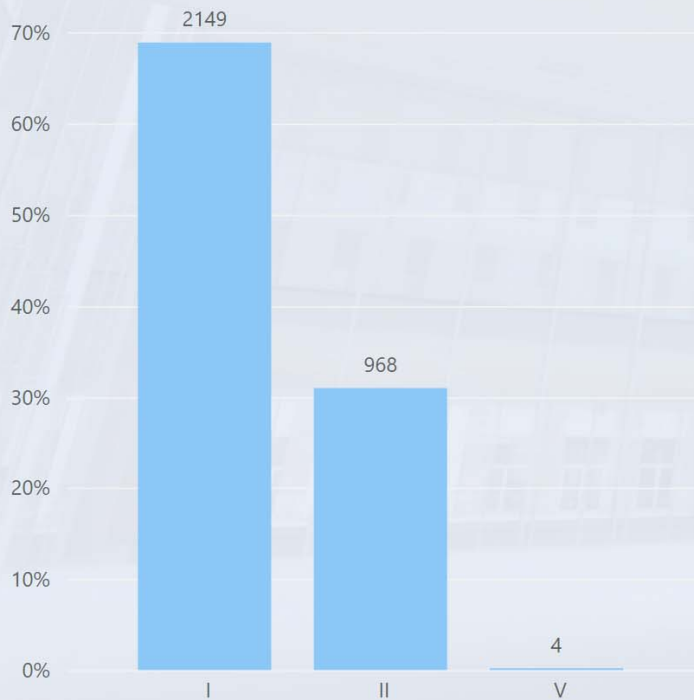
MM

3121

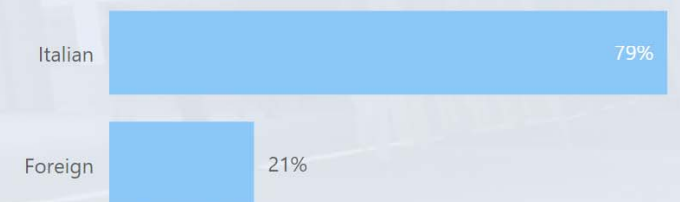
ATTENDANCE



RESPONSES BY YEAR OF STUDIES



RESPONSES BY NATIONALITY





2. Evaluation of Attending Students

Academic Year

2023/2024

School

Graduate

Course Evaluation
TEACHING EVALUATION
DASHBOARD

Program

MM

RESPONSES DISTRIBUTION OF COURSE ORGANIZATION

Item	1		2		3		4		5		6		7		8		9		10		Totale	
	A.V.	%	A.V.	%	A.V.	%	A.V.	%	A.V.	%	A.V.	%	A.V.	%	A.V.	%	A.V.	%	A.V.	%	A.V.	%
1	17	0,7%	26	1,0%	28	1,1%	54	2,2%	95	3,8%	188	7,6%	363	14,6%	639	25,7%	582	23,4%	496	19,9%	2488	100,0%
2	33	1,3%	41	1,6%	64	2,6%	81	3,3%	134	5,4%	242	9,7%	431	17,3%	615	24,7%	527	21,2%	318	12,8%	2486	100,0%
3	5	0,2%	15	0,6%	20	0,8%	29	1,2%	36	1,4%	108	4,3%	284	11,4%	501	20,1%	686	27,5%	807	32,4%	2491	100,0%
4	13	0,5%	27	1,1%	44	1,8%	53	2,1%	94	3,8%	185	7,4%	327	13,1%	541	21,7%	569	22,9%	637	25,6%	2490	100,0%
5	42	1,7%	42	1,7%	70	2,8%	89	3,6%	145	5,8%	248	10,0%	384	15,4%	542	21,8%	490	19,7%	435	17,5%	2487	100,0%
6	30	1,2%	43	1,7%	49	2,0%	71	2,9%	140	5,7%	227	9,2%	361	14,6%	557	22,5%	499	20,2%	494	20,0%	2471	100,0%
7	49	2,0%	46	1,9%	58	2,3%	105	4,2%	148	6,0%	235	9,5%	375	15,1%	589	23,7%	495	19,9%	382	15,4%	2482	100,0%
8	15	0,6%	8	0,3%	24	1,0%	46	1,9%	58	2,3%	142	5,7%	283	11,4%	583	23,5%	640	25,8%	683	27,5%	2482	100,0%
9	64	2,6%	56	2,3%	58	2,4%	60	2,4%	128	5,2%	194	7,9%	302	12,3%	523	21,3%	502	20,5%	566	23,1%	2453	100,0%

Legend

Item Description

- 1 I am interested in the course topics.
- 2 Overall I am satisfied with the way the course has been carried out.
- 3 The schedule of lectures, practice and any other teaching activities has been respected.
- 4 Your prior academic knowledge was adequate for understanding the topics covered in the course and included in the examination program.
- 5 The course material is adequate (useful/complete) for the study of the course subject.
- 6 The exam rules and procedures have been explained clearly.
- 7 The workload required for this course is appropriate compared to the number of credits allocated to it.
- 8 The course has been carried out in accordance with the syllabus published on the website.
- 9 The supplementary activities (practice, workshops, group work, etc.), if present, have been helpful in learning the course topics.

Academic Year

2023/2024

School

Graduate

Program


MM

Legend

QID Description

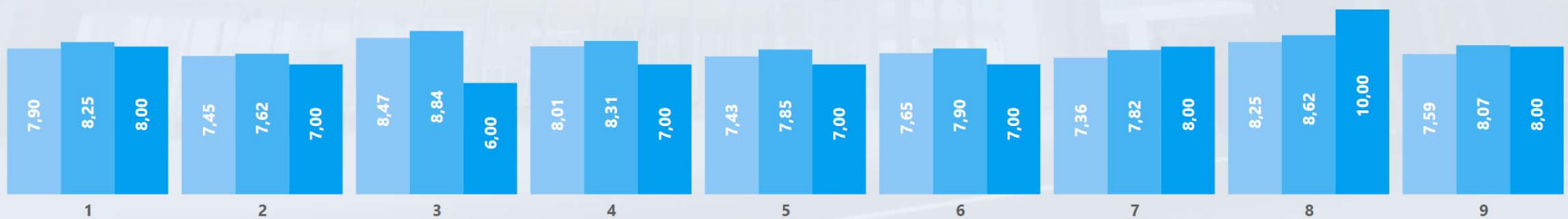
- 1 I am interested in the course topics.
- 2 Overall I am satisfied with the way the course has been carried out.
- 3 The schedule of lectures, practice and any other teaching activities has been respected.
- 4 Your prior academic knowledge was adequate for understanding the topics covered in the course and included in the examination program.
- 5 The course material is adequate (useful/complete) for the study of the course subject.
- 6 The exam rules and procedures have been explained clearly.
- 7 The workload required for this course is appropriate compared to the number of credits allocated to it.
- 8 The course has been carried out in accordance with the syllabus published on the website.
- 9 The supplementary activities (practice, workshops, group work, etc.), if present, have been helpful in learning the course topics.

AVERAGE RESPONSE VALUE



● Average Response Value ● School Average

BREAKDOWN OF AVERAGE RESPONSE VALUE BY YEAR OF STUDIES



● I ● II ● V

Academic Year

2023/2024

School

Graduate

Program

MM

Legend

Item Description

- 10 The teaching activity is satisfactory.
- 11 The instructor is available for clarifications and explanations (even remotely).
- 12 The instructor stimulates interest in the course subject.
- 13 The instructor explains the topics in a clear manner.
- 14 The instructor encouraged interaction during the lessons.

RESPONSES DISTRIBUTION OF TEACHING ACTIVITIES

Item	1		2		3		4		5		6		7		8		9		10		Totale	
	A.V.	%	A.V.	%	A.V.	%	A.V.	%	A.V.	%	A.V.	%	A.V.	%	A.V.	%	A.V.	%	A.V.	%	A.V.	%
10	49	1,2%	52	1,2%	59	1,4%	85	2,0%	138	3,3%	316	7,5%	558	13,3%	919	21,9%	982	23,4%	1037	24,7%	4195	100,0%
11	36	0,9%	30	0,7%	39	0,9%	57	1,4%	108	2,6%	226	5,4%	498	12,0%	893	21,5%	973	23,4%	1301	31,3%	4161	100,0%
12	58	1,4%	56	1,3%	83	2,0%	109	2,6%	181	4,3%	302	7,2%	545	13,0%	861	20,5%	906	21,6%	1090	26,0%	4191	100,0%
13	56	1,3%	50	1,2%	71	1,7%	108	2,6%	160	3,8%	305	7,3%	581	13,9%	876	20,9%	942	22,5%	1039	24,8%	4188	100,0%
14	48	1,1%	54	1,3%	63	1,5%	98	2,3%	180	4,3%	311	7,4%	545	13,0%	818	19,5%	915	21,8%	1159	27,7%	4191	100,0%

Academic Year

2023/2024

School

Graduate

Program

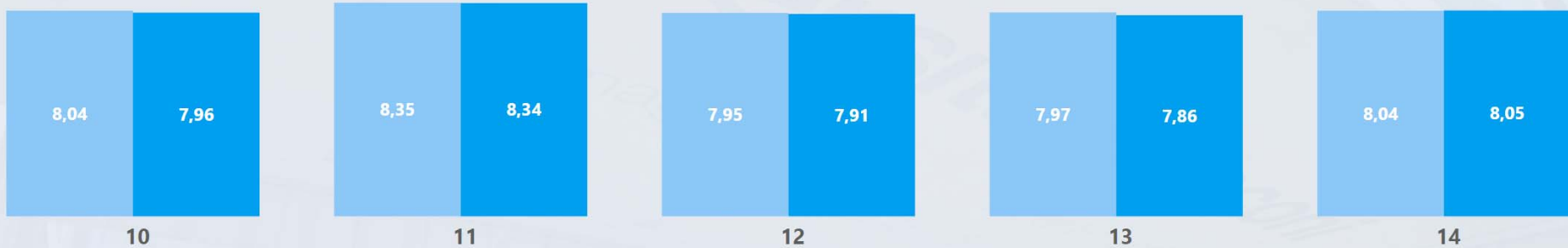
MM

Legend

Item Description

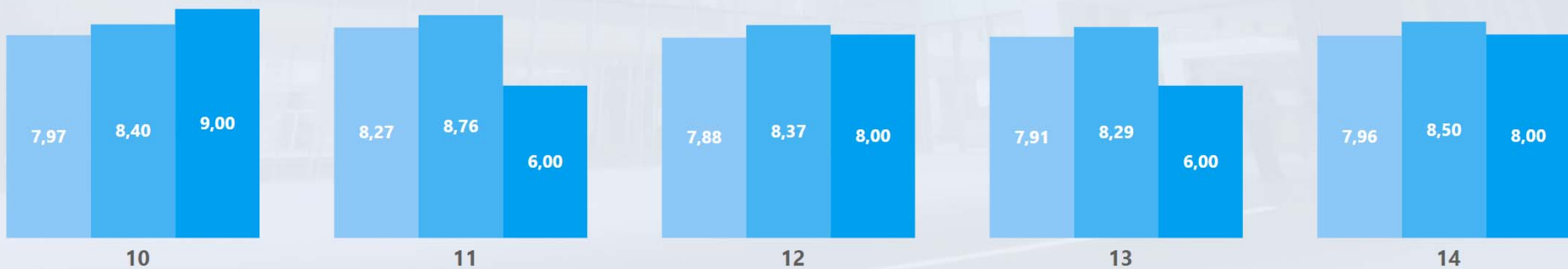
- 10 The teaching activity is satisfactory.
- 11 The instructor is available for clarifications and explanations (even remotely).
- 12 The instructor stimulates interest in the course subject.
- 13 The instructor explains the topics in a clear manner.
- 14 The instructor encouraged interaction during the lessons.

AVERAGE RESPONSE VALUE



● Average Response Value ● School Average

BREAKDOWN OF AVERAGE RESPONSE VALUE BY YEAR OF STUDIES



● I ● II ● V



3. Evaluation of Non-Attending Students

Academic Year

2023/2024

School

Graduate

Program

MM

Legend

Item	Description
15	Your prior academic knowledge was adequate for understanding the topics covered in the course and included in the examination program.
16	The workload required for this course is appropriate compared to the number of credits allocated to it.
17	The course material is adequate (useful/complete) for the study of the course subject.
18	The exam rules and procedures have been explained clearly.
19	The instructor is available for clarifications and explanations.

RESPONSES DISTRIBUTION OF COURSE ORGANIZATION

Item	1		2		3		4		5		6		7		8		9		10		Totale	
	A.V.	%	A.V.	%	A.V.	%	A.V.	%	A.V.	%	A.V.	%	A.V.	%	A.V.	%	A.V.	%	A.V.	%	A.V.	%
15	10	2,9%	3	0,9%	9	2,7%	9	2,7%	38	11,2%	40	11,8%	39	11,5%	82	24,2%	36	10,6%	73	21,5%	339	100,0%
16	13	3,9%	6	1,8%	6	1,8%	11	3,3%	42	12,5%	45	13,4%	51	15,2%	89	26,6%	28	8,4%	44	13,1%	335	100,0%
17	14	4,2%	9	2,7%	9	2,7%	18	5,3%	38	11,3%	35	10,4%	48	14,2%	79	23,4%	31	9,2%	56	16,6%	337	100,0%
18	22	6,5%	6	1,8%	11	3,3%	12	3,6%	31	9,2%	36	10,7%	50	14,9%	61	18,2%	43	12,8%	64	19,0%	336	100,0%
19	11	3,3%	3	0,9%	8	2,4%	11	3,3%	30	9,1%	36	10,9%	37	11,2%	64	19,3%	46	13,9%	85	25,7%	331	100,0%

Academic Year

2023/2024

School

Graduate

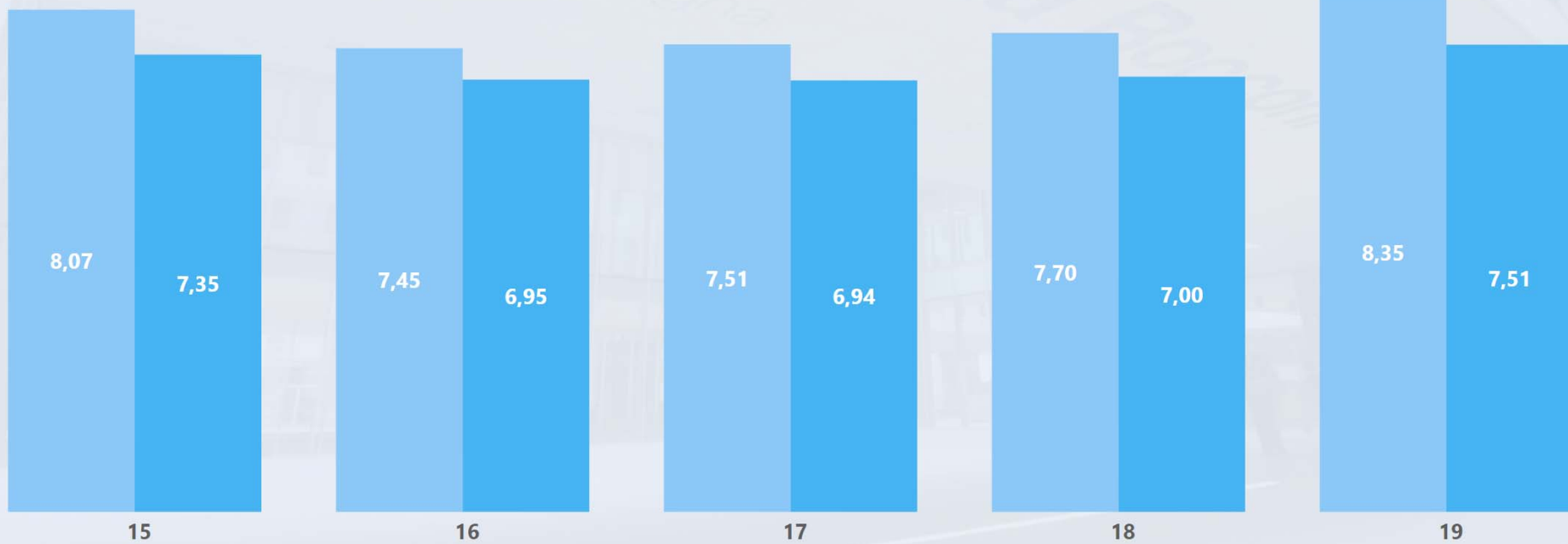
Program

MM

Legend

Item	Description
15	Your prior academic knowledge was adequate for understanding the topics covered in the course and included in the examination program.
16	The workload required for this course is appropriate compared to the number of credits allocated to it.
17	The course material is adequate (useful/complete) for the study of the course subject.
18	The exam rules and procedures have been explained clearly.
19	The instructor is available for clarifications and explanations.

AVERAGE RESPONSE VALUE



● Attending ● Not Attending

Academic Year

2023/2024

School

Graduate

Program

MM

Not Attending Eval.
TEACHING EVALUATION
DASHBOARD

MAIN REASON FOR NON-ATTENDANCE

Year of Studies Response	I		II		III		IV		V		Totale	
	A.V.	%	A.V.	%	A.V.	%	A.V.	%	A.V.	%	A.V.	%
I attend the course (or similar one) during my Exchange Program.	2	1,4%	115	25,4%	0		0		0		117	19,5%
I attended the course in a different class (not the one that was originally assigned to me)	1	0,7%	4	0,9%	0		0		0		5	0,8%
I could not attend because I was working	28	19,4%	196	43,3%	0		0		1	33,3%	225	37,5%
I found the class attendance of little use for the exam preparation	38	26,4%	14	3,1%	0		0		0		52	8,7%
I preferred to attend other courses this semester	46	31,9%	30	6,6%	0		0		0		76	12,7%
Other reasons	29	20,1%	94	20,8%	0		0		2	66,7%	125	20,8%
Totale	144	100,0%	453	100,0%	0		0		3	100,0%	600	100,0%