



Bocconi

Teaching Evaluation

Master of Science in

International Management

a.y. 2023-24



1. Student information

Academic Year

2023/2024

School

Graduate

Program

IM

Attendance

Tutte

INVITATIONS

1546

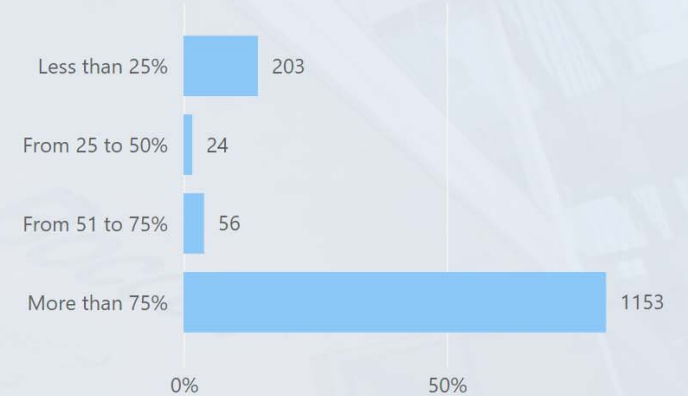
RESPONSES

1436

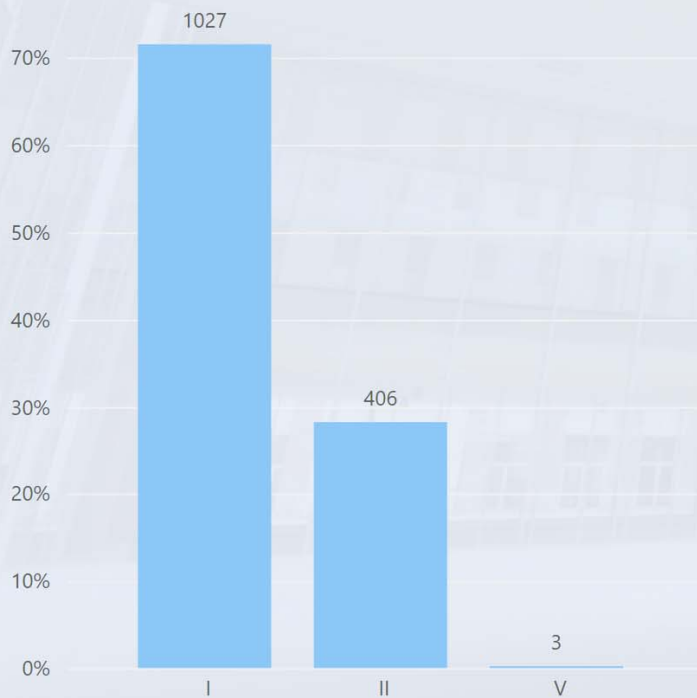
RESPONSES BY PROGRAM



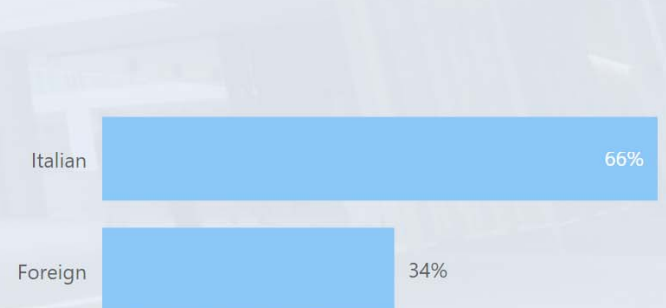
ATTENDANCE



RESPONSES BY YEAR OF STUDIES



RESPONSES BY NATIONALITY





2. Evaluation of Attending Students

RESPONSES DISTRIBUTION OF COURSE ORGANIZATION

Item	1		2		3		4		5		6		7		8		9		10		Totale	
	A.V.	%	A.V.	%	A.V.	%	A.V.	%	A.V.	%	A.V.	%	A.V.	%	A.V.	%	A.V.	%	A.V.	%	A.V.	%
1	12	1,0%	7	0,6%	25	2,1%	14	1,2%	37	3,1%	96	8,0%	203	17,0%	296	24,8%	255	21,3%	250	20,9%	1195	100,0%
2	10	0,8%	20	1,7%	27	2,3%	33	2,8%	58	4,9%	117	9,8%	219	18,4%	318	26,7%	232	19,5%	158	13,3%	1192	100,0%
3	10	0,8%	10	0,8%	7	0,6%	12	1,0%	20	1,7%	29	2,4%	112	9,3%	198	16,5%	294	24,5%	506	42,2%	1198	100,0%
4	7	0,6%	7	0,6%	7	0,6%	12	1,0%	35	2,9%	48	4,0%	113	9,4%	215	18,0%	306	25,6%	446	37,3%	1196	100,0%
5	13	1,1%	14	1,2%	22	1,8%	36	3,0%	54	4,5%	96	8,0%	163	13,6%	273	22,8%	254	21,3%	270	22,6%	1195	100,0%
6	15	1,3%	15	1,3%	18	1,5%	27	2,3%	33	2,8%	82	6,9%	183	15,4%	249	20,9%	260	21,8%	309	25,9%	1191	100,0%
7	14	1,2%	18	1,5%	24	2,0%	25	2,1%	51	4,3%	83	7,0%	189	15,8%	285	23,9%	248	20,8%	256	21,5%	1193	100,0%
8	5	0,4%	2	0,2%	8	0,7%	10	0,8%	23	1,9%	39	3,3%	104	8,7%	245	20,5%	345	28,9%	413	34,6%	1194	100,0%
9	19	1,6%	16	1,4%	18	1,5%	36	3,1%	52	4,4%	93	7,9%	135	11,5%	254	21,7%	249	21,3%	298	25,5%	1170	100,0%

Legend

Item	Description
1	I am interested in the course topics.
2	Overall I am satisfied with the way the course has been carried out.
3	The schedule of lectures, practice and any other teaching activities has been respected.
4	Your prior academic knowledge was adequate for understanding the topics covered in the course and included in the examination program.
5	The course material is adequate (useful/complete) for the study of the course subject.
6	The exam rules and procedures have been explained clearly.
7	The workload required for this course is appropriate compared to the number of credits allocated to it.
8	The course has been carried out in accordance with the syllabus published on the website.
9	The supplementary activities (practice, workshops, group work, etc.), if present, have been helpful in learning the course topics.

Academic Year

2023/2024

School

Graduate

Program

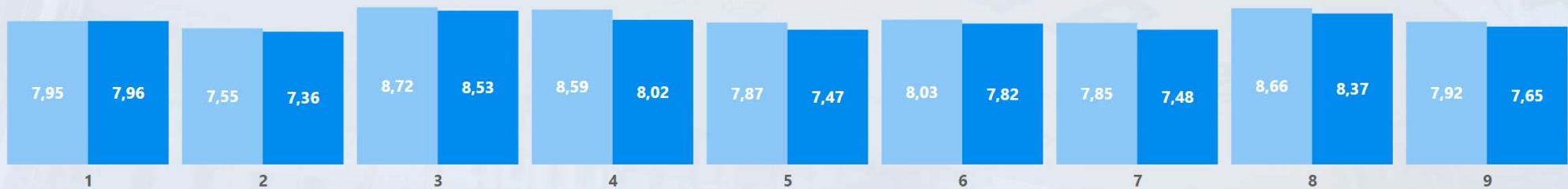
IM

Legend

QID Description

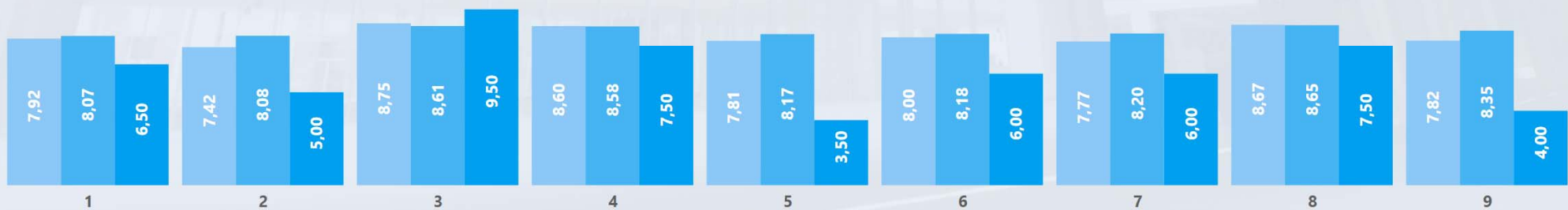
- 1 I am interested in the course topics.
- 2 Overall I am satisfied with the way the course has been carried out.
- 3 The schedule of lectures, practice and any other teaching activities has been respected.
- 4 Your prior academic knowledge was adequate for understanding the topics covered in the course and included in the examination program.
- 5 The course material is adequate (useful/complete) for the study of the course subject.
- 6 The exam rules and procedures have been explained clearly.
- 7 The workload required for this course is appropriate compared to the number of credits allocated to it.
- 8 The course has been carried out in accordance with the syllabus published on the website.
- 9 The supplementary activities (practice, workshops, group work, etc.), if present, have been helpful in learning the course topics.

AVERAGE RESPONSE VALUE



● Average Response Value ● School Average

BREAKDOWN OF AVERAGE RESPONSE VALUE BY YEAR OF STUDIES



● I ● II ● V

Academic Year

2023/2024

School

Graduate

Program

IM

Legend

Item	Description
10	The teaching activity is satisfactory.
11	The instructor is available for clarifications and explanations (even remotely).
12	The instructor stimulates interest in the course subject.
13	The instructor explains the topics in a clear manner.
14	The instructor encouraged interaction during the lessons.

RESPONSES DISTRIBUTION OF TEACHING ACTIVITIES

Item	1		2		3		4		5		6		7		8		9		10		Totale	
	A.V.	%	A.V.	%	A.V.	%	A.V.	%	A.V.	%	A.V.	%	A.V.	%	A.V.	%	A.V.	%	A.V.	%	A.V.	%
10	15	0,7%	21	1,0%	23	1,1%	27	1,3%	64	3,1%	136	6,7%	247	12,1%	433	21,2%	480	23,5%	599	29,3%	2045	100,0%
11	10	0,5%	7	0,3%	11	0,5%	15	0,7%	49	2,4%	78	3,9%	171	8,4%	381	18,8%	527	26,0%	775	38,3%	2024	100,0%
12	15	0,7%	16	0,8%	43	2,1%	48	2,3%	59	2,9%	146	7,1%	240	11,7%	382	18,7%	459	22,4%	637	31,1%	2045	100,0%
13	28	1,4%	26	1,3%	36	1,8%	30	1,5%	70	3,4%	156	7,6%	253	12,4%	381	18,6%	469	22,9%	595	29,1%	2044	100,0%
14	14	0,7%	22	1,1%	19	0,9%	22	1,1%	45	2,2%	109	5,3%	207	10,1%	381	18,6%	499	24,4%	726	35,5%	2044	100,0%

Academic Year

2023/2024

School

Graduate

Program

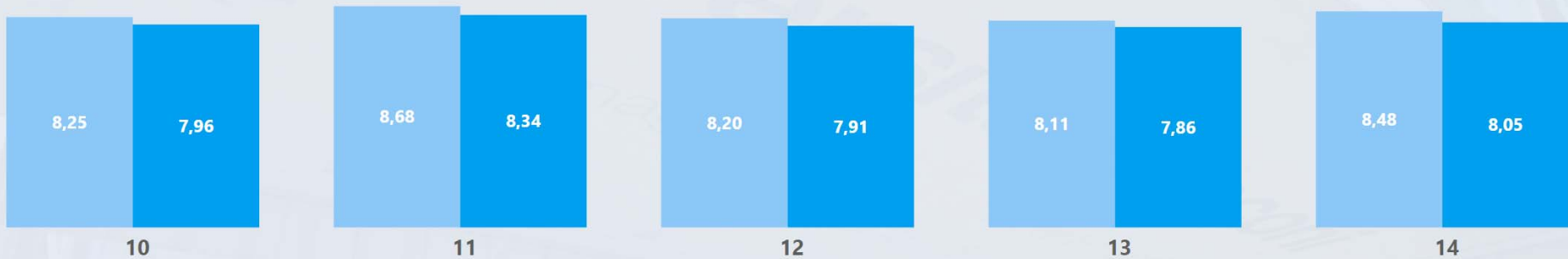
IM

Legend

Item Description

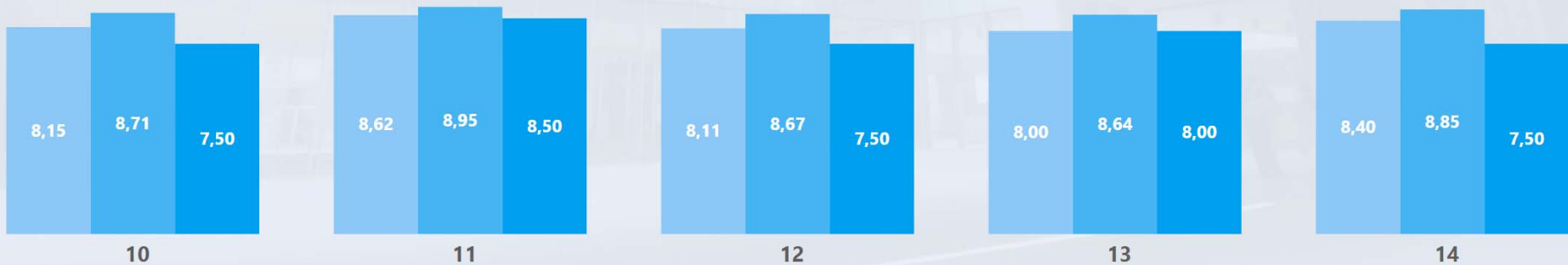
- 10 The teaching activity is satisfactory.
- 11 The instructor is available for clarifications and explanations (even remotely).
- 12 The instructor stimulates interest in the course subject.
- 13 The instructor explains the topics in a clear manner.
- 14 The instructor encouraged interaction during the lessons.

AVERAGE RESPONSE VALUE



● Average Response Value ● School Average

BREAKDOWN OF AVERAGE RESPONSE VALUE BY YEAR OF STUDIES



● I ● II ● V



3. Evaluation of Non-Attending Students

Academic Year

2023/2024

School

Graduate

Program

IM

Legend

Item	Description
15	Your prior academic knowledge was adequate for understanding the topics covered in the course and included in the examination program.
16	The workload required for this course is appropriate compared to the number of credits allocated to it.
17	The course material is adequate (useful/complete) for the study of the course subject.
18	The exam rules and procedures have been explained clearly.
19	The instructor is available for clarifications and explanations.

RESPONSES DISTRIBUTION OF COURSE ORGANIZATION

Item	1		2		3		4		5		6		7		8		9		10		Totale	
	A.V.	%	A.V.	%	A.V.	%	A.V.	%	A.V.	%	A.V.	%	A.V.	%	A.V.	%	A.V.	%	A.V.	%	A.V.	%
15	5	4,6%	2	1,9%	0		2	1,9%	8	7,4%	9	8,3%	3	2,8%	22	20,4%	10	9,3%	47	43,5%	108	100,0%
16	5	4,6%	1	0,9%	0		0		10	9,3%	12	11,1%	11	10,2%	18	16,7%	8	7,4%	43	39,8%	108	100,0%
17	4	3,7%	2	1,9%	0		3	2,8%	11	10,3%	10	9,3%	11	10,3%	19	17,8%	9	8,4%	38	35,5%	107	100,0%
18	5	4,7%	3	2,8%	1	0,9%	3	2,8%	8	7,5%	7	6,5%	11	10,3%	18	16,8%	9	8,4%	42	39,3%	107	100,0%
19	3	2,8%	1	0,9%	2	1,9%	1	0,9%	8	7,5%	7	6,5%	7	6,5%	17	15,9%	12	11,2%	49	45,8%	107	100,0%

Academic Year

2023/2024

School

Graduate

Program

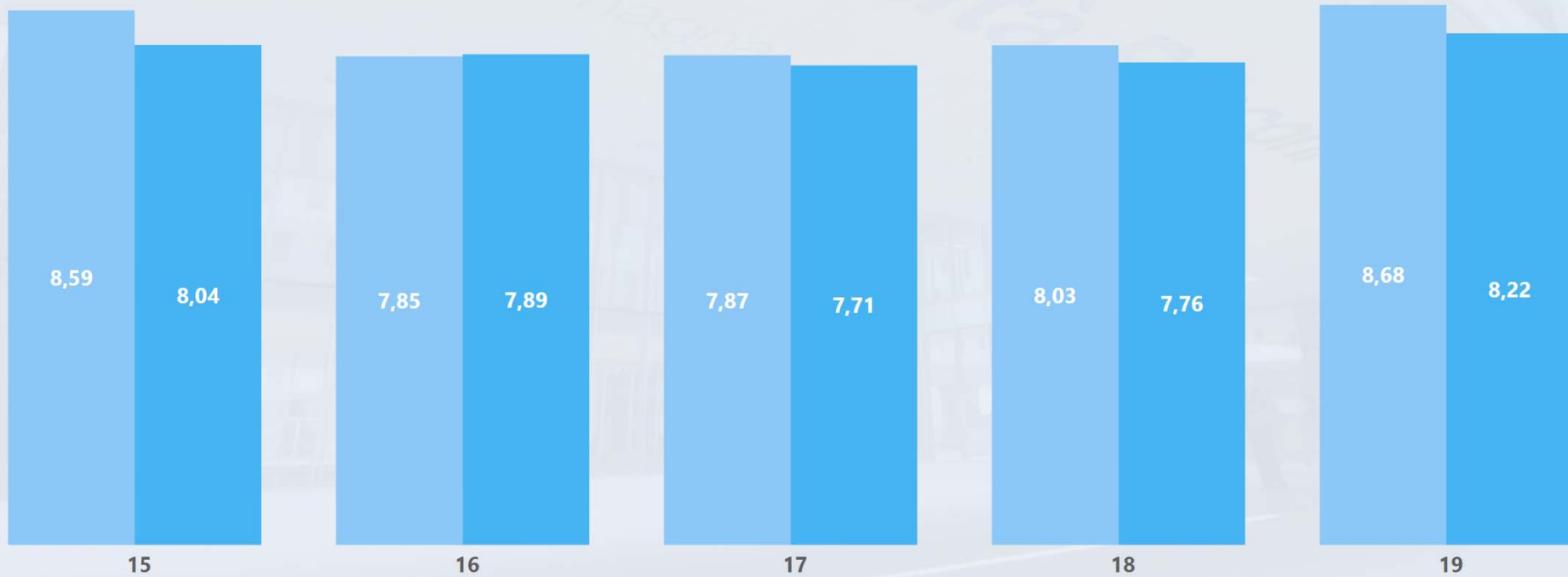
IM

Legend

Item Description

- | Item | Description |
|------|--|
| 15 | Your prior academic knowledge was adequate for understanding the topics covered in the course and included in the examination program. |
| 16 | The workload required for this course is appropriate compared to the number of credits allocated to it. |
| 17 | The course material is adequate (useful/complete) for the study of the course subject. |
| 18 | The exam rules and procedures have been explained clearly. |
| 19 | The instructor is available for clarifications and explanations. |

AVERAGE RESPONSE VALUE



● Attending ● Not Attending

Academic Year

2023/2024

School

Graduate

Program

IM

Not Attending Eval.
TEACHING EVALUATION
DASHBOARD

MAIN REASON FOR NON-ATTENDANCE

Year of Studies Response	I		II		III		IV		V		Totale	
	A.V.	%	A.V.	%	A.V.	%	A.V.	%	A.V.	%	A.V.	%
I attend the course (or similar one) during my Exchange Program.	2	3,3%	45	27,1%	0		0		1	100,0%	48	21,1%
I attended the course in a different class (not the one that was originally assigned to me)	1	1,7%	5	3,0%	0		0		0		6	2,6%
I could not attend because I was working	22	36,7%	46	27,7%	0		0		0		68	30,0%
I found the class attendance of little use for the exam preparation	11	18,3%	1	0,6%	0		0		0		12	5,3%
I preferred to attend other courses this semester	14	23,3%	16	9,6%	0		0		0		30	13,2%
Other reasons	10	16,7%	53	31,9%	0		0		0		63	27,8%
Totale	60	100,0%	166	100,0%	0		0		1	100,0%	227	100,0%