



Bocconi

Teaching Evaluation

Master of Science in

Finanza/Finance

a.y. 2023-24



1. Student information

Academic Year

2023/2024

School

Graduate

Program

FIN

Attendance

Tutte

INVITATIONS

4099

RESPONSES

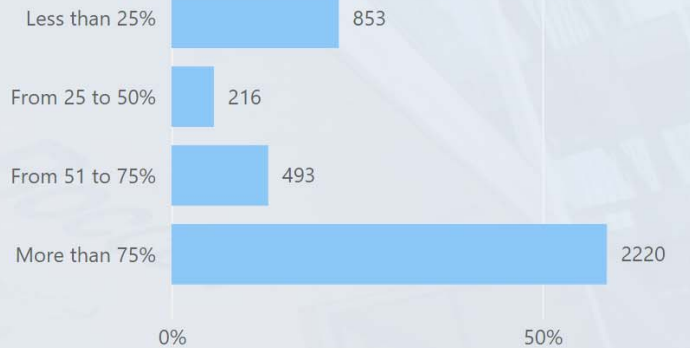
3782

RESPONSES BY PROGRAM

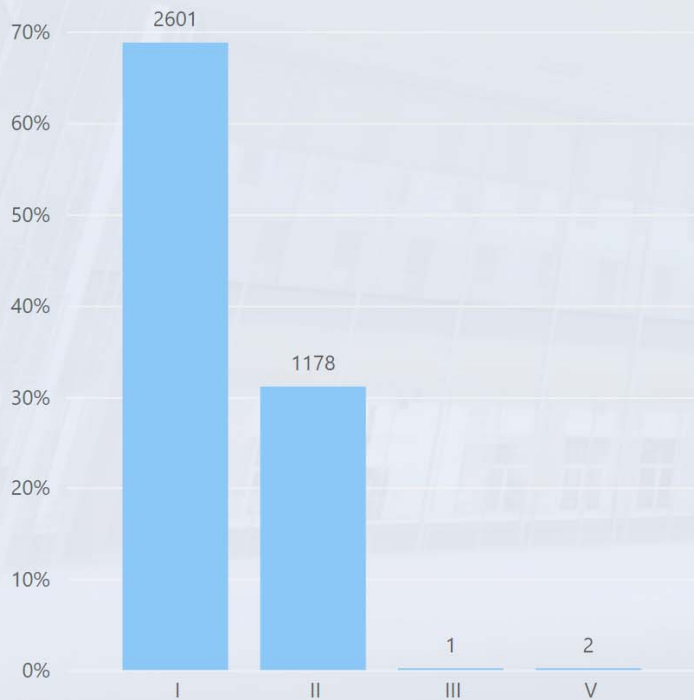
FIN

3782

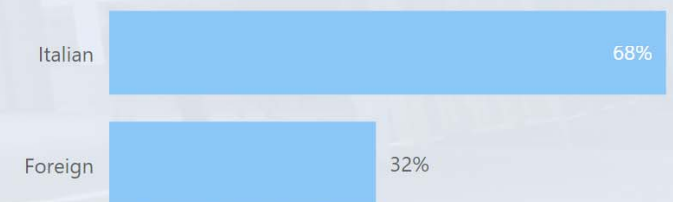
ATTENDANCE



RESPONSES BY YEAR OF STUDIES



RESPONSES BY NATIONALITY





2. Evaluation of Attending Students

RESPONSES DISTRIBUTION OF COURSE ORGANIZATION

Item	1		2		3		4		5		6		7		8		9		10		Totale	
	A.V.	%	A.V.	%	A.V.	%	A.V.	%	A.V.	%	A.V.	%	A.V.	%	A.V.	%	A.V.	%	A.V.	%	A.V.	%
1	42	1,6%	30	1,1%	39	1,5%	50	1,9%	122	4,5%	179	6,7%	390	14,5%	538	20,0%	573	21,3%	723	26,9%	2686	100,0%
2	85	3,2%	71	2,6%	81	3,0%	92	3,4%	182	6,8%	247	9,2%	408	15,2%	487	18,2%	559	20,9%	469	17,5%	2681	100,0%
3	29	1,1%	13	0,5%	29	1,1%	43	1,6%	65	2,4%	110	4,1%	200	7,4%	420	15,6%	644	23,9%	1138	42,3%	2691	100,0%
4	58	2,2%	29	1,1%	61	2,3%	90	3,3%	138	5,1%	206	7,7%	344	12,8%	485	18,0%	531	19,7%	749	27,8%	2691	100,0%
5	108	4,0%	77	2,9%	105	3,9%	120	4,5%	178	6,6%	220	8,2%	354	13,2%	503	18,7%	492	18,3%	533	19,8%	2690	100,0%
6	78	2,9%	57	2,1%	80	3,0%	80	3,0%	170	6,3%	206	7,7%	319	11,9%	518	19,3%	500	18,6%	678	25,2%	2686	100,0%
7	98	3,6%	60	2,2%	83	3,1%	105	3,9%	192	7,1%	273	10,1%	395	14,7%	546	20,3%	448	16,6%	491	18,2%	2691	100,0%
8	47	1,8%	23	0,9%	33	1,2%	41	1,5%	92	3,4%	149	5,6%	260	9,7%	520	19,4%	620	23,1%	896	33,4%	2681	100,0%
9	114	4,4%	63	2,4%	53	2,0%	75	2,9%	175	6,7%	214	8,2%	301	11,5%	458	17,5%	475	18,2%	688	26,3%	2616	100,0%

Legend

Item Description

- 1 I am interested in the course topics.
- 2 Overall I am satisfied with the way the course has been carried out.
- 3 The schedule of lectures, practice and any other teaching activities has been respected.
- 4 Your prior academic knowledge was adequate for understanding the topics covered in the course and included in the examination program.
- 5 The course material is adequate (useful/complete) for the study of the course subject.
- 6 The exam rules and procedures have been explained clearly.
- 7 The workload required for this course is appropriate compared to the number of credits allocated to it.
- 8 The course has been carried out in accordance with the syllabus published on the website.
- 9 The supplementary activities (practice, workshops, group work, etc.), if present, have been helpful in learning the course topics.

Academic Year

2023/2024

School

Graduate

Program

FIN

Legend

QID Description

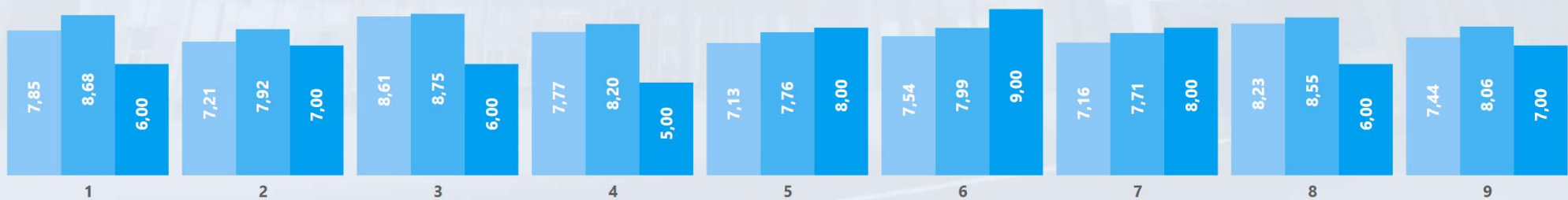
- 1 I am interested in the course topics.
- 2 Overall I am satisfied with the way the course has been carried out.
- 3 The schedule of lectures, practice and any other teaching activities has been respected.
- 4 Your prior academic knowledge was adequate for understanding the topics covered in the course and included in the examination program.
- 5 The course material is adequate (useful/complete) for the study of the course subject.
- 6 The exam rules and procedures have been explained clearly.
- 7 The workload required for this course is appropriate compared to the number of credits allocated to it.
- 8 The course has been carried out in accordance with the syllabus published on the website.
- 9 The supplementary activities (practice, workshops, group work, etc.), if present, have been helpful in learning the course topics.

AVERAGE RESPONSE VALUE



● Average Response Value ● School Average

BREAKDOWN OF AVERAGE RESPONSE VALUE BY YEAR OF STUDIES



● I ● II ● III

Academic Year

2023/2024

School

Graduate

Program

FIN

Legend

Item Description

- 10 The teaching activity is satisfactory.
- 11 The instructor is available for clarifications and explanations (even remotely).
- 12 The instructor stimulates interest in the course subject.
- 13 The instructor explains the topics in a clear manner.
- 14 The instructor encouraged interaction during the lessons.

RESPONSES DISTRIBUTION OF TEACHING ACTIVITIES

Item	1		2		3		4		5		6		7		8		9		10		Totale	
	A.V.	%	A.V.	%	A.V.	%	A.V.	%	A.V.	%	A.V.	%	A.V.	%	A.V.	%	A.V.	%	A.V.	%	A.V.	%
10	128	3,4%	71	1,9%	95	2,5%	78	2,1%	165	4,3%	250	6,6%	427	11,3%	641	16,9%	782	20,6%	1158	30,5%	3795	100,0%
11	74	2,0%	46	1,2%	46	1,2%	61	1,6%	120	3,2%	209	5,6%	390	10,4%	604	16,1%	780	20,8%	1412	37,7%	3742	100,0%
12	130	3,4%	70	1,8%	96	2,5%	102	2,7%	148	3,9%	274	7,2%	396	10,4%	574	15,1%	766	20,2%	1235	32,6%	3791	100,0%
13	138	3,6%	83	2,2%	92	2,4%	111	2,9%	154	4,1%	312	8,2%	430	11,4%	580	15,3%	719	19,0%	1163	30,8%	3782	100,0%
14	104	2,8%	60	1,6%	100	2,6%	110	2,9%	167	4,4%	275	7,3%	443	11,7%	636	16,8%	717	19,0%	1166	30,9%	3778	100,0%

Academic Year

2023/2024

School

Graduate

Program

FIN

Legend

Item Description

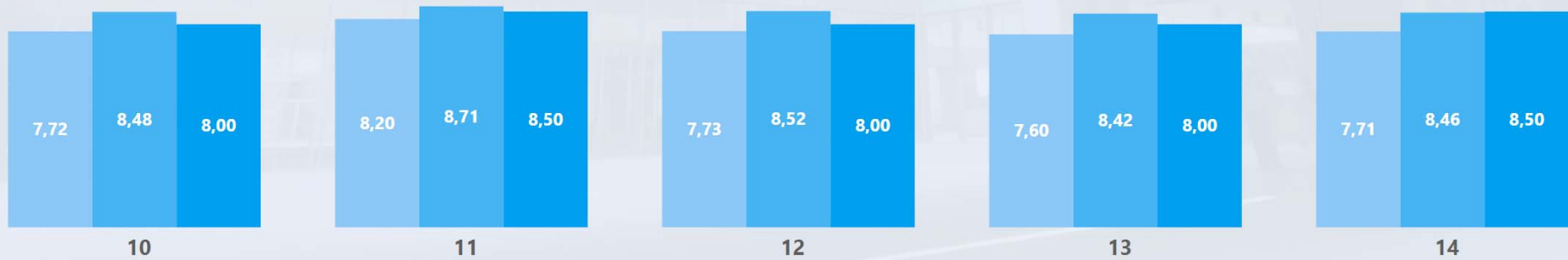
- 10 The teaching activity is satisfactory.
- 11 The instructor is available for clarifications and explanations (even remotely).
- 12 The instructor stimulates interest in the course subject.
- 13 The instructor explains the topics in a clear manner.
- 14 The instructor encouraged interaction during the lessons.

AVERAGE RESPONSE VALUE



● Average Response Value ● School Average

BREAKDOWN OF AVERAGE RESPONSE VALUE BY YEAR OF STUDIES



● I ● II ● III



3. Evaluation of Non-Attending Students

Academic Year

2023/2024

School

Graduate

Program

FIN

Legend

Item Description

- 15 Your prior academic knowledge was adequate for understanding the topics covered in the course and included in the examination program.
- 16 The workload required for this course is appropriate compared to the number of credits allocated to it.
- 17 The course material is adequate (useful/complete) for the study of the course subject.
- 18 The exam rules and procedures have been explained clearly.
- 19 The instructor is available for clarifications and explanations.

RESPONSES DISTRIBUTION OF COURSE ORGANIZATION

Item	1		2		3		4		5		6		7		8		9		10		Totale	
	A.V.	%	A.V.	%	A.V.	%	A.V.	%	A.V.	%	A.V.	%	A.V.	%	A.V.	%	A.V.	%	A.V.	%	A.V.	%
15	28	4,5%	11	1,8%	18	2,9%	26	4,2%	59	9,5%	87	14,0%	86	13,9%	106	17,1%	76	12,3%	123	19,8%	620	100,0%
16	33	5,3%	20	3,2%	18	2,9%	23	3,7%	69	11,1%	97	15,7%	86	13,9%	110	17,8%	59	9,5%	104	16,8%	619	100,0%
17	47	7,6%	21	3,4%	27	4,4%	27	4,4%	51	8,2%	96	15,5%	84	13,5%	106	17,1%	63	10,2%	98	15,8%	620	100,0%
18	35	5,6%	12	1,9%	20	3,2%	24	3,9%	50	8,1%	78	12,6%	77	12,4%	118	19,0%	85	13,7%	121	19,5%	620	100,0%
19	27	4,4%	7	1,1%	11	1,8%	19	3,1%	36	5,9%	94	15,3%	72	11,7%	99	16,2%	88	14,4%	160	26,1%	613	100,0%

Academic Year

2023/2024

School

Graduate

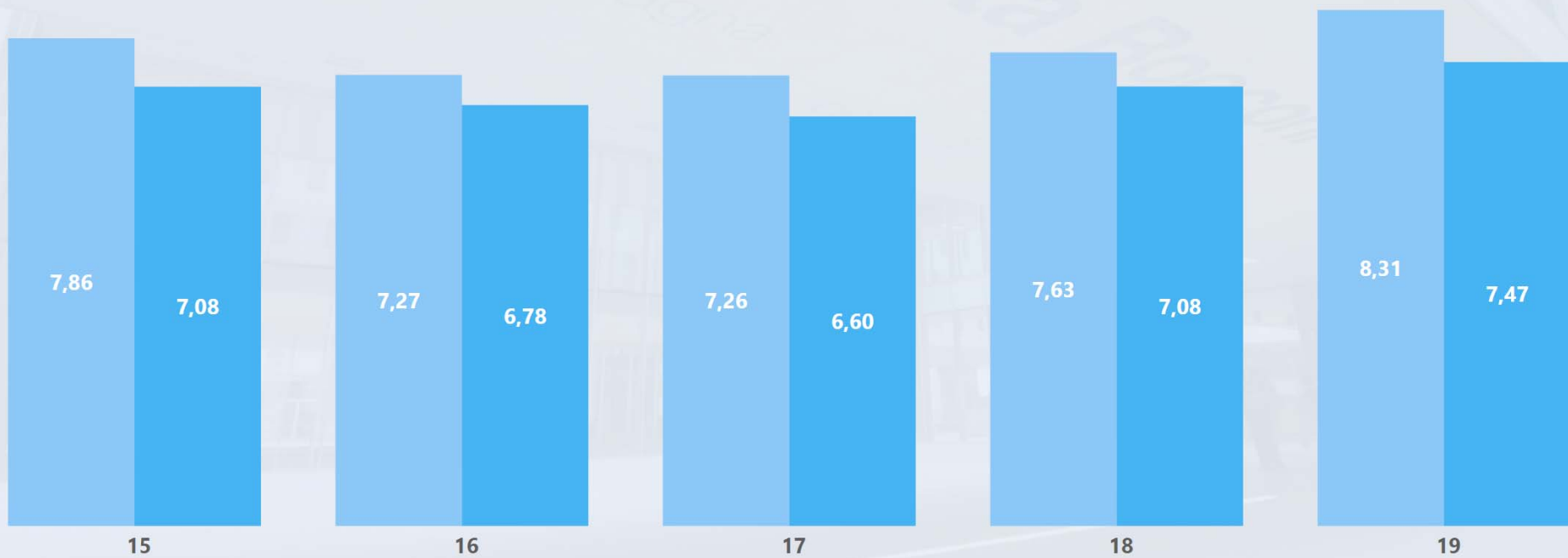
Program

FIN

Legend

Item	Description
15	Your prior academic knowledge was adequate for understanding the topics covered in the course and included in the examination program.
16	The workload required for this course is appropriate compared to the number of credits allocated to it.
17	The course material is adequate (useful/complete) for the study of the course subject.
18	The exam rules and procedures have been explained clearly.
19	The instructor is available for clarifications and explanations.

AVERAGE RESPONSE VALUE



● Attending ● Not Attending

Academic Year

2023/2024

School

Graduate

Program

FIN

Not Attending Eval.
TEACHING EVALUATION
DASHBOARD

MAIN REASON FOR NON-ATTENDANCE

Year of Studies Response	I		II		III		IV		V		Totale	
	A.V.	%	A.V.	%	A.V.	%	A.V.	%	A.V.	%	A.V.	%
I attend the course (or similar one) during my Exchange Program.	14	3,2%	152	24,3%	0		0		0		166	15,5%
I attended the course in a different class (not the one that was originally assigned to me)	10	2,3%	4	0,6%	0		0		0		14	1,3%
I could not attend because I was working	139	31,6%	263	42,0%	0		0		2	100,0%	404	37,8%
I found the class attendance of little use for the exam preparation	122	27,7%	22	3,5%	0		0		0		144	13,5%
I preferred to attend other courses this semester	99	22,5%	60	9,6%	0		0		0		159	14,9%
Other reasons	56	12,7%	125	20,0%	0		0		0		181	16,9%
Totale	440	100,0%	626	100,0%	0		0		2	100,0%	1068	100,0%