



Bocconi

Teaching Evaluation

Master of Science in

Economic and Social Sciences

a.y. 2023-24



1. Student information

Academic Year

2023/2024

School

Graduate

Program

DES-ESS

Attendance

Tutte

INVITATIONS

1838

RESPONSES

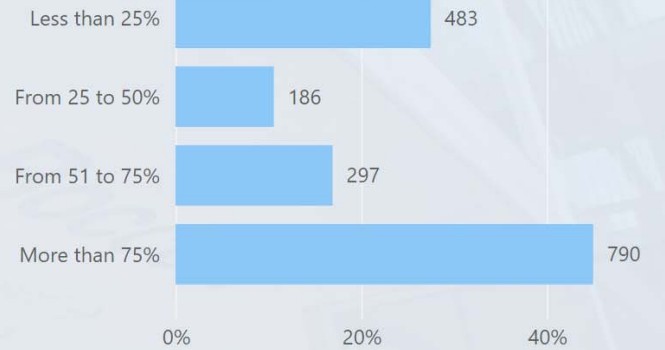
1756

RESPONSES BY PROGRAM

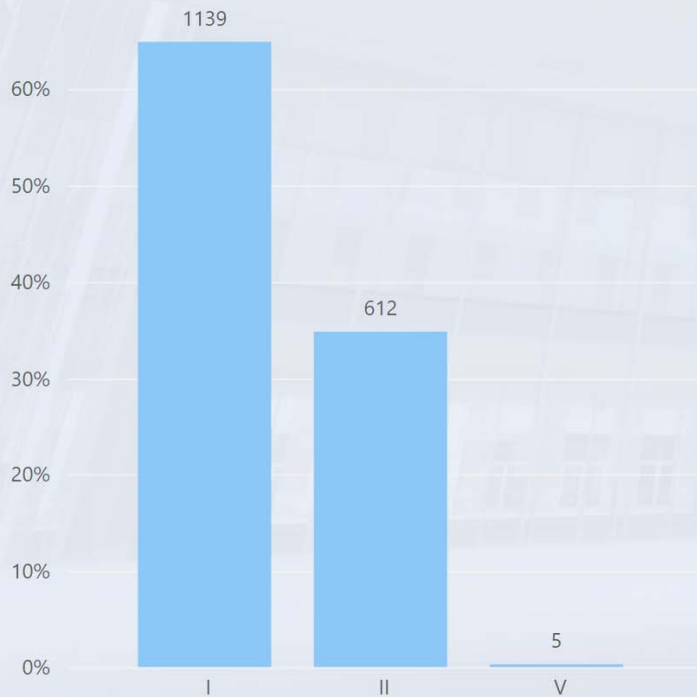
DES-ESS

1756

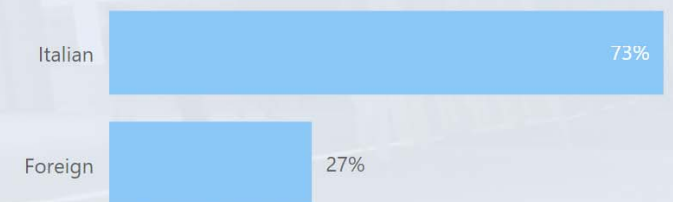
ATTENDANCE



RESPONSES BY YEAR OF STUDIES



RESPONSES BY NATIONALITY





2. Evaluation of Attending Students

RESPONSES DISTRIBUTION OF COURSE ORGANIZATION

| Item | 1 | | 2 | | 3 | | 4 | | 5 | | 6 | | 7 | | 8 | | 9 | | 10 | | Totale | |
|------|------|------|------|------|------|------|------|------|------|------|------|-------|------|-------|------|-------|------|-------|------|-------|--------|--------|
| | A.V. | % | A.V. | % | A.V. | % | A.V. | % | A.V. | % | A.V. | % | A.V. | % | A.V. | % | A.V. | % | A.V. | % | A.V. | % |
| 1 | 6 | 0,6% | 6 | 0,6% | 12 | 1,1% | 16 | 1,5% | 34 | 3,2% | 76 | 7,1% | 157 | 14,7% | 249 | 23,3% | 252 | 23,6% | 261 | 24,4% | 1069 | 100,0% |
| 2 | 23 | 2,2% | 17 | 1,6% | 36 | 3,4% | 43 | 4,0% | 61 | 5,7% | 113 | 10,6% | 205 | 19,2% | 278 | 26,1% | 174 | 16,3% | 117 | 11,0% | 1067 | 100,0% |
| 3 | 5 | 0,5% | 7 | 0,7% | 8 | 0,7% | 13 | 1,2% | 29 | 2,7% | 52 | 4,9% | 123 | 11,5% | 243 | 22,8% | 262 | 24,6% | 325 | 30,5% | 1067 | 100,0% |
| 4 | 28 | 2,6% | 26 | 2,4% | 37 | 3,5% | 45 | 4,2% | 46 | 4,3% | 112 | 10,5% | 141 | 13,2% | 210 | 19,7% | 196 | 18,4% | 224 | 21,0% | 1065 | 100,0% |
| 5 | 26 | 2,4% | 21 | 2,0% | 45 | 4,2% | 41 | 3,8% | 55 | 5,2% | 84 | 7,9% | 182 | 17,1% | 237 | 22,3% | 208 | 19,5% | 166 | 15,6% | 1065 | 100,0% |
| 6 | 27 | 2,5% | 24 | 2,3% | 39 | 3,7% | 34 | 3,2% | 52 | 4,9% | 93 | 8,8% | 142 | 13,4% | 210 | 19,8% | 200 | 18,9% | 239 | 22,5% | 1060 | 100,0% |
| 7 | 45 | 4,2% | 28 | 2,6% | 44 | 4,1% | 39 | 3,7% | 62 | 5,8% | 105 | 9,9% | 160 | 15,0% | 241 | 22,7% | 181 | 17,0% | 159 | 14,9% | 1064 | 100,0% |
| 8 | 8 | 0,8% | 8 | 0,8% | 6 | 0,6% | 10 | 0,9% | 37 | 3,5% | 48 | 4,5% | 119 | 11,2% | 254 | 23,9% | 268 | 25,2% | 306 | 28,8% | 1064 | 100,0% |
| 9 | 46 | 4,6% | 24 | 2,4% | 28 | 2,8% | 32 | 3,2% | 62 | 6,2% | 99 | 9,9% | 143 | 14,4% | 205 | 20,6% | 172 | 17,3% | 185 | 18,6% | 996 | 100,0% |

Legend

Item Description

- 1 I am interested in the course topics.
- 2 Overall I am satisfied with the way the course has been carried out.
- 3 The schedule of lectures, practice and any other teaching activities has been respected.
- 4 Your prior academic knowledge was adequate for understanding the topics covered in the course and included in the examination program.
- 5 The course material is adequate (useful/complete) for the study of the course subject.
- 6 The exam rules and procedures have been explained clearly.
- 7 The workload required for this course is appropriate compared to the number of credits allocated to it.
- 8 The course has been carried out in accordance with the syllabus published on the website.
- 9 The supplementary activities (practice, workshops, group work, etc.), if present, have been helpful in learning the course topics.

Academic Year

2023/2024

School

Graduate

Program

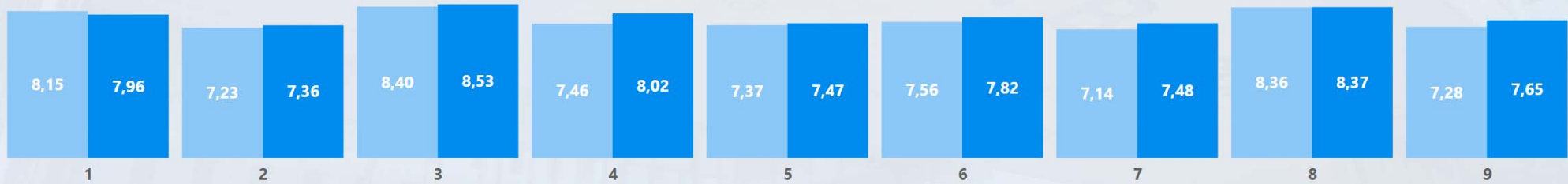
DES-ESS

Legend

QID Description

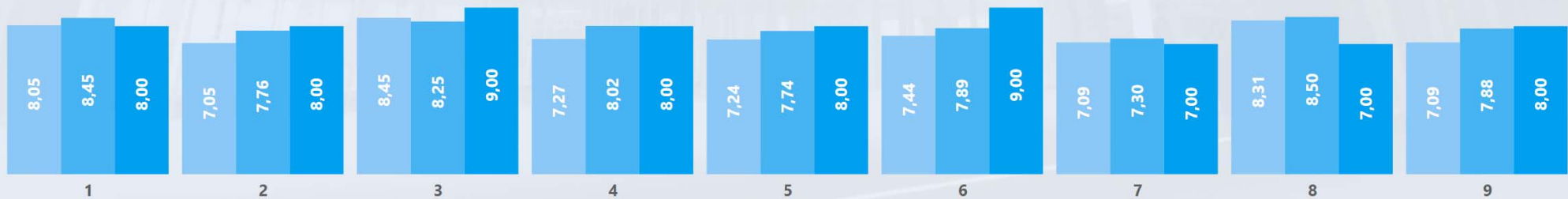
- 1 I am interested in the course topics.
- 2 Overall I am satisfied with the way the course has been carried out.
- 3 The schedule of lectures, practice and any other teaching activities has been respected.
- 4 Your prior academic knowledge was adequate for understanding the topics covered in the course and included in the examination program.
- 5 The course material is adequate (useful/complete) for the study of the course subject.
- 6 The exam rules and procedures have been explained clearly.
- 7 The workload required for this course is appropriate compared to the number of credits allocated to it.
- 8 The course has been carried out in accordance with the syllabus published on the website.
- 9 The supplementary activities (practice, workshops, group work, etc.), if present, have been helpful in learning the course topics.

AVERAGE RESPONSE VALUE



● Average Response Value ● School Average

BREAKDOWN OF AVERAGE RESPONSE VALUE BY YEAR OF STUDIES



● I ● II ● V

Academic Year

2023/2024

School

Graduate

Program

DES-ESS

Legend

Item Description

- 10 The teaching activity is satisfactory.
- 11 The instructor is available for clarifications and explanations (even remotely).
- 12 The instructor stimulates interest in the course subject.
- 13 The instructor explains the topics in a clear manner.
- 14 The instructor encouraged interaction during the lessons.

RESPONSES DISTRIBUTION OF TEACHING ACTIVITIES

| Item | 1 | | 2 | | 3 | | 4 | | 5 | | 6 | | 7 | | 8 | | 9 | | 10 | | Totale | |
|-----------|------|------|------|------|------|------|------|------|------|------|------|-------|------|-------|------|-------|------|-------|------|-------|-------------|---------------|
| | A.V. | % | A.V. | % | A.V. | % | A.V. | % | A.V. | % | A.V. | % | A.V. | % | A.V. | % | A.V. | % | A.V. | % | A.V. | % |
| 10 | 33 | 2,0% | 15 | 0,9% | 20 | 1,2% | 42 | 2,5% | 72 | 4,3% | 137 | 8,2% | 250 | 15,0% | 385 | 23,1% | 342 | 20,5% | 372 | 22,3% | 1668 | 100,0% |
| 11 | 21 | 1,3% | 5 | 0,3% | 12 | 0,7% | 19 | 1,2% | 48 | 2,9% | 103 | 6,3% | 203 | 12,4% | 389 | 23,8% | 351 | 21,5% | 485 | 29,6% | 1636 | 100,0% |
| 12 | 32 | 1,9% | 21 | 1,3% | 38 | 2,3% | 46 | 2,8% | 82 | 4,9% | 152 | 9,1% | 197 | 11,8% | 354 | 21,3% | 331 | 19,9% | 412 | 24,7% | 1665 | 100,0% |
| 13 | 37 | 2,2% | 20 | 1,2% | 28 | 1,7% | 58 | 3,5% | 93 | 5,6% | 174 | 10,5% | 234 | 14,1% | 352 | 21,2% | 291 | 17,5% | 375 | 22,6% | 1662 | 100,0% |
| 14 | 37 | 2,2% | 24 | 1,4% | 32 | 1,9% | 35 | 2,1% | 82 | 4,9% | 136 | 8,2% | 224 | 13,5% | 353 | 21,2% | 304 | 18,3% | 435 | 26,2% | 1662 | 100,0% |

Academic Year

2023/2024

School

Graduate

Program

DES-ESS

Legend

Item Description

- 10 The teaching activity is satisfactory.
- 11 The instructor is available for clarifications and explanations (even remotely).
- 12 The instructor stimulates interest in the course subject.
- 13 The instructor explains the topics in a clear manner.
- 14 The instructor encouraged interaction during the lessons.

AVERAGE RESPONSE VALUE



● Average Response Value ● School Average

BREAKDOWN OF AVERAGE RESPONSE VALUE BY YEAR OF STUDIES



● I ● II ● V



3. Evaluation of Non-Attending Students

Academic Year

2023/2024

School

Graduate

Program

DES-ESS

Legend

Item Description

- 15 Your prior academic knowledge was adequate for understanding the topics covered in the course and included in the examination program.
- 16 The workload required for this course is appropriate compared to the number of credits allocated to it.
- 17 The course material is adequate (useful/complete) for the study of the course subject.
- 18 The exam rules and procedures have been explained clearly.
- 19 The instructor is available for clarifications and explanations.

RESPONSES DISTRIBUTION OF COURSE ORGANIZATION

| Item | 1 | | 2 | | 3 | | 4 | | 5 | | 6 | | 7 | | 8 | | 9 | | 10 | | Totale | |
|------|------|------|------|------|------|------|------|------|------|-------|------|-------|------|-------|------|-------|------|-------|------|-------|--------|--------|
| | A.V. | % | A.V. | % | A.V. | % | A.V. | % | A.V. | % | A.V. | % | A.V. | % | A.V. | % | A.V. | % | A.V. | % | A.V. | % |
| 15 | 22 | 4,8% | 11 | 2,4% | 17 | 3,7% | 15 | 3,2% | 50 | 10,8% | 52 | 11,2% | 56 | 12,1% | 73 | 15,8% | 54 | 11,7% | 113 | 24,4% | 463 | 100,0% |
| 16 | 17 | 3,7% | 14 | 3,1% | 18 | 4,0% | 27 | 5,9% | 41 | 9,0% | 54 | 11,9% | 60 | 13,2% | 91 | 20,0% | 46 | 10,1% | 87 | 19,1% | 455 | 100,0% |
| 17 | 15 | 3,3% | 7 | 1,5% | 19 | 4,2% | 17 | 3,7% | 46 | 10,1% | 68 | 14,9% | 53 | 11,6% | 88 | 19,3% | 59 | 12,9% | 84 | 18,4% | 456 | 100,0% |
| 18 | 15 | 3,3% | 12 | 2,7% | 12 | 2,7% | 13 | 2,9% | 53 | 11,8% | 46 | 10,2% | 47 | 10,4% | 93 | 20,6% | 56 | 12,4% | 104 | 23,1% | 451 | 100,0% |
| 19 | 8 | 1,8% | 5 | 1,1% | 4 | 0,9% | 5 | 1,1% | 43 | 9,8% | 38 | 8,6% | 48 | 10,9% | 94 | 21,3% | 62 | 14,1% | 134 | 30,4% | 441 | 100,0% |

Academic Year

2023/2024

School

Graduate

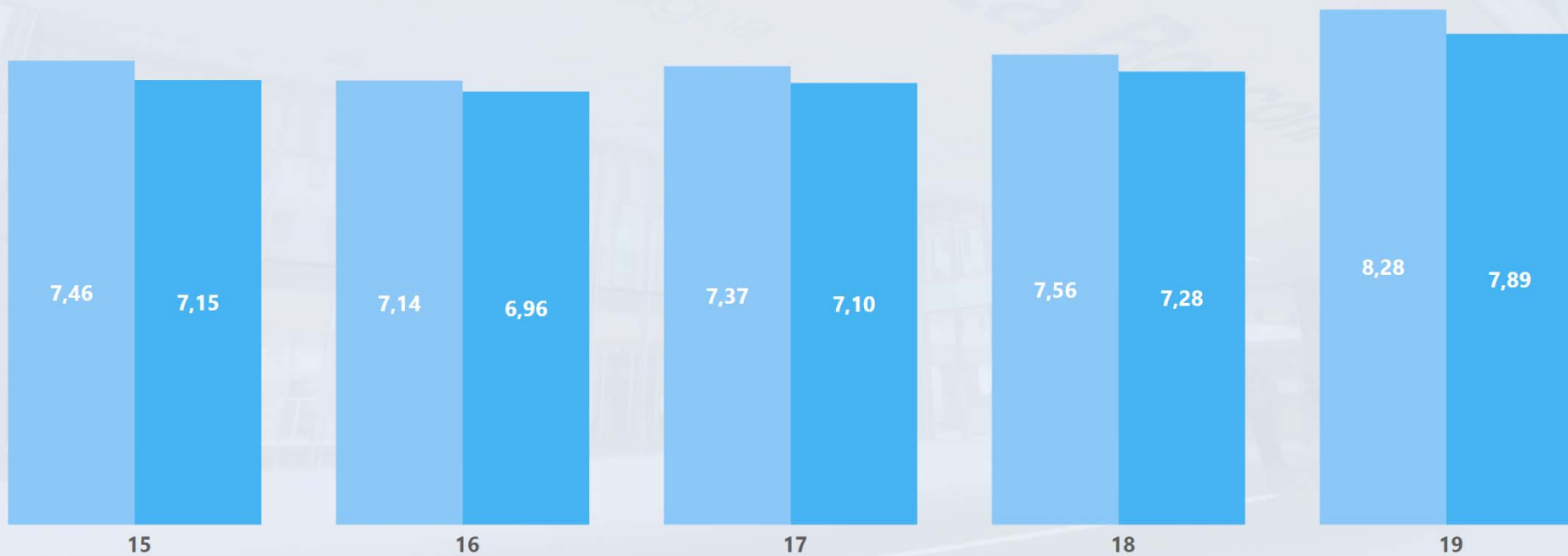
Program

DES-ESS

Legend

| Item | Description |
|------|--|
| 15 | Your prior academic knowledge was adequate for understanding the topics covered in the course and included in the examination program. |
| 16 | The workload required for this course is appropriate compared to the number of credits allocated to it. |
| 17 | The course material is adequate (useful/complete) for the study of the course subject. |
| 18 | The exam rules and procedures have been explained clearly. |
| 19 | The instructor is available for clarifications and explanations. |

AVERAGE RESPONSE VALUE



● Attending ● Not Attending

Academic Year

2023/2024

School

Graduate

Program

DES-ESS

Not Attending Eval.
TEACHING EVALUATION
DASHBOARD

MAIN REASON FOR NON-ATTENDANCE

| Year of Studies Response | I | | II | | III | | IV | | V | | Totale | |
|--|------------|---------------|------------|---------------|----------|---|----------|---|----------|---------------|------------|---------------|
| | A.V. | % | A.V. | % | A.V. | % | A.V. | % | A.V. | % | A.V. | % |
| I attend the course (or similar one) during my Exchange Program. | 1 | 0,3% | 59 | 17,4% | 0 | | 0 | | 2 | 50,0% | 62 | 9,3% |
| I attended the course in a different class (not the one that was originally assigned to me) | 5 | 1,5% | 4 | 1,2% | 0 | | 0 | | 0 | | 9 | 1,3% |
| I could not attend because I was working | 30 | 9,3% | 101 | 29,8% | 0 | | 0 | | 1 | 25,0% | 132 | 19,8% |
| I found the class attendance of little use for the exam preparation | 88 | 27,2% | 37 | 10,9% | 0 | | 0 | | 0 | | 125 | 18,7% |
| I preferred to attend other courses this semester | 142 | 43,8% | 82 | 24,2% | 0 | | 0 | | 0 | | 224 | 33,6% |
| Other reasons | 58 | 17,9% | 56 | 16,5% | 0 | | 0 | | 1 | 25,0% | 115 | 17,2% |
| Totale | 324 | 100,0% | 339 | 100,0% | 0 | | 0 | | 4 | 100,0% | 667 | 100,0% |