

Bocconi
Teaching Evaluation
Master of Science in
Data Science and Business Analytics
a.y. 2023-24



1. Student information

Academic Year

2023/2024

School

Graduate

Program

DSBA

Attendance

Tutte

INVITATIONS

756

RESPONSES

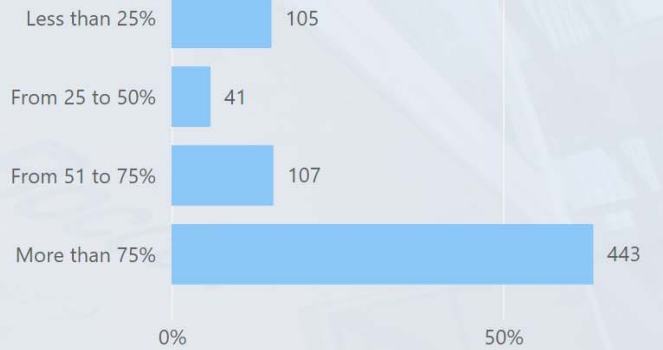
696

RESPONSES BY PROGRAM

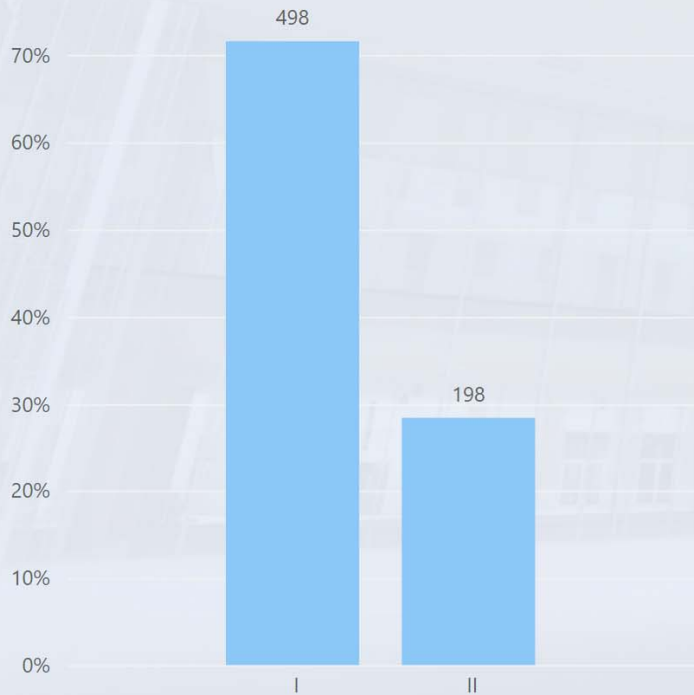
DSBA

696

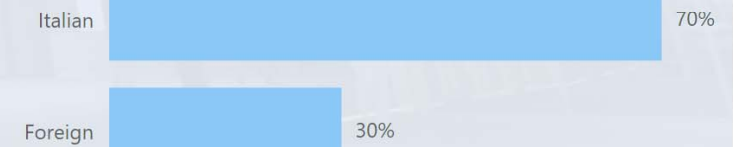
ATTENDANCE



RESPONSES BY YEAR OF STUDIES



RESPONSES BY NATIONALITY





2. Evaluation of Attending Students

RESPONSES DISTRIBUTION OF COURSE ORGANIZATION

Item	1		2		3		4		5		6		7		8		9		10		Totale	
	A.V.	%	A.V.	%	A.V.	%	A.V.	%	A.V.	%	A.V.	%	A.V.	%	A.V.	%	A.V.	%	A.V.	%	A.V.	%
1	4	0,7%	2	0,4%	5	0,9%	11	2,0%	12	2,2%	24	4,5%	66	12,2%	126	23,4%	125	23,2%	164	30,4%	539	100,0%
2	23	4,3%	13	2,4%	16	3,0%	13	2,4%	25	4,6%	40	7,4%	74	13,7%	109	20,2%	114	21,2%	112	20,8%	539	100,0%
3	10	1,9%	4	0,7%	10	1,9%	10	1,9%	19	3,5%	29	5,4%	44	8,2%	81	15,1%	116	21,6%	214	39,9%	537	100,0%
4	8	1,5%	8	1,5%	15	2,8%	20	3,7%	26	4,8%	37	6,9%	67	12,4%	101	18,7%	100	18,6%	157	29,1%	539	100,0%
5	13	2,4%	14	2,6%	14	2,6%	19	3,5%	19	3,5%	41	7,6%	68	12,6%	96	17,8%	99	18,4%	156	28,9%	539	100,0%
6	11	2,0%	13	2,4%	13	2,4%	15	2,8%	14	2,6%	36	6,7%	52	9,7%	86	16,0%	99	18,4%	199	37,0%	538	100,0%
7	18	3,4%	6	1,1%	17	3,2%	9	1,7%	31	5,8%	36	6,7%	63	11,7%	114	21,2%	97	18,1%	146	27,2%	537	100,0%
8	4	0,7%	0		5	0,9%	1	0,2%	12	2,2%	20	3,7%	38	7,1%	116	21,6%	123	22,9%	218	40,6%	537	100,0%
9	17	3,2%	8	1,5%	9	1,7%	17	3,2%	37	7,1%	41	7,8%	51	9,7%	78	14,9%	92	17,6%	174	33,2%	524	100,0%

Legend

Item Description

- 1 I am interested in the course topics.
- 2 Overall I am satisfied with the way the course has been carried out.
- 3 The schedule of lectures, practice and any other teaching activities has been respected.
- 4 Your prior academic knowledge was adequate for understanding the topics covered in the course and included in the examination program.
- 5 The course material is adequate (useful/complete) for the study of the course subject.
- 6 The exam rules and procedures have been explained clearly.
- 7 The workload required for this course is appropriate compared to the number of credits allocated to it.
- 8 The course has been carried out in accordance with the syllabus published on the website.
- 9 The supplementary activities (practice, workshops, group work, etc.), if present, have been helpful in learning the course topics.

Academic Year

2023/2024

School

Graduate

Program

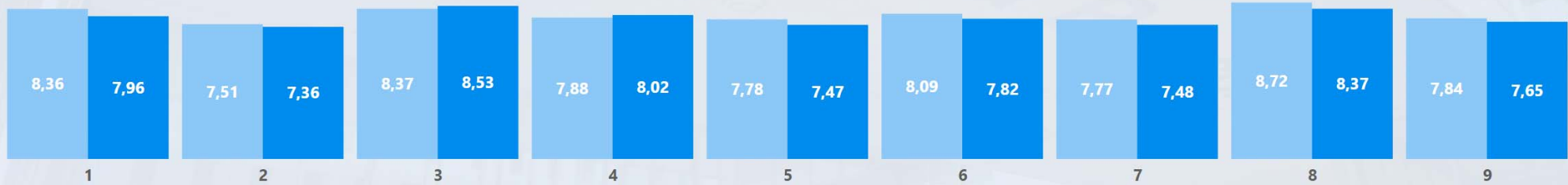
DSBA

Legend

QID Description

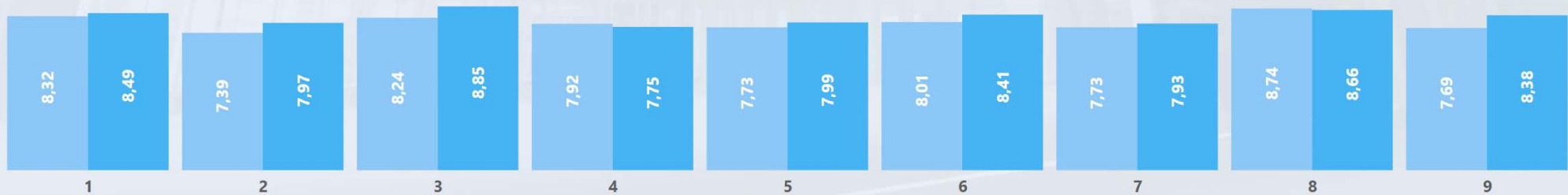
- 1 I am interested in the course topics.
- 2 Overall I am satisfied with the way the course has been carried out.
- 3 The schedule of lectures, practice and any other teaching activities has been respected.
- 4 Your prior academic knowledge was adequate for understanding the topics covered in the course and included in the examination program.
- 5 The course material is adequate (useful/complete) for the study of the course subject.
- 6 The exam rules and procedures have been explained clearly.
- 7 The workload required for this course is appropriate compared to the number of credits allocated to it.
- 8 The course has been carried out in accordance with the syllabus published on the website.
- 9 The supplementary activities (practice, workshops, group work, etc.), if present, have been helpful in learning the course topics.

AVERAGE RESPONSE VALUE



● Average Response Value ● School Average

BREAKDOWN OF AVERAGE RESPONSE VALUE BY YEAR OF STUDIES



● I ● II

Academic Year

2023/2024

School

Graduate

Program

DSBA

Legend

Item	Description
10	The teaching activity is satisfactory.
11	The instructor is available for clarifications and explanations (even remotely).
12	The instructor stimulates interest in the course subject.
13	The instructor explains the topics in a clear manner.
14	The instructor encouraged interaction during the lessons.

RESPONSES DISTRIBUTION OF TEACHING ACTIVITIES

Item	1		2		3		4		5		6		7		8		9		10		Totale	
	A.V.	%	A.V.	%	A.V.	%	A.V.	%	A.V.	%	A.V.	%	A.V.	%	A.V.	%	A.V.	%	A.V.	%	A.V.	%
10	24	2,6%	14	1,5%	17	1,9%	22	2,4%	25	2,7%	64	7,0%	119	13,0%	167	18,2%	191	20,9%	273	29,8%	916	100,0%
11	18	2,0%	7	0,8%	9	1,0%	11	1,2%	33	3,6%	53	5,8%	79	8,7%	152	16,7%	171	18,8%	375	41,3%	908	100,0%
12	25	2,7%	18	2,0%	22	2,4%	24	2,6%	37	4,0%	59	6,4%	123	13,4%	143	15,6%	160	17,5%	305	33,3%	916	100,0%
13	24	2,6%	18	2,0%	14	1,5%	24	2,6%	37	4,0%	74	8,1%	117	12,8%	163	17,8%	174	19,0%	270	29,5%	915	100,0%
14	17	1,9%	10	1,1%	13	1,4%	22	2,4%	39	4,3%	75	8,2%	114	12,5%	170	18,7%	153	16,8%	297	32,6%	910	100,0%

Academic Year

2023/2024

School

Graduate

Program

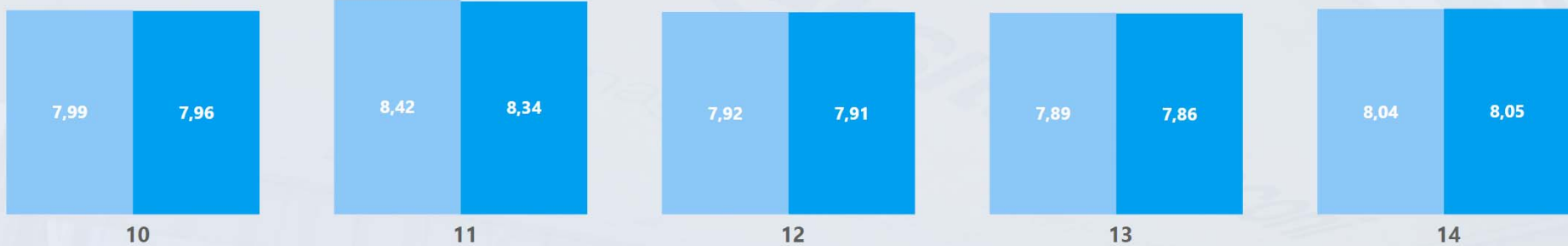
DSBA

Legend

Item Description

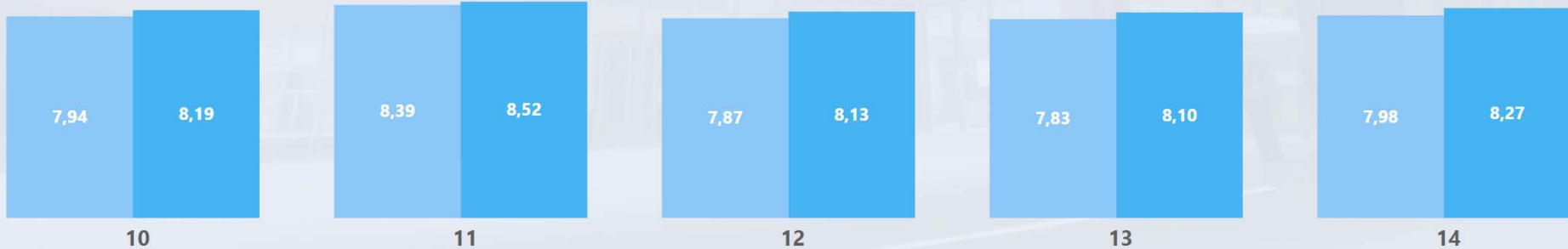
- 10 The teaching activity is satisfactory.
- 11 The instructor is available for clarifications and explanations (even remotely).
- 12 The instructor stimulates interest in the course subject.
- 13 The instructor explains the topics in a clear manner.
- 14 The instructor encouraged interaction during the lessons.

AVERAGE RESPONSE VALUE



● Average Response Value ● School Average

BREAKDOWN OF AVERAGE RESPONSE VALUE BY YEAR OF STUDIES



● I ● II



3. Evaluation of Non-Attending Students

Academic Year

2023/2024

School

Graduate

Program

DSBA

Legend

Item Description

- 15 Your prior academic knowledge was adequate for understanding the topics covered in the course and included in the examination program.
- 16 The workload required for this course is appropriate compared to the number of credits allocated to it.
- 17 The course material is adequate (useful/complete) for the study of the course subject.
- 18 The exam rules and procedures have been explained clearly.
- 19 The instructor is available for clarifications and explanations.

RESPONSES DISTRIBUTION OF COURSE ORGANIZATION

Item	1		2		3		4		5		6		7		8		9		10		Totale	
	A.V.	%	A.V.	%	A.V.	%	A.V.	%	A.V.	%	A.V.	%	A.V.	%	A.V.	%	A.V.	%	A.V.	%	A.V.	%
15	4	3,4%	5	4,2%	4	3,4%	4	3,4%	9	7,6%	14	11,9%	14	11,9%	24	20,3%	11	9,3%	29	24,6%	118	100,0%
16	5	4,3%	5	4,3%	2	1,7%	4	3,5%	11	9,6%	10	8,7%	8	7,0%	26	22,6%	16	13,9%	28	24,3%	115	100,0%
17	6	5,2%	6	5,2%	3	2,6%	7	6,1%	9	7,8%	9	7,8%	7	6,1%	16	13,9%	9	7,8%	43	37,4%	115	100,0%
18	6	5,2%	3	2,6%	1	0,9%	3	2,6%	6	5,2%	7	6,1%	11	9,6%	21	18,3%	15	13,0%	42	36,5%	115	100,0%
19	4	3,5%	0		0		1	0,9%	8	7,1%	3	2,7%	7	6,2%	22	19,5%	13	11,5%	55	48,7%	113	100,0%

Academic Year

2023/2024

School

Graduate

Program

DSBA

Legend

Item	Description
15	Your prior academic knowledge was adequate for understanding the topics covered in the course and included in the examination program.
16	The workload required for this course is appropriate compared to the number of credits allocated to it.
17	The course material is adequate (useful/complete) for the study of the course subject.
18	The exam rules and procedures have been explained clearly.
19	The instructor is available for clarifications and explanations.

AVERAGE RESPONSE VALUE



Academic Year

2023/2024

School

Graduate

Program

DSBA

Not Attending Eval.
TEACHING EVALUATION
DASHBOARD

MAIN REASON FOR NON-ATTENDANCE

Year of Studies Response	I		II		III		IV		V		Totale	
	A.V.	%	A.V.	%	A.V.	%	A.V.	%	A.V.	%	A.V.	%
I attend the course (or similar one) during my Exchange Program.	1	1,5%	12	15,2%	0		0		0		13	9,0%
I attended the course in a different class (not the one that was originally assigned to me)	0		4	5,1%	0		0		0		4	2,8%
I could not attend because I was working	21	31,8%	32	40,5%	0		0		0		53	36,6%
I found the class attendance of little use for the exam preparation	14	21,2%	0		0		0		0		14	9,7%
I preferred to attend other courses this semester	20	30,3%	11	13,9%	0		0		0		31	21,4%
Other reasons	10	15,2%	20	25,3%	0		0		0		30	20,7%
Totale	66	100,0%	79	100,0%	0		0		0		145	100,0%