

Bocconi
Teaching Evaluation
Master of Science in
Cyber Risk Strategy and Governance
a.y. 2023-24



1. Student information

Academic Year

2023/2024

School

Graduate

Program

CYBER

Attendance

Tutte

INVITATIONS

446

RESPONSES

389

RESPONSES BY PROGRAM

CYBER

389

ATTENDANCE

Less than 25%

101

From 25 to 50%

39

From 51 to 75%

52

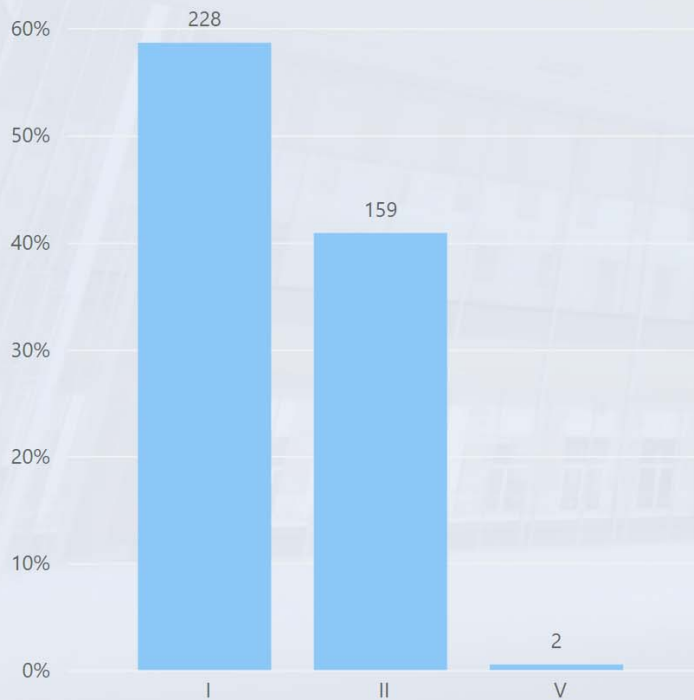
More than 75%

197

0%

50%

RESPONSES BY YEAR OF STUDIES



RESPONSES BY NATIONALITY

Italian

78%

Foreign

22%



2. Evaluation of Attending Students

RESPONSES DISTRIBUTION OF COURSE ORGANIZATION

Item	1		2		3		4		5		6		7		8		9		10		Totale	
	A.V.	%	A.V.	%	A.V.	%	A.V.	%	A.V.	%	A.V.	%	A.V.	%	A.V.	%	A.V.	%	A.V.	%	A.V.	%
1	6	2,5%	0		0		3	1,2%	7	2,9%	22	9,0%	37	15,2%	59	24,2%	51	20,9%	59	24,2%	244	100,0%
2	4	1,6%	2	0,8%	3	1,2%	11	4,5%	6	2,5%	22	9,0%	48	19,7%	59	24,2%	52	21,3%	37	15,2%	244	100,0%
3	0		1	0,4%	1	0,4%	1	0,4%	6	2,5%	16	6,6%	28	11,5%	45	18,5%	66	27,2%	79	32,5%	243	100,0%
4	1	0,4%	0		3	1,2%	6	2,5%	5	2,1%	22	9,1%	28	11,5%	54	22,2%	53	21,8%	71	29,2%	243	100,0%
5	2	0,8%	1	0,4%	4	1,6%	8	3,3%	15	6,2%	21	8,6%	35	14,4%	50	20,6%	55	22,6%	52	21,4%	243	100,0%
6	3	1,2%	0		2	0,8%	4	1,6%	13	5,3%	21	8,6%	29	11,9%	49	20,2%	48	19,8%	74	30,5%	243	100,0%
7	5	2,1%	0		7	2,9%	3	1,2%	16	6,6%	22	9,1%	30	12,3%	53	21,8%	45	18,5%	62	25,5%	243	100,0%
8	0		0		0		4	1,6%	6	2,5%	19	7,8%	23	9,4%	60	24,6%	51	20,9%	81	33,2%	244	100,0%
9	8	3,3%	3	1,2%	4	1,7%	2	0,8%	7	2,9%	23	9,5%	21	8,7%	51	21,1%	60	24,8%	63	26,0%	242	100,0%

Legend

Item Description

- 1 I am interested in the course topics.
- 2 Overall I am satisfied with the way the course has been carried out.
- 3 The schedule of lectures, practice and any other teaching activities has been respected.
- 4 Your prior academic knowledge was adequate for understanding the topics covered in the course and included in the examination program.
- 5 The course material is adequate (useful/complete) for the study of the course subject.
- 6 The exam rules and procedures have been explained clearly.
- 7 The workload required for this course is appropriate compared to the number of credits allocated to it.
- 8 The course has been carried out in accordance with the syllabus published on the website.
- 9 The supplementary activities (practice, workshops, group work, etc.), if present, have been helpful in learning the course topics.

Academic Year

2023/2024

School

Graduate

Program

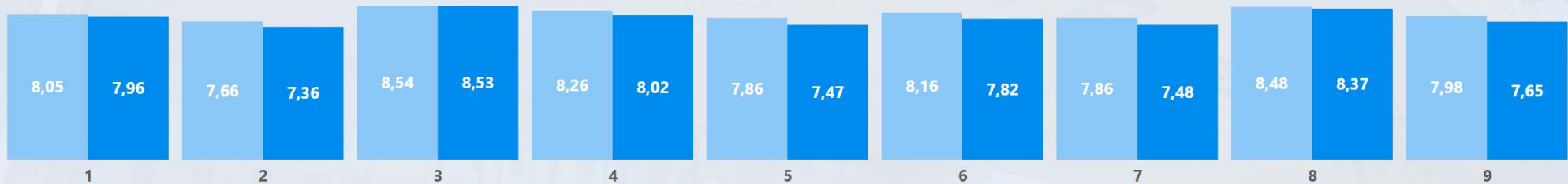
CYBER

Legend

QID Description

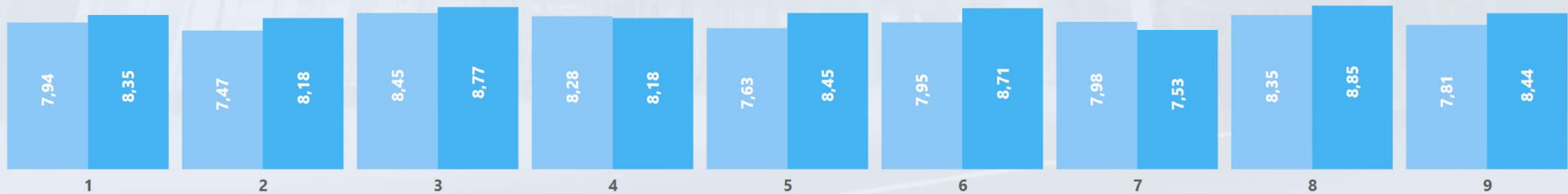
- 1 I am interested in the course topics.
- 2 Overall I am satisfied with the way the course has been carried out.
- 3 The schedule of lectures, practice and any other teaching activities has been respected.
- 4 Your prior academic knowledge was adequate for understanding the topics covered in the course and included in the examination program.
- 5 The course material is adequate (useful/complete) for the study of the course subject.
- 6 The exam rules and procedures have been explained clearly.
- 7 The workload required for this course is appropriate compared to the number of credits allocated to it.
- 8 The course has been carried out in accordance with the syllabus published on the website.
- 9 The supplementary activities (practice, workshops, group work, etc.), if present, have been helpful in learning the course topics.

AVERAGE RESPONSE VALUE



● Average Response Value ● School Average

BREAKDOWN OF AVERAGE RESPONSE VALUE BY YEAR OF STUDIES



● I ● II

Academic Year

2023/2024

School

Graduate

Program

CYBER

Legend

Item	Description
10	The teaching activity is satisfactory.
11	The instructor is available for clarifications and explanations (even remotely).
12	The instructor stimulates interest in the course subject.
13	The instructor explains the topics in a clear manner.
14	The instructor encouraged interaction during the lessons.

RESPONSES DISTRIBUTION OF TEACHING ACTIVITIES

Item	1		2		3		4		5		6		7		8		9		10		Totale	
	A.V.	%	A.V.	%	A.V.	%	A.V.	%	A.V.	%	A.V.	%	A.V.	%	A.V.	%	A.V.	%	A.V.	%	A.V.	%
10	8	2,1%	1	0,3%	2	0,5%	9	2,3%	12	3,1%	26	6,8%	35	9,1%	84	21,9%	91	23,7%	116	30,2%	384	100,0%
11	3	0,8%	0		1	0,3%	4	1,1%	13	3,4%	25	6,6%	35	9,2%	79	20,8%	89	23,4%	131	34,5%	380	100,0%
12	11	2,9%	3	0,8%	3	0,8%	8	2,1%	8	2,1%	32	8,3%	41	10,6%	69	17,9%	95	24,7%	115	29,9%	385	100,0%
13	8	2,1%	3	0,8%	2	0,5%	5	1,3%	13	3,4%	24	6,3%	52	13,6%	65	17,0%	97	25,3%	114	29,8%	383	100,0%
14	8	2,1%	1	0,3%	3	0,8%	5	1,3%	16	4,2%	19	5,0%	28	7,3%	73	19,1%	84	22,0%	145	38,0%	382	100,0%

Academic Year

2023/2024

School

Graduate

Program

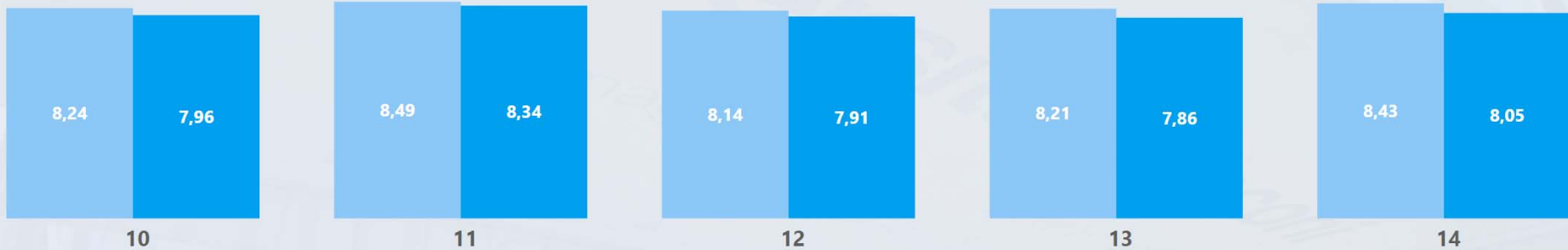
CYBER

Legend

Item Description

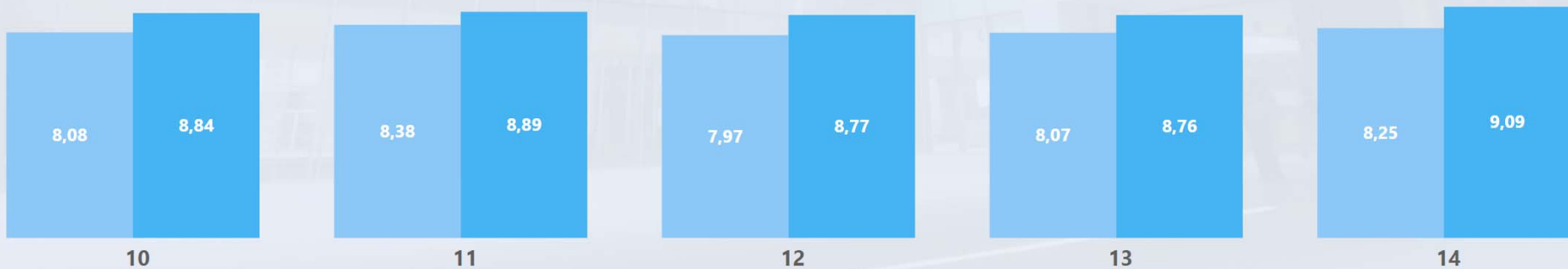
- 10 The teaching activity is satisfactory.
- 11 The instructor is available for clarifications and explanations (even remotely).
- 12 The instructor stimulates interest in the course subject.
- 13 The instructor explains the topics in a clear manner.
- 14 The instructor encouraged interaction during the lessons.

AVERAGE RESPONSE VALUE



● Average Response Value ● School Average

BREAKDOWN OF AVERAGE RESPONSE VALUE BY YEAR OF STUDIES



● I ● II



3. Evaluation of Non-Attending Students

Academic Year

2023/2024

School

Graduate

Program

CYBER

Legend

Item Description

- 15 Your prior academic knowledge was adequate for understanding the topics covered in the course and included in the examination program.
- 16 The workload required for this course is appropriate compared to the number of credits allocated to it.
- 17 The course material is adequate (useful/complete) for the study of the course subject.
- 18 The exam rules and procedures have been explained clearly.
- 19 The instructor is available for clarifications and explanations.

RESPONSES DISTRIBUTION OF COURSE ORGANIZATION

Item	1		2		3		4		5		6		7		8		9		10		Totale	
	A.V.	%	A.V.	%	A.V.	%	A.V.	%	A.V.	%	A.V.	%	A.V.	%	A.V.	%	A.V.	%	A.V.	%	A.V.	%
15	3	3,1%	1	1,0%	3	3,1%	1	1,0%	8	8,2%	11	11,3%	18	18,6%	17	17,5%	17	17,5%	18	18,6%	97	100,0%
16	4	4,2%	3	3,1%	3	3,1%	2	2,1%	6	6,3%	11	11,5%	19	19,8%	23	24,0%	10	10,4%	15	15,6%	96	100,0%
17	2	2,1%	1	1,0%	6	6,3%	4	4,2%	7	7,3%	10	10,4%	14	14,6%	18	18,8%	19	19,8%	15	15,6%	96	100,0%
18	1	1,0%	2	2,1%	2	2,1%	1	1,0%	9	9,4%	17	17,7%	17	17,7%	16	16,7%	16	16,7%	15	15,6%	96	100,0%
19	1	1,0%	0		3	3,1%	2	2,1%	6	6,3%	6	6,3%	19	19,8%	15	15,6%	20	20,8%	24	25,0%	96	100,0%

Academic Year

2023/2024

School

Graduate

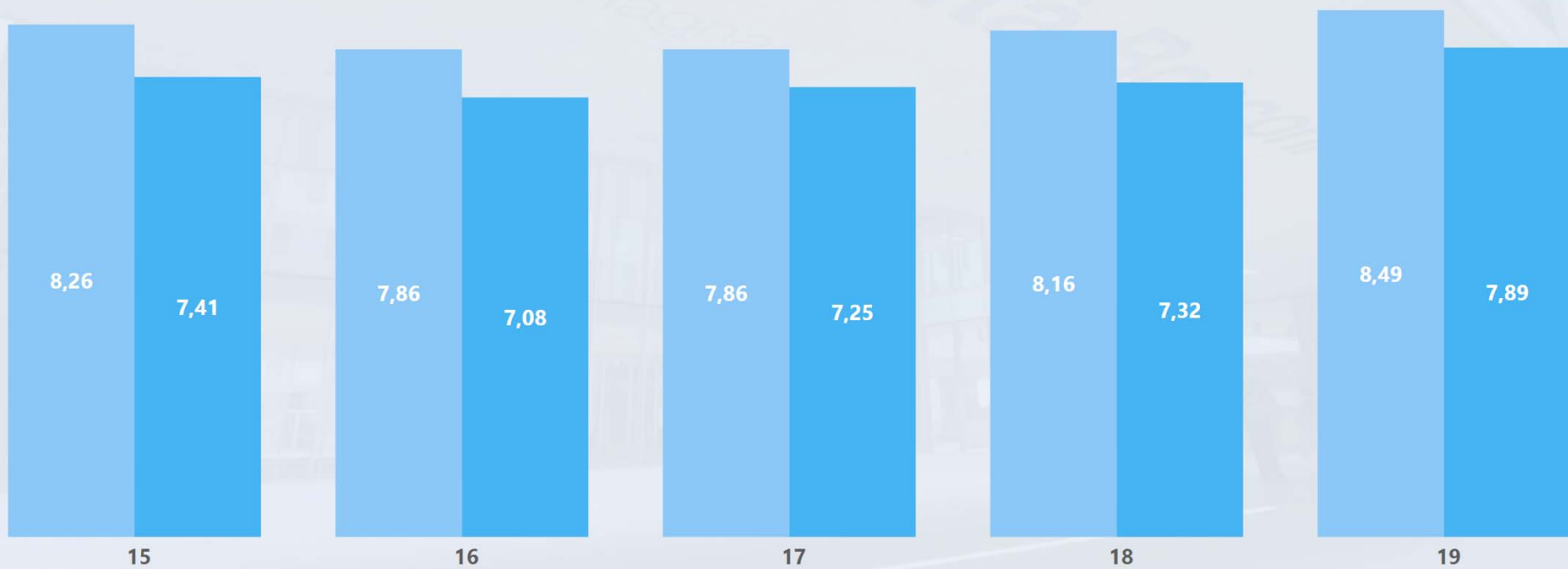
Program

CYBER

Legend

Item	Description
15	Your prior academic knowledge was adequate for understanding the topics covered in the course and included in the examination program.
16	The workload required for this course is appropriate compared to the number of credits allocated to it.
17	The course material is adequate (useful/complete) for the study of the course subject.
18	The exam rules and procedures have been explained clearly.
19	The instructor is available for clarifications and explanations.

AVERAGE RESPONSE VALUE



● Attending ● Not Attending

Academic Year

2023/2024

School

Graduate

Program

CYBER

Not Attending Eval.
TEACHING EVALUATION
DASHBOARD

MAIN REASON FOR NON-ATTENDANCE

Year of Studies Response	I		II		III		IV		V		Totale	
	A.V.	%	A.V.	%	A.V.	%	A.V.	%	A.V.	%	A.V.	%
I attend the course (or similar one) during my Exchange Program.	0		7	7,7%	0		0		0		7	5,0%
I attended the course in a different class (not the one that was originally assigned to me)	0		1	1,1%	0		0		1	50,0%	2	1,4%
I could not attend because I was working	28	60,9%	67	73,6%	0		0		0		95	68,3%
I found the class attendance of little use for the exam preparation	10	21,7%	3	3,3%	0		0		0		13	9,4%
I preferred to attend other courses this semester	6	13,0%	6	6,6%	0		0		1	50,0%	13	9,4%
Other reasons	2	4,3%	7	7,7%	0		0		0		9	6,5%
Totale	46	100,0%	91	100,0%	0		0		2	100,0%	139	100,0%