



Bocconi

Teaching Evaluation

Bachelor of Science in

Economia e Finanza

a.y. 2023-24



1. Student information

Academic Year

2023/2024

School

Undergraduate

Program

CLEF

Attendance

Tutte

INVITATIONS

6299

RESPONSES

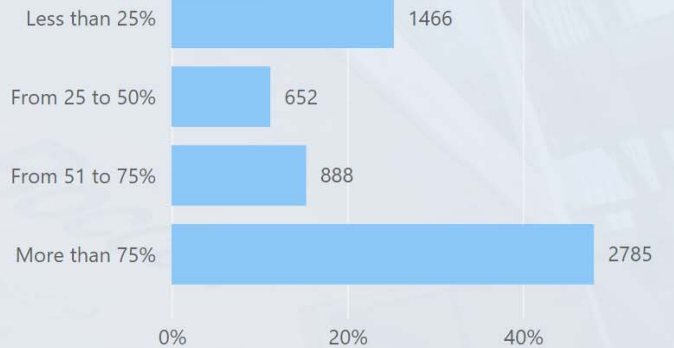
5791

RESPONSES BY PROGRAM

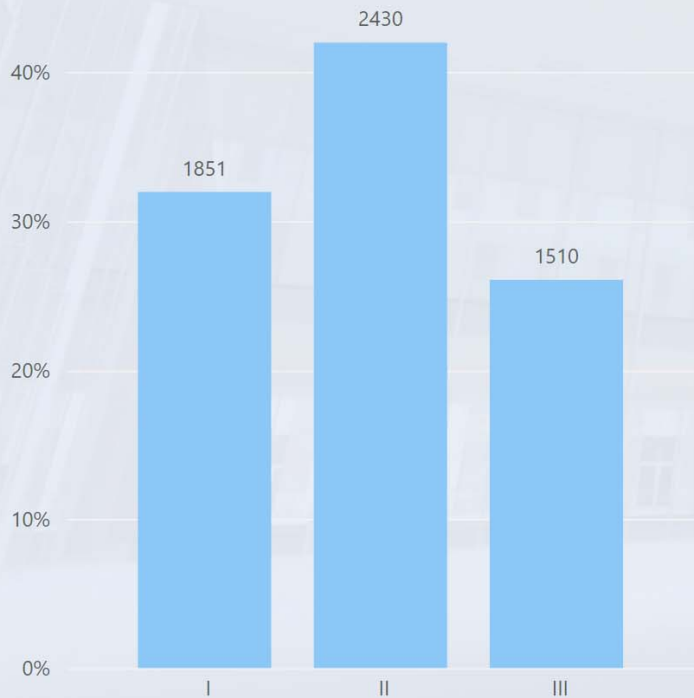
CLEF

5791


ATTENDANCE



RESPONSES BY YEAR OF STUDIES



RESPONSES BY NATIONALITY





2. Evaluation of Attending Students

RESPONSES DISTRIBUTION OF COURSE ORGANIZATION

Item	1		2		3		4		5		6		7		8		9		10		Totale	
	A.V.	%	A.V.	%	A.V.	%	A.V.	%	A.V.	%	A.V.	%	A.V.	%	A.V.	%	A.V.	%	A.V.	%	A.V.	%
1	64	1,8%	31	0,9%	53	1,5%	61	1,7%	138	3,8%	272	7,5%	513	14,2%	893	24,7%	784	21,7%	807	22,3%	3616	100,0%
2	53	1,5%	48	1,3%	78	2,2%	92	2,6%	179	5,0%	292	8,1%	587	16,3%	889	24,7%	810	22,5%	572	15,9%	3600	100,0%
3	33	0,9%	8	0,2%	26	0,7%	41	1,1%	74	2,0%	167	4,6%	348	9,6%	781	21,6%	907	25,0%	1237	34,2%	3622	100,0%
4	56	1,5%	29	0,8%	52	1,4%	67	1,9%	150	4,1%	246	6,8%	482	13,3%	918	25,4%	771	21,3%	844	23,3%	3615	100,0%
5	73	2,0%	43	1,2%	81	2,2%	106	2,9%	170	4,7%	300	8,3%	544	15,1%	808	22,4%	745	20,6%	741	20,5%	3611	100,0%
6	73	2,0%	44	1,2%	56	1,6%	87	2,4%	176	4,9%	284	7,9%	455	12,6%	805	22,3%	766	21,3%	856	23,8%	3602	100,0%
7	126	3,5%	51	1,4%	92	2,5%	126	3,5%	212	5,9%	315	8,7%	505	14,0%	855	23,7%	662	18,3%	666	18,4%	3610	100,0%
8	35	1,0%	8	0,2%	27	0,7%	51	1,4%	117	3,2%	222	6,1%	371	10,3%	865	23,9%	897	24,8%	1021	28,3%	3614	100,0%
9	127	3,6%	49	1,4%	84	2,4%	91	2,6%	216	6,1%	315	8,9%	487	13,8%	763	21,6%	647	18,3%	756	21,4%	3535	100,0%

Legend

Item Description

- | | |
|---|--|
| 1 | I am interested in the course topics. |
| 2 | Overall I am satisfied with the way the course has been carried out. |
| 3 | The schedule of lectures, practice and any other teaching activities has been respected. |
| 4 | Your prior academic knowledge was adequate for understanding the topics covered in the course and included in the examination program. |
| 5 | The course material is adequate (useful/complete) for the study of the course subject. |
| 6 | The exam rules and procedures have been explained clearly. |
| 7 | The workload required for this course is appropriate compared to the number of credits allocated to it. |
| 8 | The course has been carried out in accordance with the syllabus published on the website. |
| 9 | The supplementary activities (practice, workshops, group work, etc.), if present, have been helpful in learning the course topics. |

Academic Year

2023/2024

School

Undergraduate

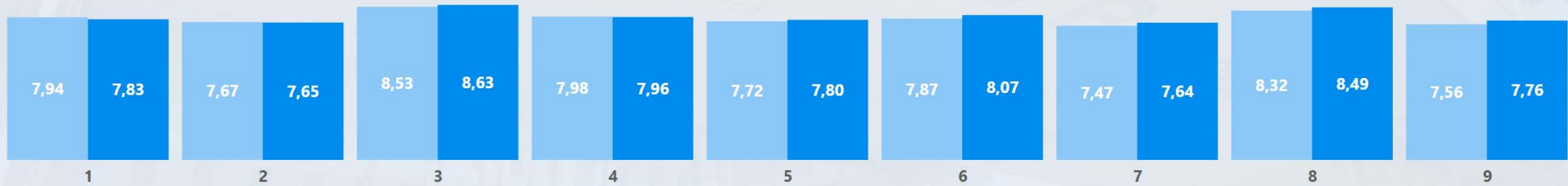
Program

CLEF

Legend

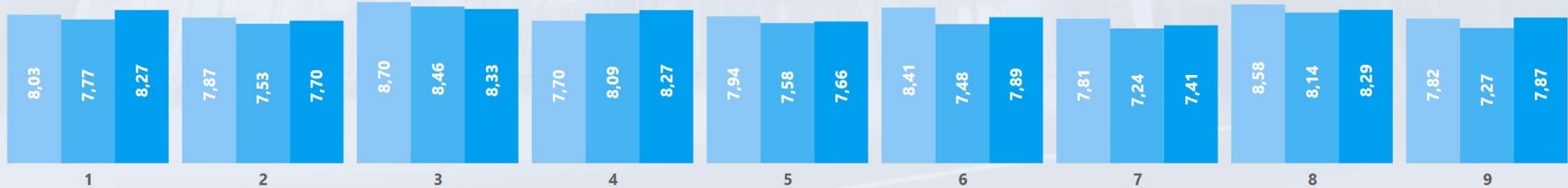
QID	Description
1	I am interested in the course topics.
2	Overall I am satisfied with the way the course has been carried out.
3	The schedule of lectures, practice and any other teaching activities has been respected.
4	Your prior academic knowledge was adequate for understanding the topics covered in the course and included in the examination program.
5	The course material is adequate (useful/complete) for the study of the course subject.
6	The exam rules and procedures have been explained clearly.
7	The workload required for this course is appropriate compared to the number of credits allocated to it.
8	The course has been carried out in accordance with the syllabus published on the website.
9	The supplementary activities (practice, workshops, group work, etc.), if present, have been helpful in learning the course topics.

AVERAGE RESPONSE VALUE



● Average Response Value ● School Average

BREAKDOWN OF AVERAGE RESPONSE VALUE BY YEAR OF STUDIES



● I ● II ● III

Academic Year

2023/2024

School

Undergraduate

Program

CLEF

Legend

Item Description

- 10 The teaching activity is satisfactory.
- 11 The instructor is available for clarifications and explanations (even remotely).
- 12 The instructor stimulates interest in the course subject.
- 13 The instructor explains the topics in a clear manner.
- 14 The instructor encouraged interaction during the lessons.

RESPONSES DISTRIBUTION OF TEACHING ACTIVITIES

Item	1		2		3		4		5		6		7		8		9		10		Totale	
	A.V.	%	A.V.	%	A.V.	%	A.V.	%	A.V.	%	A.V.	%	A.V.	%	A.V.	%	A.V.	%	A.V.	%	A.V.	%
10	71	1,4%	40	0,8%	61	1,2%	104	2,0%	190	3,6%	409	7,8%	642	12,3%	1152	22,0%	1121	21,4%	1444	27,6%	5234	100,0%
11	41	0,8%	16	0,3%	36	0,7%	61	1,2%	134	2,6%	319	6,2%	564	10,9%	1163	22,6%	1134	22,0%	1685	32,7%	5153	100,0%
12	93	1,8%	48	0,9%	82	1,6%	130	2,5%	221	4,2%	424	8,1%	649	12,4%	1026	19,7%	1086	20,8%	1462	28,0%	5221	100,0%
13	69	1,3%	37	0,7%	63	1,2%	115	2,2%	195	3,7%	397	7,6%	683	13,1%	1099	21,0%	1141	21,8%	1424	27,3%	5223	100,0%
14	81	1,6%	41	0,8%	63	1,2%	94	1,8%	199	3,8%	419	8,0%	667	12,8%	1131	21,7%	1029	19,7%	1495	28,6%	5219	100,0%

Academic Year

2023/2024

School

Undergraduate

Program

CLEF

Legend

Item Description

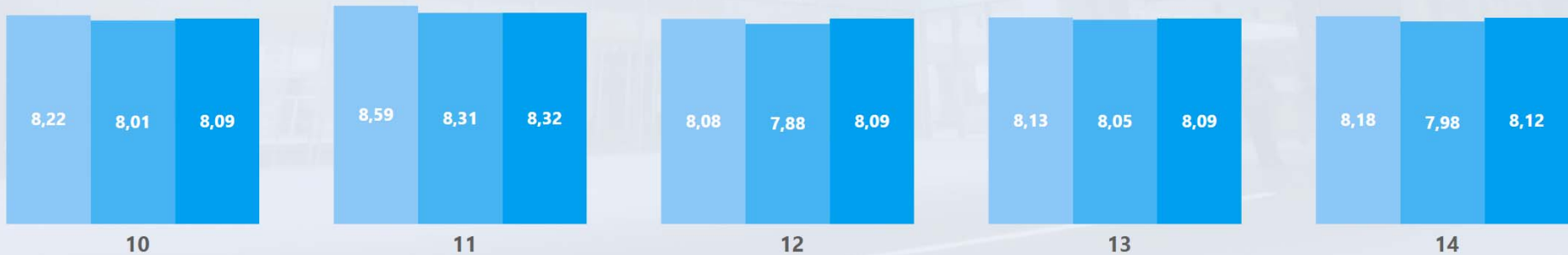
- 10 The teaching activity is satisfactory.
- 11 The instructor is available for clarifications and explanations (even remotely).
- 12 The instructor stimulates interest in the course subject.
- 13 The instructor explains the topics in a clear manner.
- 14 The instructor encouraged interaction during the lessons.

AVERAGE RESPONSE VALUE



● Average Response Value ● School Average

BREAKDOWN OF AVERAGE RESPONSE VALUE BY YEAR OF STUDIES



● I ● II ● III



3. Evaluation of Non-Attending Students

Academic Year

2023/2024

School

Undergraduate

Program

CLEF

Legend

Item Description

- 15 Your prior academic knowledge was adequate for understanding the topics covered in the course and included in the examination program.
- 16 The workload required for this course is appropriate compared to the number of credits allocated to it.
- 17 The course material is adequate (useful/complete) for the study of the course subject.
- 18 The exam rules and procedures have been explained clearly.
- 19 The instructor is available for clarifications and explanations.

RESPONSES DISTRIBUTION OF COURSE ORGANIZATION

Item	1		2		3		4		5		6		7		8		9		10		Totale	
	A.V.	%	A.V.	%	A.V.	%	A.V.	%	A.V.	%	A.V.	%	A.V.	%	A.V.	%	A.V.	%	A.V.	%	A.V.	%
15	56	3,8%	35	2,4%	47	3,2%	65	4,4%	151	10,2%	177	12,0%	256	17,3%	269	18,2%	168	11,4%	254	17,2%	1478	100,0%
16	82	5,6%	45	3,1%	45	3,1%	87	5,9%	167	11,4%	187	12,7%	255	17,4%	261	17,8%	147	10,0%	193	13,1%	1469	100,0%
17	71	4,9%	26	1,8%	46	3,1%	72	4,9%	158	10,8%	193	13,2%	238	16,3%	275	18,8%	175	12,0%	208	14,2%	1462	100,0%
18	63	4,3%	34	2,3%	35	2,4%	63	4,3%	162	11,1%	173	11,8%	225	15,4%	258	17,6%	199	13,6%	250	17,1%	1462	100,0%
19	36	2,5%	8	0,6%	23	1,6%	28	1,9%	124	8,6%	152	10,6%	229	15,9%	302	21,0%	218	15,1%	319	22,2%	1439	100,0%

Academic Year

2023/2024

School

Undergraduate

Program

CLEF

Legend

Item	Description
15	Your prior academic knowledge was adequate for understanding the topics covered in the course and included in the examination program.
16	The workload required for this course is appropriate compared to the number of credits allocated to it.
17	The course material is adequate (useful/complete) for the study of the course subject.
18	The exam rules and procedures have been explained clearly.
19	The instructor is available for clarifications and explanations.

AVERAGE RESPONSE VALUE



Academic Year

2023/2024

School

Undergraduate

Program

CLEF

Not Attending Eval.
TEACHING EVALUATION
DASHBOARD

MAIN REASON FOR NON-ATTENDANCE

Year of Studies Response	I		II		III		Totale	
	A.V.	%	A.V.	%	A.V.	%	A.V.	%
I attend the course (or similar one) during my Exchange Program.	9	1,6%	7	1,1%	336	36,9%	352	16,7%
I attended the course in a different class (not the one that was originally assigned to me)	40	7,1%	22	3,5%	19	2,1%	81	3,8%
I could not attend because I was working	65	11,6%	68	10,7%	217	23,8%	350	16,6%
I found the class attendance of little use for the exam preparation	210	37,4%	297	46,9%	96	10,5%	603	28,6%
I preferred to attend other courses this semester	159	28,3%	204	32,2%	133	14,6%	496	23,6%
Other reasons	78	13,9%	35	5,5%	110	12,1%	223	10,6%
Totale	561	100,0%	633	100,0%	911	100,0%	2105	100,0%