



Bocconi

Teaching Evaluation

Bachelor of Science in

Economia Aziendale e Management

a.y. 2023-24



1. Student information

Academic Year

2023/2024

School

Undergraduate

Program

CLEAM

Attendance

Tutte

INVITATIONS

24609

RESPONSES

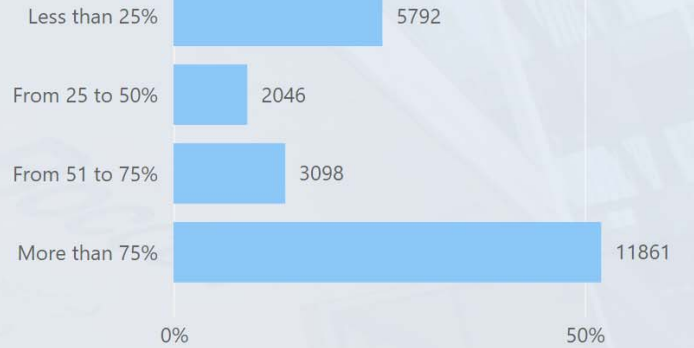
22797

RESPONSES BY PROGRAM

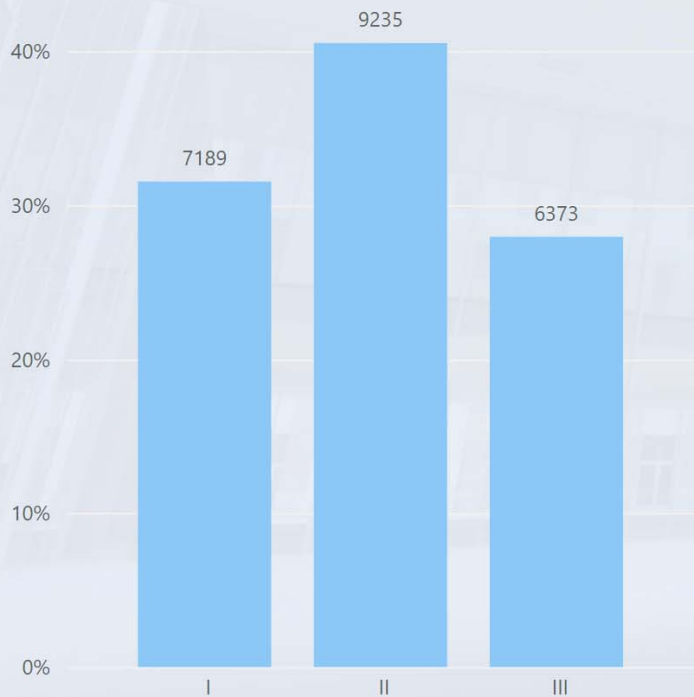
CLEAM

22797


ATTENDANCE



RESPONSES BY YEAR OF STUDIES



RESPONSES BY NATIONALITY





2. Evaluation of Attending Students

RESPONSES DISTRIBUTION OF COURSE ORGANIZATION

| Item | 1 | | 2 | | 3 | | 4 | | 5 | | 6 | | 7 | | 8 | | 9 | | 10 | | Totale | |
|------|------|------|------|------|------|------|------|------|------|------|------|------|------|-------|------|-------|------|-------|------|-------|--------------|---------------|
| | A.V. | % | A.V. | % | A.V. | % | A.V. | % | A.V. | % | A.V. | % | A.V. | % | A.V. | % | A.V. | % | A.V. | % | A.V. | % |
| 1 | 147 | 1,0% | 119 | 0,8% | 196 | 1,3% | 280 | 1,9% | 564 | 3,8% | 1191 | 8,1% | 2231 | 15,1% | 3725 | 25,3% | 3378 | 22,9% | 2920 | 19,8% | 14751 | 100,0% |
| 2 | 148 | 1,0% | 151 | 1,0% | 228 | 1,5% | 337 | 2,3% | 651 | 4,4% | 1240 | 8,4% | 2224 | 15,1% | 3688 | 25,0% | 3484 | 23,7% | 2579 | 17,5% | 14730 | 100,0% |
| 3 | 54 | 0,4% | 47 | 0,3% | 73 | 0,5% | 124 | 0,8% | 267 | 1,8% | 630 | 4,3% | 1368 | 9,3% | 2917 | 19,7% | 3707 | 25,1% | 5586 | 37,8% | 14773 | 100,0% |
| 4 | 203 | 1,4% | 184 | 1,2% | 238 | 1,6% | 357 | 2,4% | 641 | 4,3% | 1130 | 7,7% | 1937 | 13,1% | 3420 | 23,2% | 3196 | 21,7% | 3451 | 23,4% | 14757 | 100,0% |
| 5 | 186 | 1,3% | 175 | 1,2% | 258 | 1,7% | 374 | 2,5% | 686 | 4,7% | 1211 | 8,2% | 2094 | 14,2% | 3356 | 22,8% | 3256 | 22,1% | 3155 | 21,4% | 14751 | 100,0% |
| 6 | 150 | 1,0% | 155 | 1,1% | 206 | 1,4% | 309 | 2,1% | 581 | 4,0% | 1031 | 7,0% | 1898 | 12,9% | 3297 | 22,4% | 3303 | 22,5% | 3777 | 25,7% | 14707 | 100,0% |
| 7 | 335 | 2,3% | 263 | 1,8% | 316 | 2,1% | 460 | 3,1% | 779 | 5,3% | 1234 | 8,4% | 2076 | 14,1% | 3467 | 23,5% | 3038 | 20,6% | 2755 | 18,7% | 14723 | 100,0% |
| 8 | 68 | 0,5% | 74 | 0,5% | 90 | 0,6% | 153 | 1,0% | 318 | 2,2% | 739 | 5,0% | 1574 | 10,7% | 3506 | 23,8% | 3869 | 26,3% | 4328 | 29,4% | 14719 | 100,0% |
| 9 | 264 | 1,8% | 137 | 1,0% | 243 | 1,7% | 338 | 2,3% | 722 | 5,0% | 1181 | 8,2% | 1925 | 13,4% | 3179 | 22,1% | 2988 | 20,8% | 3420 | 23,8% | 14397 | 100,0% |

Legend

Item Description

- | | |
|---|--|
| 1 | I am interested in the course topics. |
| 2 | Overall I am satisfied with the way the course has been carried out. |
| 3 | The schedule of lectures, practice and any other teaching activities has been respected. |
| 4 | Your prior academic knowledge was adequate for understanding the topics covered in the course and included in the examination program. |
| 5 | The course material is adequate (useful/complete) for the study of the course subject. |
| 6 | The exam rules and procedures have been explained clearly. |
| 7 | The workload required for this course is appropriate compared to the number of credits allocated to it. |
| 8 | The course has been carried out in accordance with the syllabus published on the website. |
| 9 | The supplementary activities (practice, workshops, group work, etc.), if present, have been helpful in learning the course topics. |

Academic Year

2023/2024

School

Undergraduate

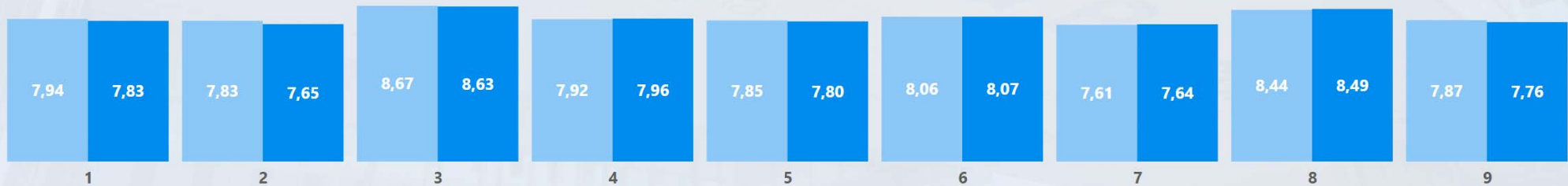
Program

CLEAM

Legend

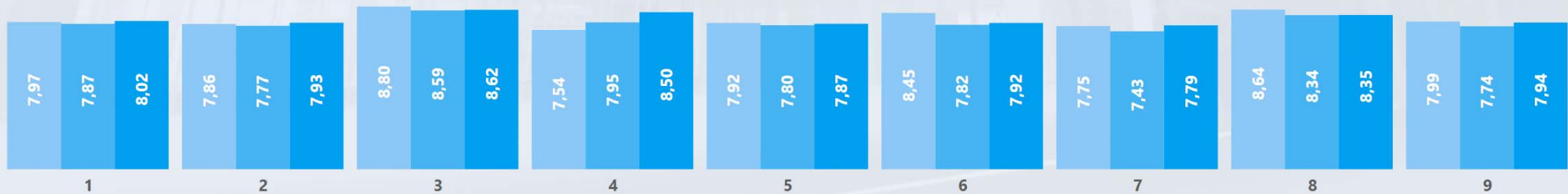
| QID | Description |
|-----|--|
| 1 | I am interested in the course topics. |
| 2 | Overall I am satisfied with the way the course has been carried out. |
| 3 | The schedule of lectures, practice and any other teaching activities has been respected. |
| 4 | Your prior academic knowledge was adequate for understanding the topics covered in the course and included in the examination program. |
| 5 | The course material is adequate (useful/complete) for the study of the course subject. |
| 6 | The exam rules and procedures have been explained clearly. |
| 7 | The workload required for this course is appropriate compared to the number of credits allocated to it. |
| 8 | The course has been carried out in accordance with the syllabus published on the website. |
| 9 | The supplementary activities (practice, workshops, group work, etc.), if present, have been helpful in learning the course topics. |

AVERAGE RESPONSE VALUE



● Average Response Value ● School Average

BREAKDOWN OF AVERAGE RESPONSE VALUE BY YEAR OF STUDIES



● I ● II ● III

Academic Year

2023/2024

School

Undergraduate

Program

CLEAM

Legend

Item Description

- 10 The teaching activity is satisfactory.
- 11 The instructor is available for clarifications and explanations (even remotely).
- 12 The instructor stimulates interest in the course subject.
- 13 The instructor explains the topics in a clear manner.
- 14 The instructor encouraged interaction during the lessons.

RESPONSES DISTRIBUTION OF TEACHING ACTIVITIES

| Item | 1 | | 2 | | 3 | | 4 | | 5 | | 6 | | 7 | | 8 | | 9 | | 10 | | Totale | |
|-----------|------|------|------|------|------|------|------|------|------|------|------|------|------|-------|------|-------|------|-------|------|-------|--------------|---------------|
| | A.V. | % | A.V. | % | A.V. | % | A.V. | % | A.V. | % | A.V. | % | A.V. | % | A.V. | % | A.V. | % | A.V. | % | A.V. | % |
| 10 | 219 | 1,0% | 175 | 0,8% | 232 | 1,1% | 374 | 1,7% | 656 | 3,0% | 1410 | 6,4% | 2637 | 12,0% | 4592 | 20,9% | 5163 | 23,5% | 6485 | 29,6% | 21943 | 100,0% |
| 11 | 137 | 0,6% | 100 | 0,5% | 125 | 0,6% | 220 | 1,0% | 474 | 2,2% | 1071 | 4,9% | 2150 | 9,9% | 4369 | 20,1% | 5265 | 24,3% | 7793 | 35,9% | 21704 | 100,0% |
| 12 | 270 | 1,2% | 245 | 1,1% | 323 | 1,5% | 439 | 2,0% | 803 | 3,7% | 1568 | 7,2% | 2675 | 12,2% | 4318 | 19,7% | 4709 | 21,5% | 6573 | 30,0% | 21923 | 100,0% |
| 13 | 240 | 1,1% | 197 | 0,9% | 281 | 1,3% | 404 | 1,8% | 714 | 3,3% | 1528 | 7,0% | 2546 | 11,6% | 4526 | 20,7% | 4939 | 22,5% | 6541 | 29,8% | 21916 | 100,0% |
| 14 | 247 | 1,1% | 192 | 0,9% | 260 | 1,2% | 376 | 1,7% | 785 | 3,6% | 1449 | 6,6% | 2659 | 12,1% | 4275 | 19,5% | 4622 | 21,1% | 7047 | 32,2% | 21912 | 100,0% |

Academic Year

2023/2024

School

Undergraduate

Program

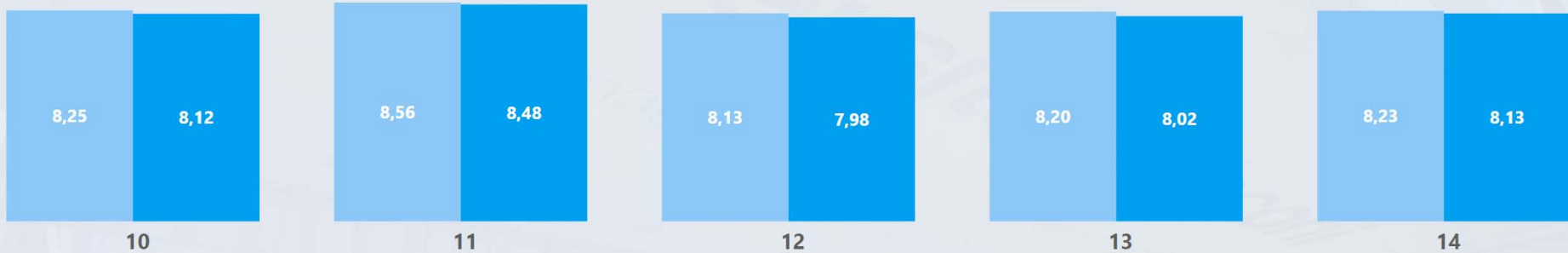
CLEAM

Legend

Item Description

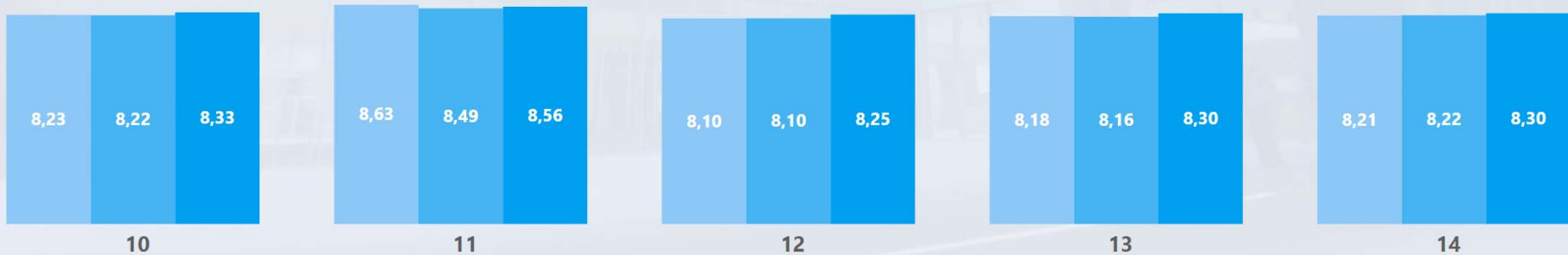
- | Item | Description |
|------|--|
| 10 | The teaching activity is satisfactory. |
| 11 | The instructor is available for clarifications and explanations (even remotely). |
| 12 | The instructor stimulates interest in the course subject. |
| 13 | The instructor explains the topics in a clear manner. |
| 14 | The instructor encouraged interaction during the lessons. |

AVERAGE RESPONSE VALUE



● Average Response Value ● School Average

BREAKDOWN OF AVERAGE RESPONSE VALUE BY YEAR OF STUDIES



● I ● II ● III



3. Evaluation of Non-Attending Students

Academic Year

2023/2024

School

Undergraduate

Program

CLEAM

Legend

Item Description

- 15 Your prior academic knowledge was adequate for understanding the topics covered in the course and included in the examination program.
- 16 The workload required for this course is appropriate compared to the number of credits allocated to it.
- 17 The course material is adequate (useful/complete) for the study of the course subject.
- 18 The exam rules and procedures have been explained clearly.
- 19 The instructor is available for clarifications and explanations.

RESPONSES DISTRIBUTION OF COURSE ORGANIZATION

| Item | 1 | | 2 | | 3 | | 4 | | 5 | | 6 | | 7 | | 8 | | 9 | | 10 | | Totale | |
|------|------|------|------|------|------|------|------|------|------|-------|------|-------|------|-------|------|-------|------|-------|------|-------|-------------|---------------|
| | A.V. | % | A.V. | % | A.V. | % | A.V. | % | A.V. | % | A.V. | % | A.V. | % | A.V. | % | A.V. | % | A.V. | % | A.V. | % |
| 15 | 305 | 5,8% | 160 | 3,1% | 236 | 4,5% | 270 | 5,2% | 568 | 10,9% | 722 | 13,8% | 798 | 15,3% | 911 | 17,5% | 512 | 9,8% | 738 | 14,1% | 5220 | 100,0% |
| 16 | 274 | 5,3% | 156 | 3,0% | 225 | 4,3% | 283 | 5,5% | 612 | 11,8% | 745 | 14,4% | 810 | 15,6% | 931 | 17,9% | 493 | 9,5% | 659 | 12,7% | 5188 | 100,0% |
| 17 | 222 | 4,3% | 129 | 2,5% | 181 | 3,5% | 251 | 4,8% | 568 | 11,0% | 743 | 14,3% | 816 | 15,7% | 1005 | 19,4% | 547 | 10,6% | 719 | 13,9% | 5181 | 100,0% |
| 18 | 169 | 3,3% | 111 | 2,1% | 141 | 2,7% | 186 | 3,6% | 508 | 9,8% | 628 | 12,2% | 804 | 15,6% | 1032 | 20,0% | 685 | 13,3% | 900 | 17,4% | 5164 | 100,0% |
| 19 | 111 | 2,2% | 43 | 0,8% | 74 | 1,5% | 132 | 2,6% | 400 | 7,9% | 615 | 12,1% | 699 | 13,8% | 1083 | 21,3% | 781 | 15,4% | 1142 | 22,5% | 5080 | 100,0% |

Academic Year

2023/2024

School

Undergraduate

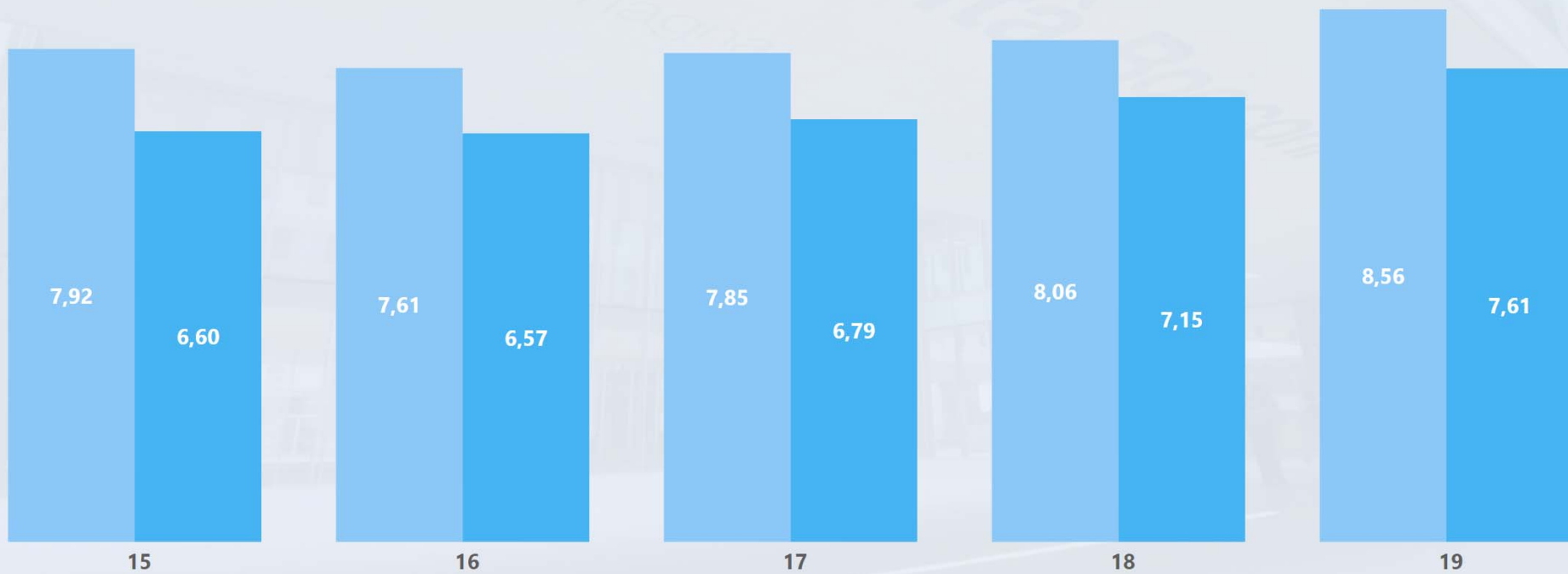
Program

CLEAM

Legend

| Item | Description |
|------|--|
| 15 | Your prior academic knowledge was adequate for understanding the topics covered in the course and included in the examination program. |
| 16 | The workload required for this course is appropriate compared to the number of credits allocated to it. |
| 17 | The course material is adequate (useful/complete) for the study of the course subject. |
| 18 | The exam rules and procedures have been explained clearly. |
| 19 | The instructor is available for clarifications and explanations. |

AVERAGE RESPONSE VALUE



● Attending ● Not Attending

Academic Year

2023/2024

School

Undergraduate

Program

CLEAM

Not Attending Eval.
TEACHING EVALUATION
DASHBOARD

MAIN REASON FOR NON-ATTENDANCE

| Year of Studies Response | I | | II | | III | | Totale | |
|--|-------------|---------------|-------------|---------------|-------------|---------------|-------------|---------------|
| | A.V. | % | A.V. | % | A.V. | % | A.V. | % |
| I attend the course (or similar one) during my Exchange Program. | 41 | 2,1% | 39 | 1,5% | 1254 | 39,2% | 1334 | 17,1% |
| I attended the course in a different class (not the one that was originally assigned to me) | 102 | 5,3% | 115 | 4,3% | 45 | 1,4% | 262 | 3,4% |
| I could not attend because I was working | 182 | 9,4% | 266 | 9,9% | 667 | 20,9% | 1115 | 14,3% |
| I found the class attendance of little use for the exam preparation | 758 | 39,1% | 712 | 26,6% | 358 | 11,2% | 1828 | 23,4% |
| I preferred to attend other courses this semester | 608 | 31,3% | 1303 | 48,7% | 486 | 15,2% | 2397 | 30,7% |
| Other reasons | 250 | 12,9% | 239 | 8,9% | 388 | 12,1% | 877 | 11,2% |
| Totale | 1941 | 100,0% | 2674 | 100,0% | 3198 | 100,0% | 7813 | 100,0% |