



**Bocconi**

**Teaching Evaluation**

Bachelor of Science in

**Economia e management per arte, cultura e  
comunicazione**

a.y. 2023-24



# 1. Student information

Academic Year

2023/2024

School

Undergraduate

Program

CLEACC

Attendance

Tutte

## INVITATIONS

6098

## RESPONSES

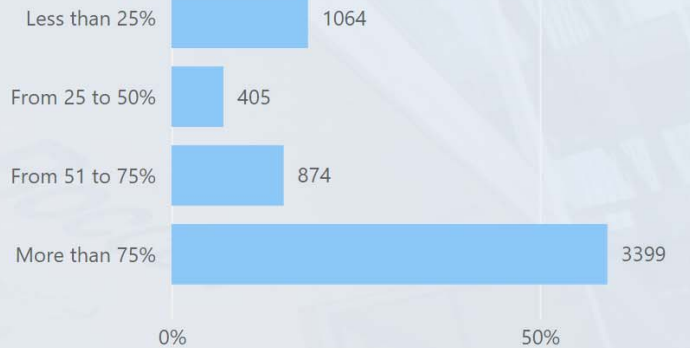
5742

## RESPONSES BY PROGRAM

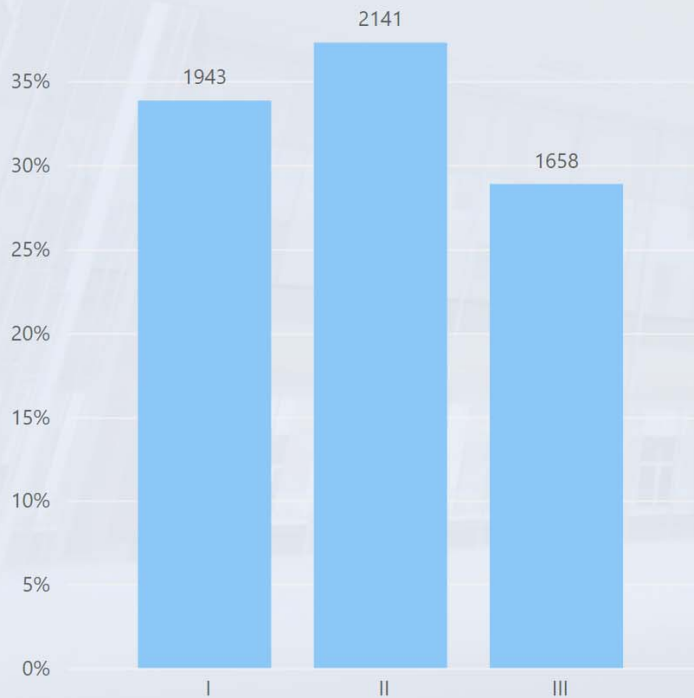
CLEACC

5742

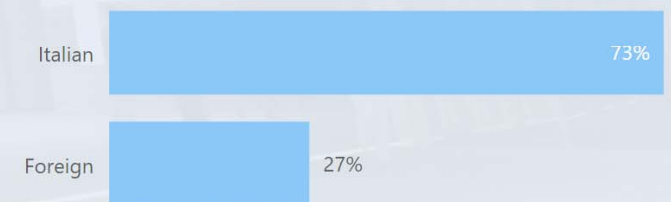
## ATTENDANCE



## RESPONSES BY YEAR OF STUDIES



## RESPONSES BY NATIONALITY





## 2. Evaluation of Attending Students

## RESPONSES DISTRIBUTION OF COURSE ORGANIZATION

Item	1		2		3		4		5		6		7		8		9		10		Totale	
	A.V.	%	A.V.	%	A.V.	%	A.V.	%	A.V.	%	A.V.	%	A.V.	%	A.V.	%	A.V.	%	A.V.	%	A.V.	%
1	85	2,0%	78	1,9%	87	2,1%	111	2,6%	224	5,3%	448	10,7%	666	15,9%	962	23,0%	790	18,9%	739	17,6%	<b>4190</b>	<b>100,0%</b>
2	101	2,4%	71	1,7%	117	2,8%	128	3,1%	272	6,5%	425	10,2%	633	15,1%	954	22,8%	877	21,0%	606	14,5%	<b>4184</b>	<b>100,0%</b>
3	28	0,7%	30	0,7%	34	0,8%	40	1,0%	117	2,8%	205	4,9%	434	10,3%	773	18,4%	995	23,7%	1546	36,8%	<b>4202</b>	<b>100,0%</b>
4	80	1,9%	66	1,6%	102	2,4%	106	2,5%	239	5,7%	366	8,7%	587	14,0%	833	19,9%	829	19,8%	988	23,5%	<b>4196</b>	<b>100,0%</b>
5	74	1,8%	67	1,6%	96	2,3%	144	3,4%	250	6,0%	354	8,5%	610	14,6%	827	19,7%	859	20,5%	908	21,7%	<b>4189</b>	<b>100,0%</b>
6	81	1,9%	52	1,2%	77	1,8%	110	2,6%	185	4,4%	302	7,2%	512	12,2%	787	18,8%	898	21,5%	1179	28,2%	<b>4183</b>	<b>100,0%</b>
7	114	2,7%	73	1,7%	120	2,9%	148	3,5%	323	7,7%	359	8,6%	576	13,7%	828	19,8%	821	19,6%	830	19,8%	<b>4192</b>	<b>100,0%</b>
8	44	1,1%	34	0,8%	37	0,9%	53	1,3%	131	3,1%	226	5,4%	395	9,5%	838	20,1%	1068	25,6%	1353	32,4%	<b>4179</b>	<b>100,0%</b>
9	129	3,3%	72	1,8%	78	2,0%	124	3,1%	245	6,2%	325	8,2%	502	12,7%	777	19,7%	733	18,6%	966	24,4%	<b>3951</b>	<b>100,0%</b>

### Legend

Item	Description
1	I am interested in the course topics.
2	Overall I am satisfied with the way the course has been carried out.
3	The schedule of lectures, practice and any other teaching activities has been respected.
4	Your prior academic knowledge was adequate for understanding the topics covered in the course and included in the examination program.
5	The course material is adequate (useful/complete) for the study of the course subject.
6	The exam rules and procedures have been explained clearly.
7	The workload required for this course is appropriate compared to the number of credits allocated to it.
8	The course has been carried out in accordance with the syllabus published on the website.
9	The supplementary activities (practice, workshops, group work, etc.), if present, have been helpful in learning the course topics.

Academic Year

2023/2024

School

Undergraduate

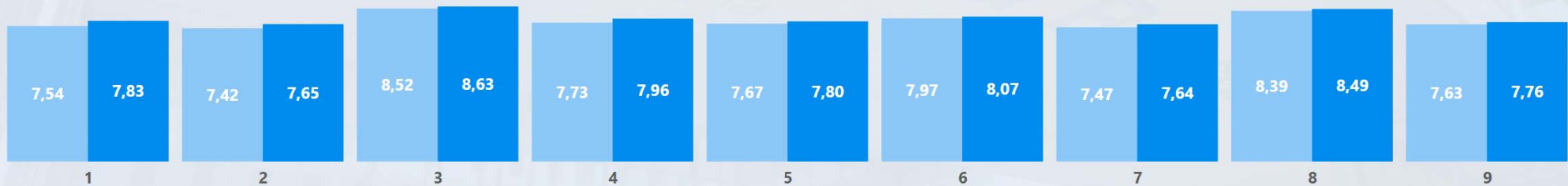
Program

CLEACC

Legend

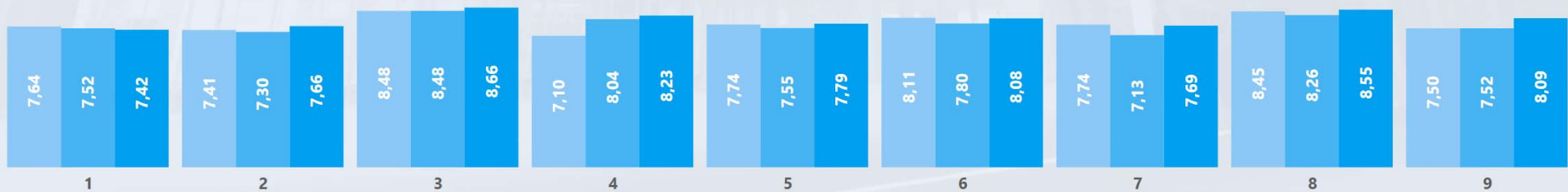
QID	Description
1	I am interested in the course topics.
2	Overall I am satisfied with the way the course has been carried out.
3	The schedule of lectures, practice and any other teaching activities has been respected.
4	Your prior academic knowledge was adequate for understanding the topics covered in the course and included in the examination program.
5	The course material is adequate (useful/complete) for the study of the course subject.
6	The exam rules and procedures have been explained clearly.
7	The workload required for this course is appropriate compared to the number of credits allocated to it.
8	The course has been carried out in accordance with the syllabus published on the website.
9	The supplementary activities (practice, workshops, group work, etc.), if present, have been helpful in learning the course topics.

## AVERAGE RESPONSE VALUE



● Average Response Value ● School Average

## BREAKDOWN OF AVERAGE RESPONSE VALUE BY YEAR OF STUDIES



● I ● II ● III

Academic Year

2023/2024

School

Undergraduate

Program

CLEACC

Legend

Item Description

- 10 The teaching activity is satisfactory.
- 11 The instructor is available for clarifications and explanations (even remotely).
- 12 The instructor stimulates interest in the course subject.
- 13 The instructor explains the topics in a clear manner.
- 14 The instructor encouraged interaction during the lessons.

## RESPONSES DISTRIBUTION OF TEACHING ACTIVITIES

Item	1		2		3		4		5		6		7		8		9		10		Totale	
	A.V.	%	A.V.	%	A.V.	%	A.V.	%	A.V.	%	A.V.	%	A.V.	%	A.V.	%	A.V.	%	A.V.	%	A.V.	%
<b>10</b>	129	2,3%	91	1,6%	102	1,8%	114	2,0%	278	5,0%	419	7,5%	778	13,9%	1151	20,5%	1152	20,5%	1402	25,0%	<b>5616</b>	<b>100,0%</b>
<b>11</b>	63	1,1%	40	0,7%	48	0,9%	78	1,4%	195	3,5%	365	6,6%	689	12,4%	1135	20,5%	1133	20,5%	1794	32,4%	<b>5540</b>	<b>100,0%</b>
<b>12</b>	143	2,5%	120	2,1%	112	2,0%	159	2,8%	297	5,3%	461	8,2%	786	14,0%	1008	18,0%	1015	18,1%	1514	27,0%	<b>5615</b>	<b>100,0%</b>
<b>13</b>	158	2,8%	94	1,7%	132	2,4%	169	3,0%	295	5,3%	493	8,8%	730	13,0%	1092	19,5%	1044	18,6%	1397	24,9%	<b>5604</b>	<b>100,0%</b>
<b>14</b>	110	2,0%	72	1,3%	92	1,6%	129	2,3%	244	4,4%	434	7,8%	754	13,5%	1029	18,4%	1052	18,8%	1682	30,0%	<b>5598</b>	<b>100,0%</b>

Academic Year

2023/2024

School

Undergraduate

Program

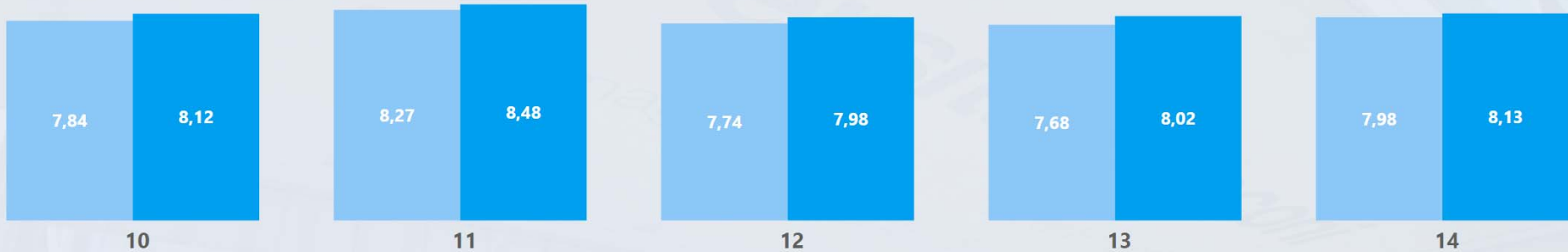
CLEACC

Legend

Item Description

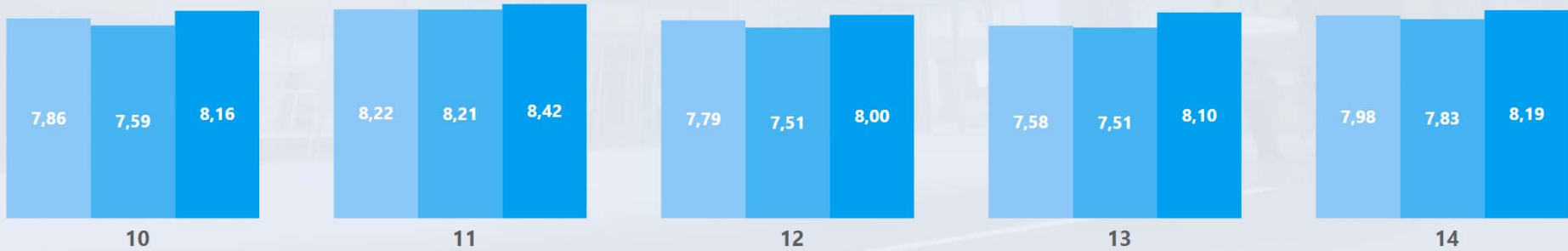
- 10 The teaching activity is satisfactory.
- 11 The instructor is available for clarifications and explanations (even remotely).
- 12 The instructor stimulates interest in the course subject.
- 13 The instructor explains the topics in a clear manner.
- 14 The instructor encouraged interaction during the lessons.

## AVERAGE RESPONSE VALUE



● Average Response Value ● School Average

## BREAKDOWN OF AVERAGE RESPONSE VALUE BY YEAR OF STUDIES



● I ● II ● III





### 3. Evaluation of Non-Attending Students

Academic Year

2023/2024

School

Undergraduate

Program

CLEACC

Legend

Item Description

- 15 Your prior academic knowledge was adequate for understanding the topics covered in the course and included in the examination program.
- 16 The workload required for this course is appropriate compared to the number of credits allocated to it.
- 17 The course material is adequate (useful/complete) for the study of the course subject.
- 18 The exam rules and procedures have been explained clearly.
- 19 The instructor is available for clarifications and explanations.

## RESPONSES DISTRIBUTION OF COURSE ORGANIZATION

Item	1		2		3		4		5		6		7		8		9		10		Totale	
	A.V.	%	A.V.	%	A.V.	%	A.V.	%	A.V.	%	A.V.	%	A.V.	%	A.V.	%	A.V.	%	A.V.	%	A.V.	%
15	34	3,5%	26	2,7%	40	4,1%	50	5,1%	138	14,2%	109	11,2%	132	13,6%	181	18,6%	103	10,6%	160	16,4%	<b>973</b>	<b>100,0%</b>
16	30	3,1%	24	2,5%	33	3,4%	36	3,7%	146	15,1%	111	11,5%	156	16,1%	176	18,2%	112	11,6%	144	14,9%	<b>968</b>	<b>100,0%</b>
17	42	4,3%	28	2,9%	27	2,8%	39	4,0%	136	14,0%	112	11,6%	128	13,2%	178	18,4%	127	13,1%	152	15,7%	<b>969</b>	<b>100,0%</b>
18	35	3,6%	22	2,3%	20	2,1%	32	3,3%	130	13,5%	104	10,8%	133	13,8%	158	16,4%	139	14,4%	193	20,0%	<b>966</b>	<b>100,0%</b>
19	16	1,7%	16	1,7%	18	1,9%	30	3,2%	126	13,2%	94	9,9%	133	14,0%	178	18,7%	128	13,4%	213	22,4%	<b>952</b>	<b>100,0%</b>

Academic Year

2023/2024

School

Undergraduate

Program

CLEACC

Legend

Item Description

- | Item | Description  |
|------|--|
| 15   | Your prior academic knowledge was adequate for understanding the topics covered in the course and included in the examination program. |
| 16   | The workload required for this course is appropriate compared to the number of credits allocated to it.                                |
| 17   | The course material is adequate (useful/complete) for the study of the course subject.   |
| 18   | The exam rules and procedures have been explained clearly.   |
| 19   | The instructor is available for clarifications and explanations.   |

## AVERAGE RESPONSE VALUE



● Attending ● Not Attending

Academic Year

2023/2024

School

Undergraduate

Program

CLEACC

**Not Attending Eval.**  
TEACHING EVALUATION  
DASHBOARD

## MAIN REASON FOR NON-ATTENDANCE

Year of Studies Response	I		II		III		Totale	
	A.V.	%	A.V.	%	A.V.	%	A.V.	%
<b>I attend the course (or similar one) during my Exchange Program.</b>	5	1,3%	2	0,6%	249	33,3%	<b>256</b>	<b>17,5%</b>
<b>I attended the course in a different class (not the one that was originally assigned to me)</b>	6	1,6%	4	1,2%	6	0,8%	<b>16</b>	<b>1,1%</b>
<b>I could not attend because I was working</b>	24	6,4%	85	25,0%	152	20,3%	<b>261</b>	<b>17,9%</b>
<b>I found the class attendance of little use for the exam preparation</b>	158	42,2%	143	42,1%	105	14,0%	<b>406</b>	<b>27,8%</b>
<b>I preferred to attend other courses this semester</b>	98	26,2%	76	22,4%	110	14,7%	<b>284</b>	<b>19,4%</b>
<b>Other reasons</b>	83	22,2%	30	8,8%	126	16,8%	<b>239</b>	<b>16,3%</b>
<b>Totale</b>	<b>374</b>	<b>100,0%</b>	<b>340</b>	<b>100,0%</b>	<b>748</b>	<b>100,0%</b>	<b>1462</b>	<b>100,0%</b>