



# Bocconi

Teaching Evaluation  
Dashboard



# 1. Student information

Academic Year

2023/2024

School

Undergraduate

Program

BIG

Attendance

Tutte

## INVITATIONS

3124

## RESPONSES

2918

## RESPONSES BY PROGRAM

BIG

2918

## ATTENDANCE

Less than 25%

715

From 25 to 50%

271

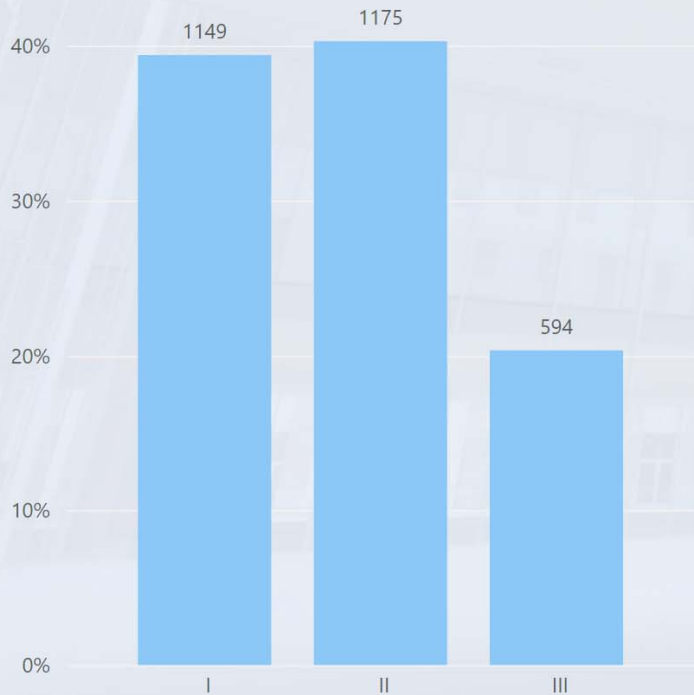
From 51 to 75%

498

More than 75%

1434

## RESPONSES BY YEAR OF STUDIES



## RESPONSES BY NATIONALITY

Italian

57%

Foreign

43%





## 2. Evaluation of Attending Students

## RESPONSES DISTRIBUTION OF COURSE ORGANIZATION

Item	1		2		3		4		5		6		7		8		9		10		Totale	
	A.V.	%	A.V.	%	A.V.	%	A.V.	%	A.V.	%	A.V.	%	A.V.	%	A.V.	%	A.V.	%	A.V.	%	A.V.	%
1	24	1,3%	11	0,6%	28	1,5%	48	2,5%	78	4,1%	132	6,9%	270	14,1%	423	22,1%	441	23,1%	458	23,9%	1913	100,0%
2	24	1,3%	22	1,2%	48	2,5%	51	2,7%	93	4,9%	185	9,7%	299	15,6%	442	23,1%	429	22,4%	318	16,6%	1911	100,0%
3	9	0,5%	7	0,4%	20	1,0%	10	0,5%	53	2,8%	77	4,0%	173	9,0%	382	19,9%	487	25,4%	701	36,5%	1919	100,0%
4	31	1,6%	30	1,6%	37	1,9%	46	2,4%	70	3,7%	141	7,4%	237	12,4%	373	19,5%	384	20,1%	566	29,6%	1915	100,0%
5	29	1,5%	19	1,0%	31	1,6%	51	2,7%	96	5,0%	144	7,5%	282	14,7%	385	20,1%	417	21,8%	462	24,1%	1916	100,0%
6	40	2,1%	17	0,9%	44	2,3%	33	1,7%	70	3,7%	93	4,9%	202	10,6%	358	18,7%	422	22,1%	634	33,1%	1913	100,0%
7	26	1,4%	29	1,5%	34	1,8%	50	2,6%	98	5,1%	133	6,9%	243	12,7%	408	21,3%	393	20,5%	500	26,1%	1914	100,0%
8	14	0,7%	10	0,5%	21	1,1%	22	1,2%	48	2,5%	57	3,0%	151	7,9%	351	18,4%	492	25,8%	738	38,8%	1904	100,0%
9	44	2,4%	31	1,7%	40	2,2%	47	2,6%	123	6,8%	121	6,7%	244	13,5%	368	20,4%	330	18,3%	457	25,3%	1805	100,0%

### Legend

Item Description

- |   |  |
|---|--|
| 1 | I am interested in the course topics.  |
| 2 | Overall I am satisfied with the way the course has been carried out.   |
| 3 | The schedule of lectures, practice and any other teaching activities has been respected.   |
| 4 | Your prior academic knowledge was adequate for understanding the topics covered in the course and included in the examination program. |
| 5 | The course material is adequate (useful/complete) for the study of the course subject.   |
| 6 | The exam rules and procedures have been explained clearly.   |
| 7 | The workload required for this course is appropriate compared to the number of credits allocated to it.                                |
| 8 | The course has been carried out in accordance with the syllabus published on the website.  |
| 9 | The supplementary activities (practice, workshops, group work, etc.), if present, have been helpful in learning the course topics.     |



Academic Year

2023/2024

School

Undergraduate

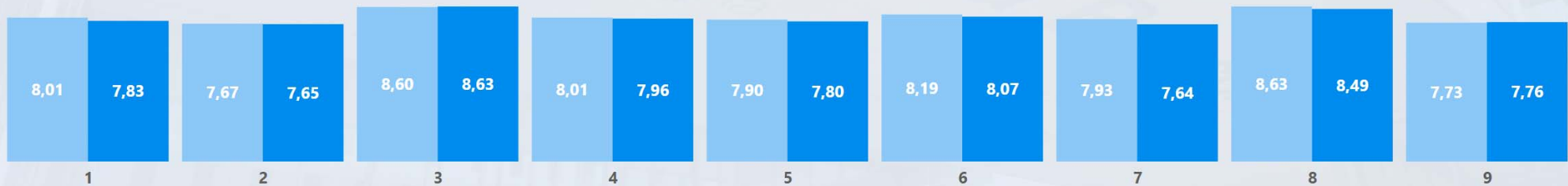
Program

BIG

Legend

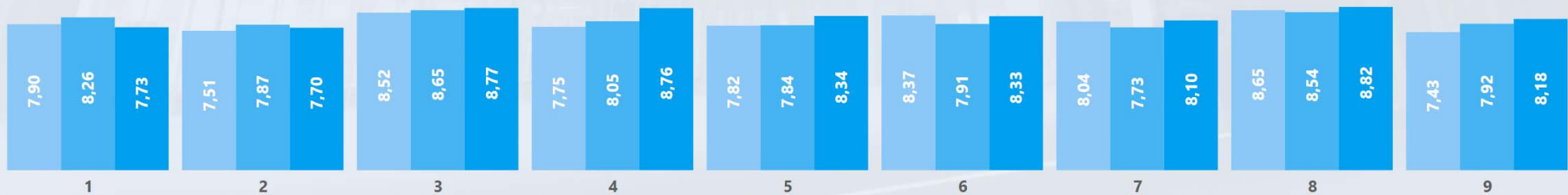
QID	Description
1	I am interested in the course topics.
2	Overall I am satisfied with the way the course has been carried out.
3	The schedule of lectures, practice and any other teaching activities has been respected.
4	Your prior academic knowledge was adequate for understanding the topics covered in the course and included in the examination program.
5	The course material is adequate (useful/complete) for the study of the course subject.
6	The exam rules and procedures have been explained clearly.
7	The workload required for this course is appropriate compared to the number of credits allocated to it.
8	The course has been carried out in accordance with the syllabus published on the website.
9	The supplementary activities (practice, workshops, group work, etc.), if present, have been helpful in learning the course topics.

## AVERAGE RESPONSE VALUE



● Average Response Value ● School Average

## BREAKDOWN OF AVERAGE RESPONSE VALUE BY YEAR OF STUDIES



● I ● II ● III

Academic Year

2023/2024

School

Undergraduate

Program

BIG

Legend

Item Description

- 10 The teaching activity is satisfactory.
- 11 The instructor is available for clarifications and explanations (even remotely).
- 12 The instructor stimulates interest in the course subject.
- 13 The instructor explains the topics in a clear manner.
- 14 The instructor encouraged interaction during the lessons.

## RESPONSES DISTRIBUTION OF TEACHING ACTIVITIES

Item ▲	1		2		3		4		5		6		7		8		9		10		Totale	
	A.V.	%	A.V.	%	A.V.	%	A.V.	%	A.V.	%	A.V.	%	A.V.	%	A.V.	%	A.V.	%	A.V.	%	A.V.	%
<b>10</b>	35	1,3%	36	1,3%	50	1,9%	63	2,3%	119	4,4%	187	6,9%	320	11,9%	534	19,8%	576	21,4%	775	28,8%	<b>2695</b>	<b>100,0%</b>
<b>11</b>	20	0,8%	9	0,3%	19	0,7%	28	1,1%	67	2,5%	148	5,6%	227	8,5%	483	18,2%	629	23,6%	1031	38,7%	<b>2661</b>	<b>100,0%</b>
<b>12</b>	49	1,8%	53	2,0%	65	2,4%	80	3,0%	110	4,1%	210	7,8%	301	11,2%	467	17,4%	497	18,5%	859	31,9%	<b>2691</b>	<b>100,0%</b>
<b>13</b>	46	1,7%	38	1,4%	52	1,9%	79	2,9%	137	5,1%	213	7,9%	357	13,3%	528	19,6%	524	19,5%	714	26,6%	<b>2688</b>	<b>100,0%</b>
<b>14</b>	40	1,5%	31	1,2%	35	1,3%	56	2,1%	113	4,2%	192	7,1%	287	10,7%	429	15,9%	541	20,1%	966	35,9%	<b>2690</b>	<b>100,0%</b>

Academic Year

2023/2024

School

Undergraduate

Program

BIG

Legend

Item Description

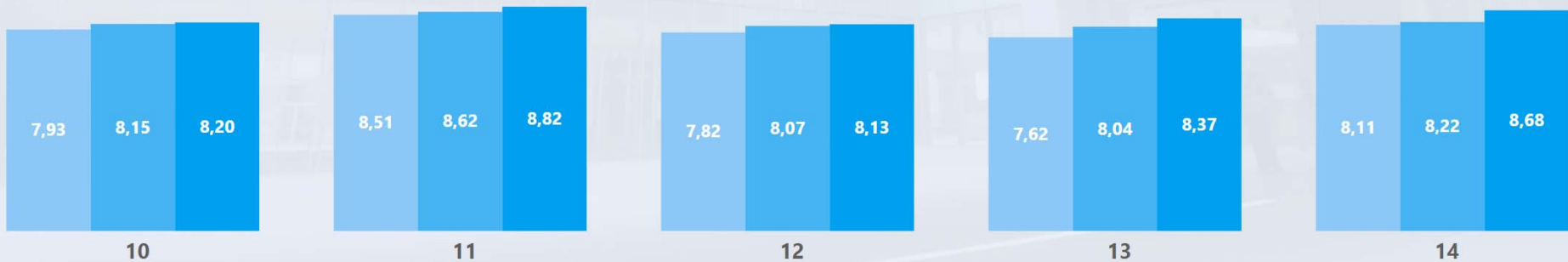
- 10 The teaching activity is satisfactory.
- 11 The instructor is available for clarifications and explanations (even remotely).
- 12 The instructor stimulates interest in the course subject.
- 13 The instructor explains the topics in a clear manner.
- 14 The instructor encouraged interaction during the lessons.

### AVERAGE RESPONSE VALUE



● Average Response Value ● School Average

### BREAKDOWN OF AVERAGE RESPONSE VALUE BY YEAR OF STUDIES



● I ● II ● III





### 3. Evaluation of Non-Attending Students

Academic Year

2023/2024

School

Undergraduate

Program

BIG

Legend

Item Description

- 15 Your prior academic knowledge was adequate for understanding the topics covered in the course and included in the examination program.
- 16 The workload required for this course is appropriate compared to the number of credits allocated to it.
- 17 The course material is adequate (useful/complete) for the study of the course subject.
- 18 The exam rules and procedures have been explained clearly.
- 19 The instructor is available for clarifications and explanations.

## RESPONSES DISTRIBUTION OF COURSE ORGANIZATION

Item	1		2		3		4		5		6		7		8		9		10		Totale	
	A.V.	%	A.V.	%	A.V.	%	A.V.	%	A.V.	%	A.V.	%	A.V.	%	A.V.	%	A.V.	%	A.V.	%	A.V.	%
15	45	6,5%	22	3,2%	39	5,6%	33	4,7%	70	10,1%	77	11,1%	73	10,5%	102	14,7%	74	10,6%	161	23,1%	<b>696</b>	<b>100,0%</b>
16	32	4,6%	19	2,8%	27	3,9%	40	5,8%	82	11,9%	61	8,9%	95	13,8%	131	19,0%	84	12,2%	118	17,1%	<b>689</b>	<b>100,0%</b>
17	40	5,8%	19	2,8%	24	3,5%	34	4,9%	80	11,6%	80	11,6%	103	14,9%	116	16,8%	69	10,0%	125	18,1%	<b>690</b>	<b>100,0%</b>
18	47	6,9%	14	2,0%	17	2,5%	21	3,1%	60	8,8%	69	10,1%	85	12,4%	122	17,8%	94	13,7%	156	22,8%	<b>685</b>	<b>100,0%</b>
19	30	4,4%	8	1,2%	10	1,5%	14	2,0%	54	7,9%	66	9,7%	75	11,0%	129	18,9%	108	15,8%	189	27,7%	<b>683</b>	<b>100,0%</b>

Academic Year

2023/2024

School

Undergraduate

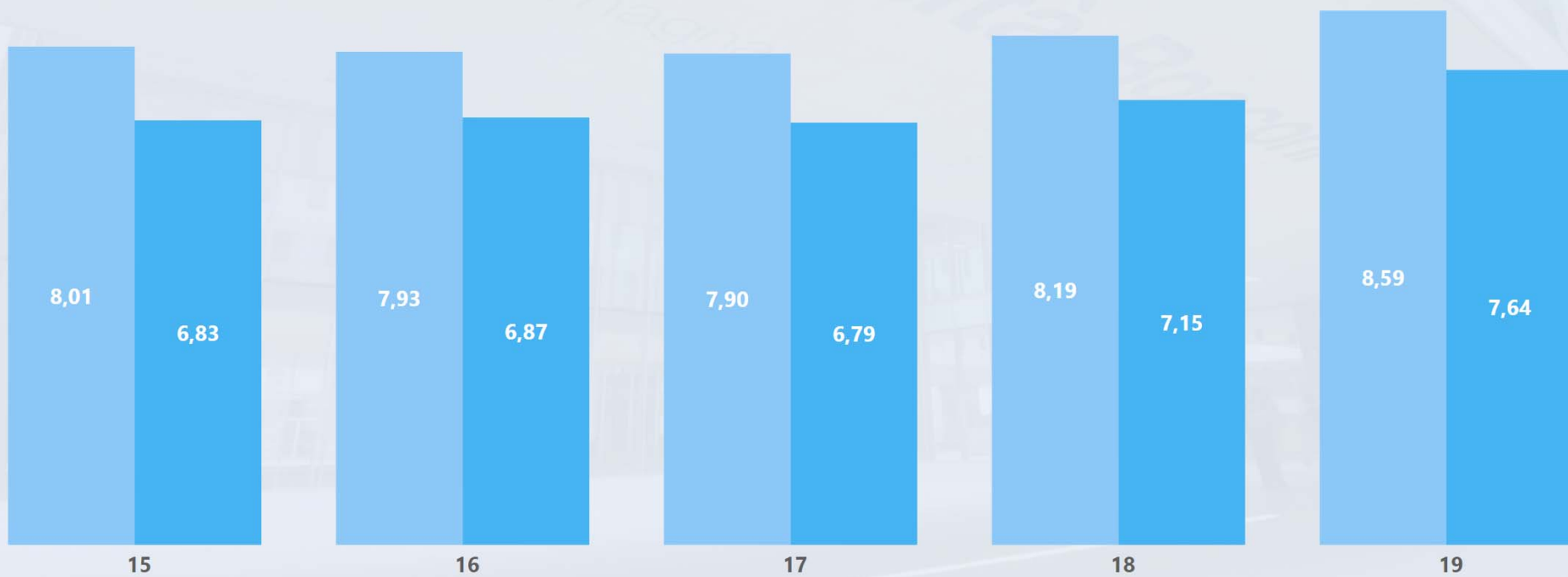
Program

BIG

Legend

Item	Description
15	Your prior academic knowledge was adequate for understanding the topics covered in the course and included in the examination program.
16	The workload required for this course is appropriate compared to the number of credits allocated to it.
17	The course material is adequate (useful/complete) for the study of the course subject.
18	The exam rules and procedures have been explained clearly.
19	The instructor is available for clarifications and explanations.

## AVERAGE RESPONSE VALUE



● Attending ● Not Attending



Academic Year

2023/2024

School

Undergraduate

Program

BIG

**Not Attending Eval.**  
TEACHING EVALUATION  
DASHBOARD

## MAIN REASON FOR NON-ATTENDANCE

Year of Studies Response	I		II		III		Totale	
	A.V.	%	A.V.	%	A.V.	%	A.V.	%
<b>I attend the course (or similar one) during my Exchange Program.</b>	2	0,9%	7	1,6%	165	52,4%	<b>174</b>	<b>17,7%</b>
<b>I attended the course in a different class (not the one that was originally assigned to me)</b>	5	2,2%	11	2,5%	5	1,6%	<b>21</b>	<b>2,1%</b>
<b>I could not attend because I was working</b>	22	9,6%	47	10,7%	43	13,7%	<b>112</b>	<b>11,4%</b>
<b>I found the class attendance of little use for the exam preparation</b>	92	40,2%	116	26,4%	20	6,3%	<b>228</b>	<b>23,2%</b>
<b>I preferred to attend other courses this semester</b>	58	25,3%	189	43,1%	41	13,0%	<b>288</b>	<b>29,3%</b>
<b>Other reasons</b>	50	21,8%	69	15,7%	41	13,0%	<b>160</b>	<b>16,3%</b>
<b>Totale</b>	<b>229</b>	<b>100,0%</b>	<b>439</b>	<b>100,0%</b>	<b>315</b>	<b>100,0%</b>	<b>983</b>	<b>100,0%</b>