



**Bocconi**

**Teaching Evaluation**

Bachelor of Science in

**International Economics and Management**

a.y. 2023-24



# 1. Student information

Academic Year

2023/2024

School

Undergraduate

Program

BIEM

Attendance

Tutte

## INVITATIONS

11465

## RESPONSES

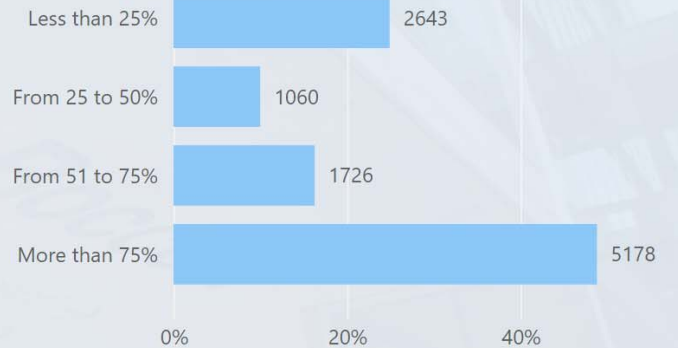
10607

## RESPONSES BY PROGRAM

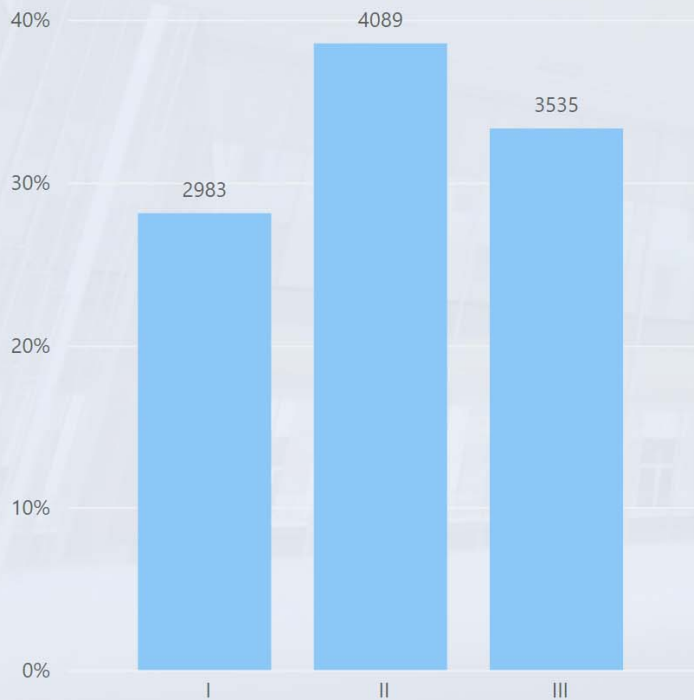
BIEM

10607

## ATTENDANCE



## RESPONSES BY YEAR OF STUDIES



## RESPONSES BY NATIONALITY





## 2. Evaluation of Attending Students

## RESPONSES DISTRIBUTION OF COURSE ORGANIZATION

Item	1		2		3		4		5		6		7		8		9		10		Totale	
	A.V.	%	A.V.	%	A.V.	%	A.V.	%	A.V.	%	A.V.	%	A.V.	%	A.V.	%	A.V.	%	A.V.	%	A.V.	%
1	112	1,7%	90	1,3%	169	2,5%	197	2,9%	331	4,9%	669	9,9%	1136	16,8%	1561	23,1%	1316	19,5%	1185	17,5%	<b>6766</b>	<b>100,0%</b>
2	104	1,5%	104	1,5%	165	2,4%	216	3,2%	392	5,8%	686	10,2%	1115	16,5%	1524	22,6%	1380	20,4%	1068	15,8%	<b>6754</b>	<b>100,0%</b>
3	25	0,4%	19	0,3%	34	0,5%	61	0,9%	157	2,3%	259	3,8%	682	10,1%	1266	18,7%	1591	23,5%	2677	39,5%	<b>6771</b>	<b>100,0%</b>
4	86	1,3%	73	1,1%	125	1,8%	144	2,1%	292	4,3%	507	7,5%	915	13,5%	1357	20,1%	1327	19,6%	1937	28,6%	<b>6763</b>	<b>100,0%</b>
5	97	1,4%	103	1,5%	131	1,9%	209	3,1%	328	4,8%	607	9,0%	1021	15,1%	1406	20,8%	1370	20,3%	1492	22,1%	<b>6764</b>	<b>100,0%</b>
6	90	1,3%	70	1,0%	109	1,6%	146	2,2%	298	4,4%	451	6,7%	863	12,8%	1272	18,9%	1392	20,7%	2048	30,4%	<b>6739</b>	<b>100,0%</b>
7	135	2,0%	124	1,8%	178	2,6%	238	3,5%	409	6,1%	572	8,5%	947	14,0%	1446	21,4%	1294	19,2%	1404	20,8%	<b>6747</b>	<b>100,0%</b>
8	30	0,4%	25	0,4%	40	0,6%	49	0,7%	161	2,4%	271	4,0%	680	10,1%	1402	20,8%	1637	24,3%	2436	36,2%	<b>6731</b>	<b>100,0%</b>
9	154	2,3%	104	1,6%	137	2,1%	182	2,8%	467	7,1%	553	8,4%	887	13,4%	1340	20,3%	1165	17,7%	1607	24,4%	<b>6596</b>	<b>100,0%</b>

### Legend

Item Description

- |   |  |
|---|--|
| 1 | I am interested in the course topics.  |
| 2 | Overall I am satisfied with the way the course has been carried out.   |
| 3 | The schedule of lectures, practice and any other teaching activities has been respected.   |
| 4 | Your prior academic knowledge was adequate for understanding the topics covered in the course and included in the examination program. |
| 5 | The course material is adequate (useful/complete) for the study of the course subject.   |
| 6 | The exam rules and procedures have been explained clearly.   |
| 7 | The workload required for this course is appropriate compared to the number of credits allocated to it.                                |
| 8 | The course has been carried out in accordance with the syllabus published on the website.  |
| 9 | The supplementary activities (practice, workshops, group work, etc.), if present, have been helpful in learning the course topics.     |

Academic Year

2023/2024

School

Undergraduate

Program

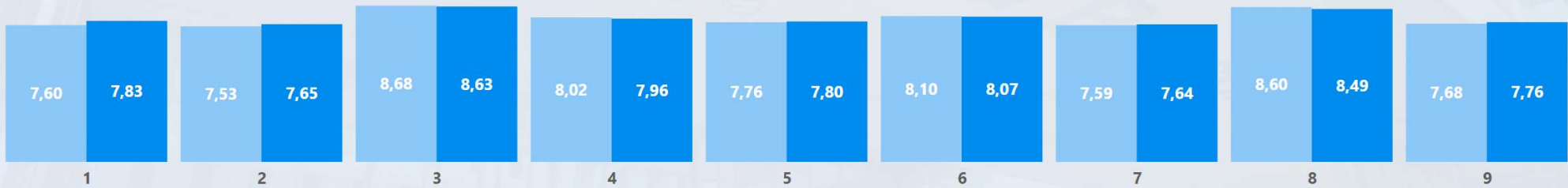
BIEM

Legend

QID Description

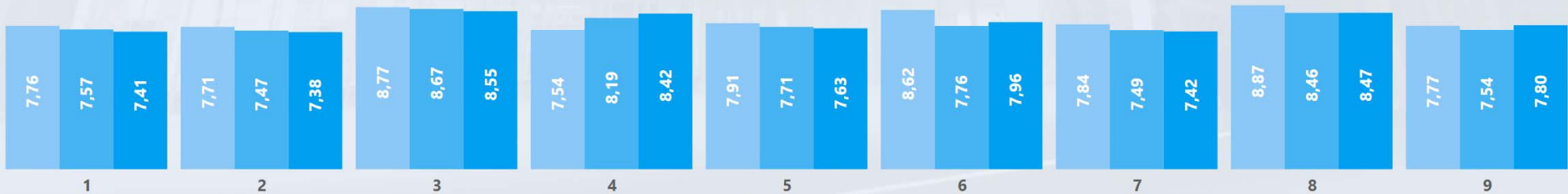
- 1 I am interested in the course topics.
- 2 Overall I am satisfied with the way the course has been carried out.
- 3 The schedule of lectures, practice and any other teaching activities has been respected.
- 4 Your prior academic knowledge was adequate for understanding the topics covered in the course and included in the examination program.
- 5 The course material is adequate (useful/complete) for the study of the course subject.
- 6 The exam rules and procedures have been explained clearly.
- 7 The workload required for this course is appropriate compared to the number of credits allocated to it.
- 8 The course has been carried out in accordance with the syllabus published on the website.
- 9 The supplementary activities (practice, workshops, group work, etc.), if present, have been helpful in learning the course topics.

## AVERAGE RESPONSE VALUE



● Average Response Value ● School Average

## BREAKDOWN OF AVERAGE RESPONSE VALUE BY YEAR OF STUDIES



● I ● II ● III

Academic Year

2023/2024

School

Undergraduate

Program

BIEM

Legend

Item Description

- 10 The teaching activity is satisfactory.
- 11 The instructor is available for clarifications and explanations (even remotely).
- 12 The instructor stimulates interest in the course subject.
- 13 The instructor explains the topics in a clear manner.
- 14 The instructor encouraged interaction during the lessons.

## RESPONSES DISTRIBUTION OF TEACHING ACTIVITIES

Item	1		2		3		4		5		6		7		8		9		10		Totale	
	A.V.	%	A.V.	%	A.V.	%	A.V.	%	A.V.	%	A.V.	%	A.V.	%	A.V.	%	A.V.	%	A.V.	%	A.V.	%
<b>10</b>	98	1,0%	95	1,0%	164	1,7%	202	2,1%	396	4,0%	727	7,4%	1306	13,3%	1962	20,0%	2082	21,2%	2784	28,4%	<b>9816</b>	<b>100,0%</b>
<b>11</b>	71	0,7%	50	0,5%	89	0,9%	103	1,1%	283	2,9%	459	4,7%	1025	10,5%	1912	19,7%	2130	21,9%	3596	37,0%	<b>9718</b>	<b>100,0%</b>
<b>12</b>	129	1,3%	136	1,4%	190	1,9%	300	3,1%	488	5,0%	792	8,1%	1342	13,7%	1852	18,9%	1816	18,5%	2756	28,1%	<b>9801</b>	<b>100,0%</b>
<b>13</b>	121	1,2%	116	1,2%	187	1,9%	245	2,5%	455	4,6%	758	7,7%	1328	13,6%	1865	19,0%	1946	19,9%	2778	28,3%	<b>9799</b>	<b>100,0%</b>
<b>14</b>	102	1,0%	90	0,9%	155	1,6%	207	2,1%	447	4,6%	703	7,2%	1217	12,4%	1884	19,3%	1914	19,6%	3068	31,3%	<b>9787</b>	<b>100,0%</b>

Academic Year

2023/2024

School

Undergraduate

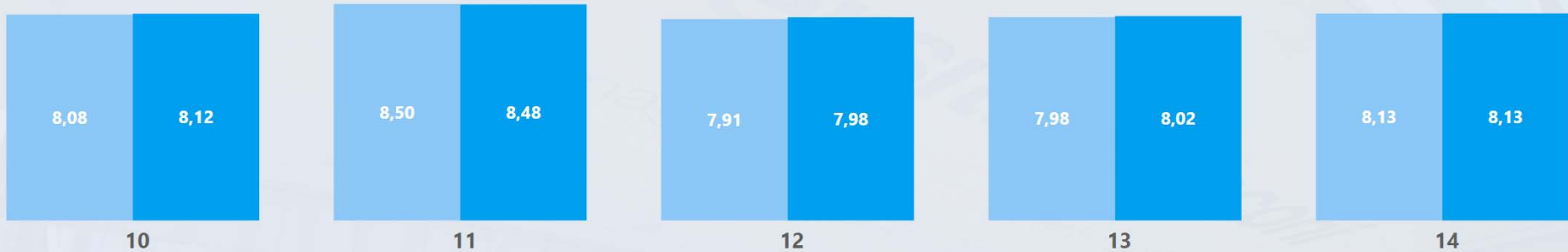
Program

BIEM

Legend

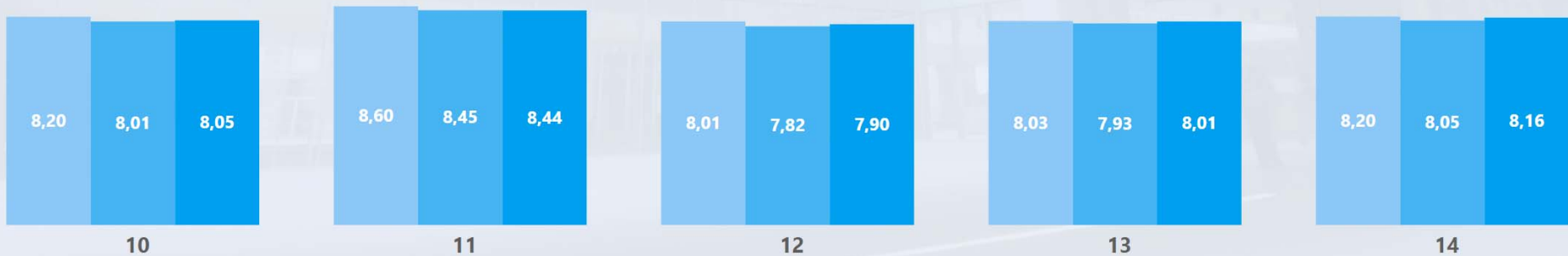
Item	Description
10	The teaching activity is satisfactory.
11	The instructor is available for clarifications and explanations (even remotely).
12	The instructor stimulates interest in the course subject.
13	The instructor explains the topics in a clear manner.
14	The instructor encouraged interaction during the lessons.

## AVERAGE RESPONSE VALUE



● Average Response Value ● School Average

## BREAKDOWN OF AVERAGE RESPONSE VALUE BY YEAR OF STUDIES



● I ● II ● III





### **3. Evaluation of Non-Attending Students**

Academic Year

2023/2024

School

Undergraduate

Program

BIEM

Legend

Item Description

- 15 Your prior academic knowledge was adequate for understanding the topics covered in the course and included in the examination program.
- 16 The workload required for this course is appropriate compared to the number of credits allocated to it.
- 17 The course material is adequate (useful/complete) for the study of the course subject.
- 18 The exam rules and procedures have been explained clearly.
- 19 The instructor is available for clarifications and explanations.

## RESPONSES DISTRIBUTION OF COURSE ORGANIZATION

Item	1		2		3		4		5		6		7		8		9		10		Totale	
	A.V.	%	A.V.	%	A.V.	%	A.V.	%	A.V.	%	A.V.	%	A.V.	%	A.V.	%	A.V.	%	A.V.	%	A.V.	%
15	78	3,1%	53	2,1%	75	3,0%	75	3,0%	307	12,2%	257	10,2%	356	14,2%	466	18,5%	310	12,3%	536	21,3%	<b>2513</b>	<b>100,0%</b>
16	71	2,8%	49	2,0%	75	3,0%	98	3,9%	299	11,9%	285	11,4%	374	14,9%	502	20,0%	299	11,9%	453	18,1%	<b>2505</b>	<b>100,0%</b>
17	79	3,2%	54	2,2%	70	2,8%	115	4,6%	300	12,0%	322	12,9%	384	15,4%	450	18,0%	288	11,5%	439	17,6%	<b>2501</b>	<b>100,0%</b>
18	66	2,6%	23	0,9%	59	2,4%	81	3,3%	278	11,2%	224	9,0%	341	13,7%	457	18,3%	366	14,7%	596	23,9%	<b>2491</b>	<b>100,0%</b>
19	43	1,7%	21	0,9%	31	1,3%	53	2,1%	255	10,3%	210	8,5%	344	13,9%	464	18,8%	401	16,2%	646	26,2%	<b>2468</b>	<b>100,0%</b>

Academic Year

2023/2024

School

Undergraduate

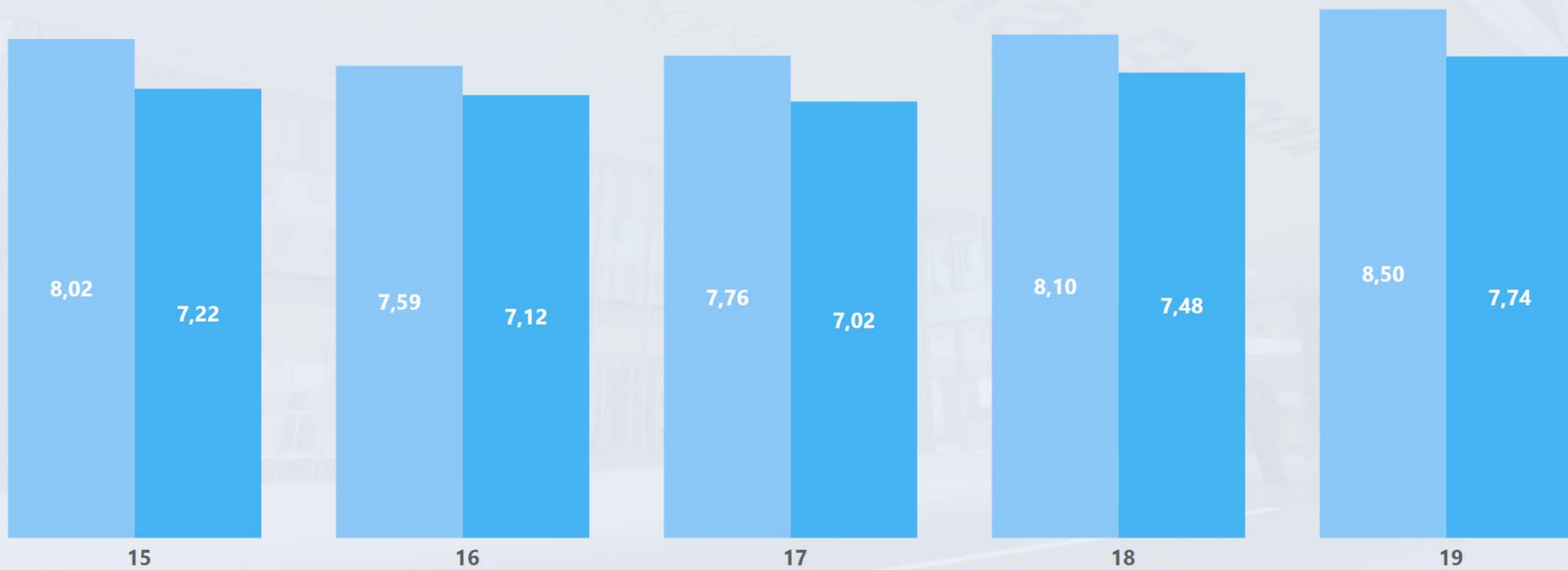
Program

BIEM

Legend

Item	Description
15	Your prior academic knowledge was adequate for understanding the topics covered in the course and included in the examination program.
16	The workload required for this course is appropriate compared to the number of credits allocated to it.
17	The course material is adequate (useful/complete) for the study of the course subject.
18	The exam rules and procedures have been explained clearly.
19	The instructor is available for clarifications and explanations.

## AVERAGE RESPONSE VALUE



● Attending ● Not Attending

Academic Year

2023/2024

School

Undergraduate

Program

BIEM

**Not Attending Eval.**  
TEACHING EVALUATION  
DASHBOARD

## MAIN REASON FOR NON-ATTENDANCE

Year of Studies Response	I		II		III		Totale	
	A.V.	%	A.V.	%	A.V.	%	A.V.	%
<b>I attend the course (or similar one) during my Exchange Program.</b>	8	1,2%	14	1,2%	691	36,6%	<b>713</b>	<b>19,3%</b>
<b>I attended the course in a different class (not the one that was originally assigned to me)</b>	26	3,9%	102	8,9%	25	1,3%	<b>153</b>	<b>4,1%</b>
<b>I could not attend because I was working</b>	57	8,6%	159	13,9%	450	23,8%	<b>666</b>	<b>18,0%</b>
<b>I found the class attendance of little use for the exam preparation</b>	277	41,8%	428	37,3%	184	9,8%	<b>889</b>	<b>24,1%</b>
<b>I preferred to attend other courses this semester</b>	171	25,8%	330	28,8%	282	14,9%	<b>783</b>	<b>21,2%</b>
<b>Other reasons</b>	123	18,6%	113	9,9%	255	13,5%	<b>491</b>	<b>13,3%</b>
<b>Totale</b>	<b>662</b>	<b>100,0%</b>	<b>1146</b>	<b>100,0%</b>	<b>1887</b>	<b>100,0%</b>	<b>3695</b>	<b>100,0%</b>