



Bocconi

Teaching Evaluation
Dashboard



1. Student information

Academic Year

2023/2024

School

Undergraduate

Program

BIEF

Attendance

Tutte

INVITATIONS

7080

RESPONSES

6390

RESPONSES BY PROGRAM

BIEF

6390

ATTENDANCE

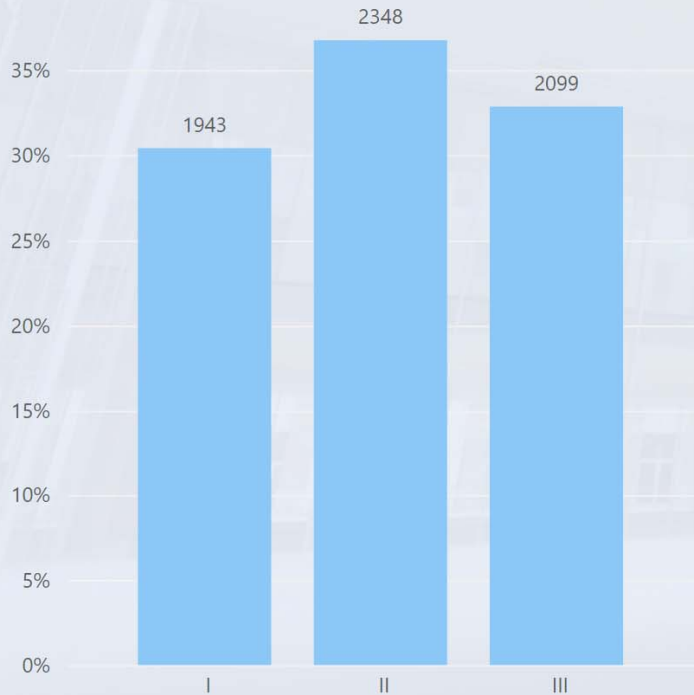
Less than 25% 1577

From 25 to 50% 604

From 51 to 75% 1050

More than 75% 3159

RESPONSES BY YEAR OF STUDIES



RESPONSES BY NATIONALITY

Foreign 53%

Italian 47%



2. Evaluation of Attending Students

RESPONSES DISTRIBUTION OF COURSE ORGANIZATION

Item	1		2		3		4		5		6		7		8		9		10		Totale	
	A.V.	%	A.V.	%	A.V.	%	A.V.	%	A.V.	%	A.V.	%	A.V.	%	A.V.	%	A.V.	%	A.V.	%	A.V.	%
1	64	1,6%	56	1,4%	74	1,8%	89	2,2%	160	3,9%	303	7,4%	558	13,6%	971	23,6%	891	21,7%	942	22,9%	4108	100,0%
2	77	1,9%	54	1,3%	89	2,2%	129	3,1%	223	5,4%	384	9,4%	649	15,8%	965	23,5%	838	20,4%	692	16,9%	4100	100,0%
3	36	0,9%	30	0,7%	35	0,9%	57	1,4%	100	2,4%	174	4,2%	421	10,2%	736	17,9%	891	21,7%	1629	39,6%	4109	100,0%
4	51	1,2%	40	1,0%	53	1,3%	79	1,9%	174	4,2%	266	6,5%	513	12,5%	783	19,1%	823	20,0%	1325	32,3%	4107	100,0%
5	69	1,7%	61	1,5%	68	1,7%	116	2,8%	196	4,8%	313	7,6%	556	13,6%	872	21,3%	814	19,8%	1037	25,3%	4102	100,0%
6	64	1,6%	42	1,0%	55	1,3%	67	1,6%	170	4,2%	288	7,0%	523	12,8%	787	19,2%	790	19,3%	1310	32,0%	4096	100,0%
7	99	2,4%	71	1,7%	93	2,3%	109	2,7%	224	5,5%	291	7,1%	556	13,6%	874	21,3%	769	18,8%	1012	24,7%	4098	100,0%
8	30	0,7%	21	0,5%	16	0,4%	28	0,7%	76	1,9%	176	4,3%	379	9,3%	808	19,7%	994	24,3%	1564	38,2%	4092	100,0%
9	100	2,6%	44	1,1%	65	1,7%	114	2,9%	235	6,0%	322	8,2%	491	12,5%	791	20,2%	710	18,1%	1045	26,7%	3917	100,0%

Legend

Item Description

- 1 I am interested in the course topics.
- 2 Overall I am satisfied with the way the course has been carried out.
- 3 The schedule of lectures, practice and any other teaching activities has been respected.
- 4 Your prior academic knowledge was adequate for understanding the topics covered in the course and included in the examination program.
- 5 The course material is adequate (useful/complete) for the study of the course subject.
- 6 The exam rules and procedures have been explained clearly.
- 7 The workload required for this course is appropriate compared to the number of credits allocated to it.
- 8 The course has been carried out in accordance with the syllabus published on the website.
- 9 The supplementary activities (practice, workshops, group work, etc.), if present, have been helpful in learning the course topics.

Academic Year

2023/2024

School

Undergraduate

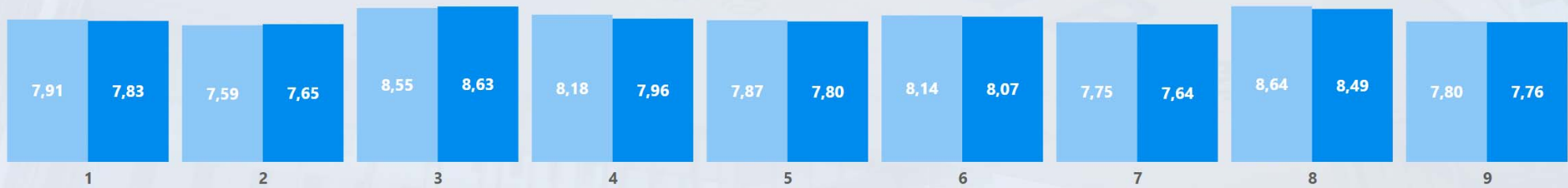
Program

BIEF

Legend

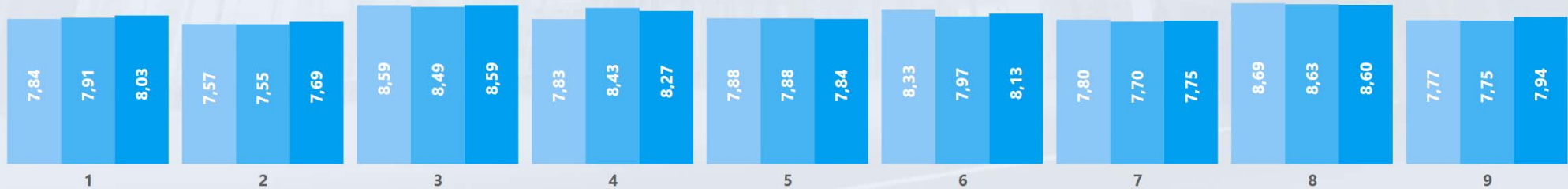
QID	Description
1	I am interested in the course topics.
2	Overall I am satisfied with the way the course has been carried out.
3	The schedule of lectures, practice and any other teaching activities has been respected.
4	Your prior academic knowledge was adequate for understanding the topics covered in the course and included in the examination program.
5	The course material is adequate (useful/complete) for the study of the course subject.
6	The exam rules and procedures have been explained clearly.
7	The workload required for this course is appropriate compared to the number of credits allocated to it.
8	The course has been carried out in accordance with the syllabus published on the website.
9	The supplementary activities (practice, workshops, group work, etc.), if present, have been helpful in learning the course topics.

AVERAGE RESPONSE VALUE



● Average Response Value ● School Average

BREAKDOWN OF AVERAGE RESPONSE VALUE BY YEAR OF STUDIES



● I ● II ● III

Academic Year

2023/2024

School

Undergraduate

Program

BIEF

Legend

Item Description

- 10 The teaching activity is satisfactory.
- 11 The instructor is available for clarifications and explanations (even remotely).
- 12 The instructor stimulates interest in the course subject.
- 13 The instructor explains the topics in a clear manner.
- 14 The instructor encouraged interaction during the lessons.

RESPONSES DISTRIBUTION OF TEACHING ACTIVITIES

Item	1		2		3		4		5		6		7		8		9		10		Totale	
	A.V.	%	A.V.	%	A.V.	%	A.V.	%	A.V.	%	A.V.	%	A.V.	%	A.V.	%	A.V.	%	A.V.	%	A.V.	%
10	81	1,3%	57	0,9%	83	1,3%	138	2,2%	234	3,7%	437	6,8%	766	12,0%	1304	20,4%	1385	21,6%	1915	29,9%	6400	100,0%
11	67	1,1%	36	0,6%	28	0,4%	59	0,9%	168	2,7%	340	5,4%	626	9,9%	1138	18,0%	1438	22,8%	2415	38,2%	6315	100,0%
12	101	1,6%	78	1,2%	105	1,6%	172	2,7%	305	4,8%	490	7,7%	742	11,6%	1196	18,7%	1271	19,9%	1934	30,2%	6394	100,0%
13	86	1,3%	67	1,0%	100	1,6%	178	2,8%	256	4,0%	440	6,9%	791	12,4%	1237	19,3%	1360	21,3%	1878	29,4%	6393	100,0%
14	100	1,6%	55	0,9%	87	1,4%	126	2,0%	270	4,2%	475	7,4%	755	11,8%	1152	18,0%	1230	19,3%	2135	33,4%	6385	100,0%

Academic Year

2023/2024

School

Undergraduate

Program

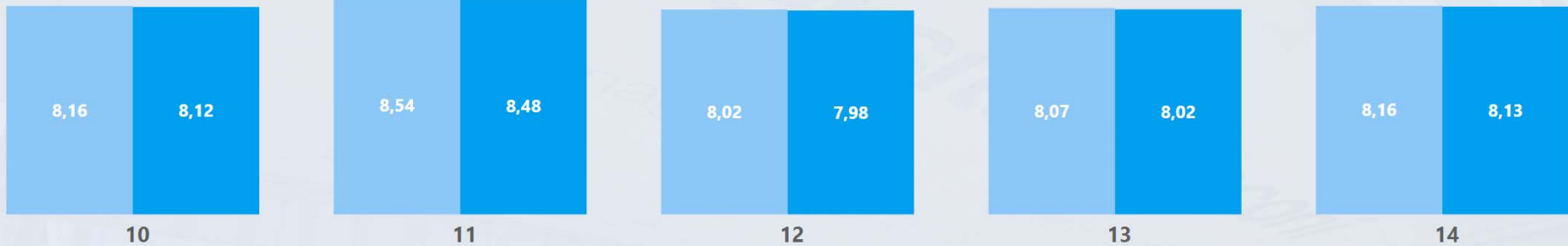
BIEF

Legend

Item Description

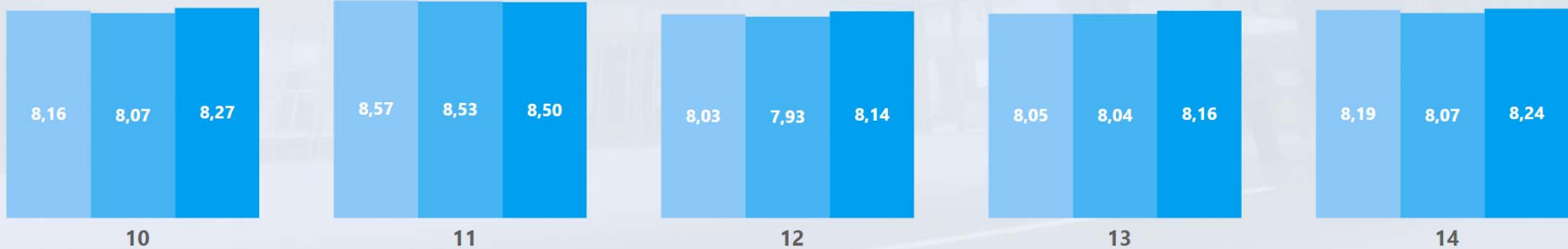
- 10 The teaching activity is satisfactory.
- 11 The instructor is available for clarifications and explanations (even remotely).
- 12 The instructor stimulates interest in the course subject.
- 13 The instructor explains the topics in a clear manner.
- 14 The instructor encouraged interaction during the lessons.

AVERAGE RESPONSE VALUE



● Average Response Value ● School Average

BREAKDOWN OF AVERAGE RESPONSE VALUE BY YEAR OF STUDIES



● I ● II ● III



3. Evaluation of Non-Attending Students

Academic Year

2023/2024

School

Undergraduate

Program

BIEF

Legend

Item Description

- 15 Your prior academic knowledge was adequate for understanding the topics covered in the course and included in the examination program.
- 16 The workload required for this course is appropriate compared to the number of credits allocated to it.
- 17 The course material is adequate (useful/complete) for the study of the course subject.
- 18 The exam rules and procedures have been explained clearly.
- 19 The instructor is available for clarifications and explanations.

RESPONSES DISTRIBUTION OF COURSE ORGANIZATION

Item	1		2		3		4		5		6		7		8		9		10		Totale	
	A.V.	%	A.V.	%	A.V.	%	A.V.	%	A.V.	%	A.V.	%	A.V.	%	A.V.	%	A.V.	%	A.V.	%	A.V.	%
15	42	2,9%	19	1,3%	48	3,3%	56	3,9%	151	10,5%	127	8,8%	207	14,4%	225	15,6%	176	12,2%	391	27,1%	1442	100,0%
16	55	3,8%	26	1,8%	25	1,7%	60	4,2%	152	10,6%	136	9,5%	223	15,6%	249	17,4%	179	12,5%	329	22,9%	1434	100,0%
17	54	3,8%	26	1,8%	40	2,8%	43	3,0%	161	11,3%	154	10,8%	189	13,2%	247	17,3%	182	12,7%	333	23,3%	1429	100,0%
18	47	3,3%	19	1,3%	25	1,8%	29	2,0%	142	10,0%	126	8,8%	189	13,3%	230	16,2%	194	13,6%	423	29,7%	1424	100,0%
19	36	2,6%	14	1,0%	19	1,4%	16	1,1%	135	9,6%	113	8,0%	167	11,9%	236	16,8%	221	15,7%	447	31,8%	1404	100,0%

Academic Year

2023/2024

School

Undergraduate

Program

BIEF

Legend

Item	Description
15	Your prior academic knowledge was adequate for understanding the topics covered in the course and included in the examination program.
16	The workload required for this course is appropriate compared to the number of credits allocated to it.
17	The course material is adequate (useful/complete) for the study of the course subject.
18	The exam rules and procedures have been explained clearly.
19	The instructor is available for clarifications and explanations.

AVERAGE RESPONSE VALUE



Academic Year

2023/2024

School

Undergraduate

Program

BIEF

Not Attending Eval.
TEACHING EVALUATION
DASHBOARD

MAIN REASON FOR NON-ATTENDANCE

Year of Studies Response	I		II		III		Totale	
	A.V.	%	A.V.	%	A.V.	%	A.V.	%
I attend the course (or similar one) during my Exchange Program.	11	2,7%	18	3,1%	419	35,8%	448	20,6%
I attended the course in a different class (not the one that was originally assigned to me)	29	7,0%	31	5,3%	33	2,8%	93	4,3%
I could not attend because I was working	37	8,9%	104	17,7%	218	18,6%	359	16,5%
I found the class attendance of little use for the exam preparation	159	38,3%	207	35,2%	130	11,1%	496	22,8%
I preferred to attend other courses this semester	95	22,9%	172	29,3%	191	16,3%	458	21,1%
Other reasons	84	20,2%	56	9,5%	180	15,4%	320	14,7%
Totale	415	100,0%	588	100,0%	1171	100,0%	2174	100,0%