



Bocconi

Teaching Evaluation

Bachelor of Science in
Economic and Social Sciences

a.y. 2023-24



1. Student information

Academic Year

2023/2024

School

Undergraduate

Program

BESS-CLES

Attendance

Tutte

INVITATIONS

2630

RESPONSES

2450

RESPONSES BY PROGRAM

BESS-CLES

2450

ATTENDANCE

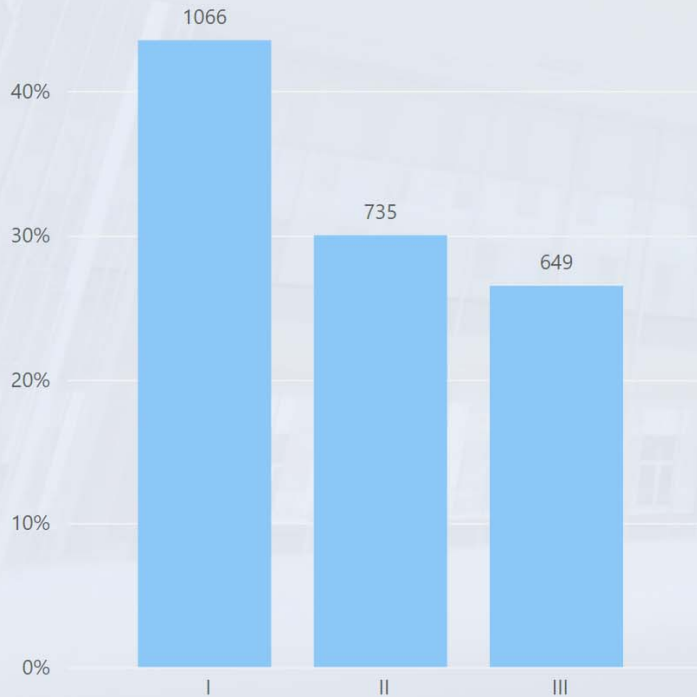
Less than 25% 405

From 25 to 50% 190

From 51 to 75% 447

More than 75% 1408

RESPONSES BY YEAR OF STUDIES



RESPONSES BY NATIONALITY

Italian 51%

Foreign 49%



2. Evaluation of Attending Students

RESPONSES DISTRIBUTION OF COURSE ORGANIZATION

Item	1		2		3		4		5		6		7		8		9		10		Totale	
	A.V.	%	A.V.	%	A.V.	%	A.V.	%	A.V.	%	A.V.	%	A.V.	%	A.V.	%	A.V.	%	A.V.	%	A.V.	%
1	22	1,2%	18	1,0%	27	1,5%	42	2,3%	103	5,6%	141	7,7%	287	15,7%	410	22,4%	389	21,3%	389	21,3%	1828	100,0%
2	18	1,0%	21	1,2%	39	2,1%	49	2,7%	104	5,7%	182	10,0%	327	17,9%	432	23,7%	378	20,7%	276	15,1%	1826	100,0%
3	7	0,4%	4	0,2%	11	0,6%	17	0,9%	27	1,5%	60	3,3%	129	7,1%	303	16,6%	473	25,9%	797	43,6%	1828	100,0%
4	22	1,2%	22	1,2%	32	1,7%	45	2,5%	59	3,2%	136	7,4%	187	10,2%	327	17,8%	353	19,2%	651	35,5%	1834	100,0%
5	14	0,8%	18	1,0%	33	1,8%	42	2,3%	75	4,1%	126	6,9%	235	12,8%	412	22,5%	387	21,1%	490	26,7%	1832	100,0%
6	23	1,3%	22	1,2%	30	1,6%	40	2,2%	50	2,7%	110	6,0%	186	10,2%	328	18,0%	371	20,3%	665	36,4%	1825	100,0%
7	24	1,3%	19	1,0%	40	2,2%	36	2,0%	75	4,1%	132	7,2%	212	11,6%	414	22,6%	362	19,8%	517	28,2%	1831	100,0%
8	16	0,9%	8	0,4%	14	0,8%	16	0,9%	32	1,8%	54	3,0%	144	7,9%	351	19,2%	458	25,1%	733	40,1%	1826	100,0%
9	26	1,5%	21	1,2%	25	1,4%	49	2,8%	87	4,9%	141	7,9%	224	12,6%	362	20,4%	321	18,1%	521	29,3%	1777	100,0%

Legend

Item Description

- 1 I am interested in the course topics.
- 2 Overall I am satisfied with the way the course has been carried out.
- 3 The schedule of lectures, practice and any other teaching activities has been respected.
- 4 Your prior academic knowledge was adequate for understanding the topics covered in the course and included in the examination program.
- 5 The course material is adequate (useful/complete) for the study of the course subject.
- 6 The exam rules and procedures have been explained clearly.
- 7 The workload required for this course is appropriate compared to the number of credits allocated to it.
- 8 The course has been carried out in accordance with the syllabus published on the website.
- 9 The supplementary activities (practice, workshops, group work, etc.), if present, have been helpful in learning the course topics.

Academic Year

2023/2024

School

Undergraduate

Program

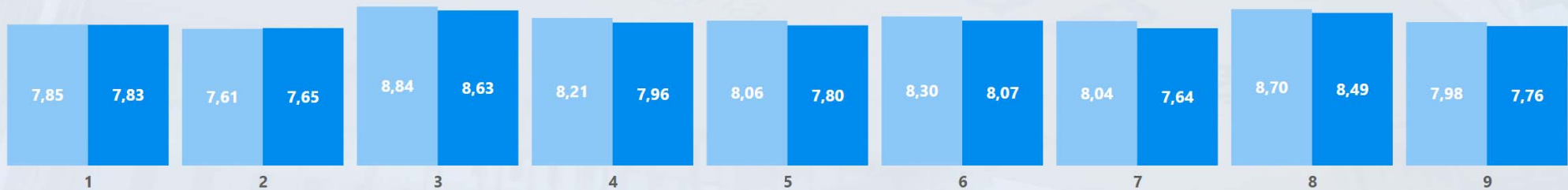
BESS-CLES

Legend

QID Description

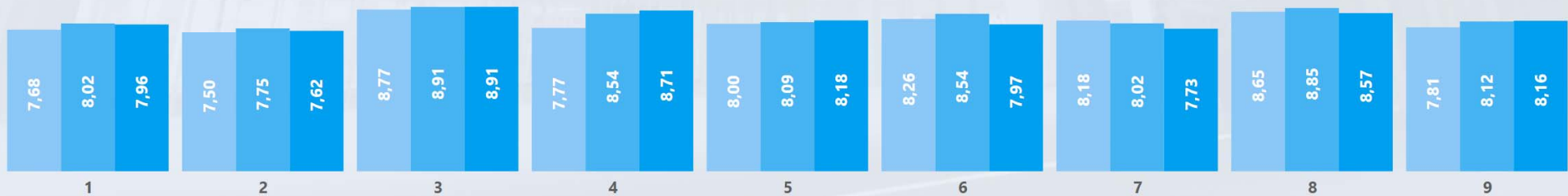
- 1 I am interested in the course topics.
- 2 Overall I am satisfied with the way the course has been carried out.
- 3 The schedule of lectures, practice and any other teaching activities has been respected.
- 4 Your prior academic knowledge was adequate for understanding the topics covered in the course and included in the examination program.
- 5 The course material is adequate (useful/complete) for the study of the course subject.
- 6 The exam rules and procedures have been explained clearly.
- 7 The workload required for this course is appropriate compared to the number of credits allocated to it.
- 8 The course has been carried out in accordance with the syllabus published on the website.
- 9 The supplementary activities (practice, workshops, group work, etc.), if present, have been helpful in learning the course topics.

AVERAGE RESPONSE VALUE



● Average Response Value ● School Average

BREAKDOWN OF AVERAGE RESPONSE VALUE BY YEAR OF STUDIES



● I ● II ● III

Academic Year

2023/2024

School

Undergraduate

Program

BESS-CLES

Legend

Item Description

- 10 The teaching activity is satisfactory.
- 11 The instructor is available for clarifications and explanations (even remotely).
- 12 The instructor stimulates interest in the course subject.
- 13 The instructor explains the topics in a clear manner.
- 14 The instructor encouraged interaction during the lessons.

RESPONSES DISTRIBUTION OF TEACHING ACTIVITIES

Item ▲	1		2		3		4		5		6		7		8		9		10		Totale	
	A.V.	%	A.V.	%	A.V.	%	A.V.	%	A.V.	%	A.V.	%	A.V.	%	A.V.	%	A.V.	%	A.V.	%	A.V.	%
10	41	1,5%	35	1,3%	41	1,5%	71	2,6%	124	4,5%	176	6,4%	391	14,2%	564	20,6%	558	20,3%	743	27,1%	2744	100,0%
11	45	1,7%	18	0,7%	25	0,9%	36	1,3%	95	3,5%	166	6,1%	297	11,0%	502	18,5%	561	20,7%	967	35,7%	2712	100,0%
12	60	2,2%	50	1,8%	52	1,9%	96	3,5%	149	5,4%	245	8,9%	366	13,3%	487	17,7%	473	17,2%	768	28,0%	2746	100,0%
13	43	1,6%	44	1,6%	63	2,3%	81	3,0%	133	4,9%	226	8,3%	358	13,1%	531	19,4%	535	19,5%	724	26,4%	2738	100,0%
14	64	2,3%	43	1,6%	54	2,0%	58	2,1%	141	5,1%	202	7,4%	341	12,4%	501	18,3%	463	16,9%	877	32,0%	2744	100,0%

Academic Year

2023/2024

School

Undergraduate

Program

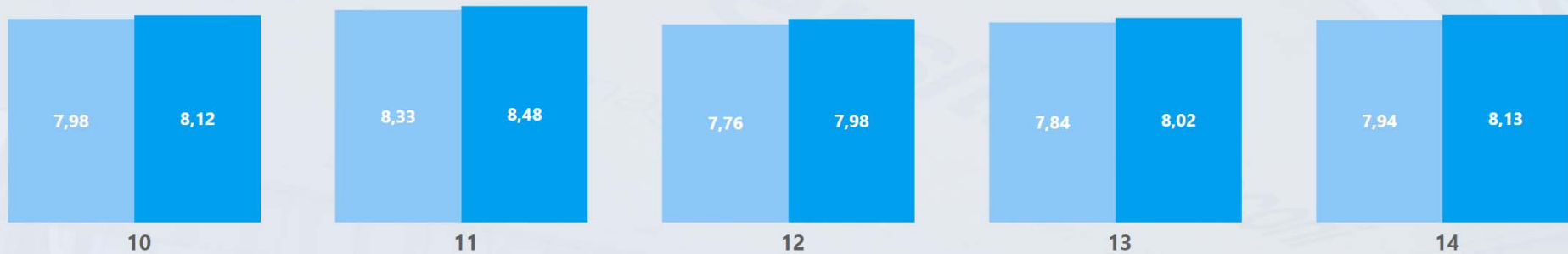
BESS-CLES

Legend

Item Description

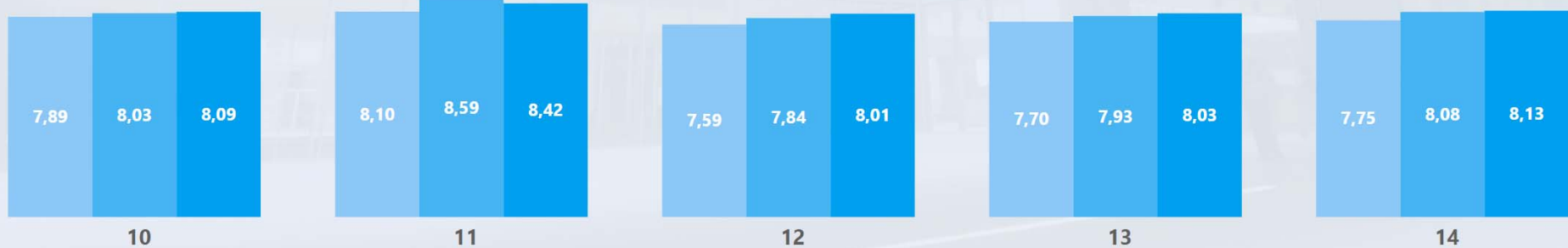
- 10 The teaching activity is satisfactory.
- 11 The instructor is available for clarifications and explanations (even remotely).
- 12 The instructor stimulates interest in the course subject.
- 13 The instructor explains the topics in a clear manner.
- 14 The instructor encouraged interaction during the lessons.

AVERAGE RESPONSE VALUE



● Average Response Value ● School Average

BREAKDOWN OF AVERAGE RESPONSE VALUE BY YEAR OF STUDIES



● I ● II ● III



3. Evaluation of Non-Attending Students

Academic Year

2023/2024

School

Undergraduate

Program

BESS-CLES

Legend

Item Description

- 15 Your prior academic knowledge was adequate for understanding the topics covered in the course and included in the examination program.
- 16 The workload required for this course is appropriate compared to the number of credits allocated to it.
- 17 The course material is adequate (useful/complete) for the study of the course subject.
- 18 The exam rules and procedures have been explained clearly.
- 19 The instructor is available for clarifications and explanations.

RESPONSES DISTRIBUTION OF COURSE ORGANIZATION

Item	1		2		3		4		5		6		7		8		9		10		Totale	
	A.V.	%	A.V.	%	A.V.	%	A.V.	%	A.V.	%	A.V.	%	A.V.	%	A.V.	%	A.V.	%	A.V.	%	A.V.	%
15	9	2,4%	6	1,6%	14	3,8%	19	5,1%	28	7,5%	42	11,3%	48	12,9%	51	13,7%	42	11,3%	114	30,6%	373	100,0%
16	8	2,2%	3	0,8%	8	2,2%	15	4,0%	37	10,0%	43	11,6%	50	13,5%	70	18,9%	53	14,3%	84	22,6%	371	100,0%
17	9	2,4%	6	1,6%	7	1,9%	15	4,1%	35	9,5%	39	10,6%	62	16,8%	62	16,8%	47	12,7%	87	23,6%	369	100,0%
18	3	0,8%	5	1,3%	6	1,6%	10	2,7%	35	9,4%	35	9,4%	45	12,1%	53	14,2%	71	19,1%	109	29,3%	372	100,0%
19	3	0,8%	3	0,8%	9	2,4%	11	3,0%	39	10,5%	42	11,4%	44	11,9%	59	15,9%	58	15,7%	102	27,6%	370	100,0%

Academic Year

2023/2024

School

Undergraduate

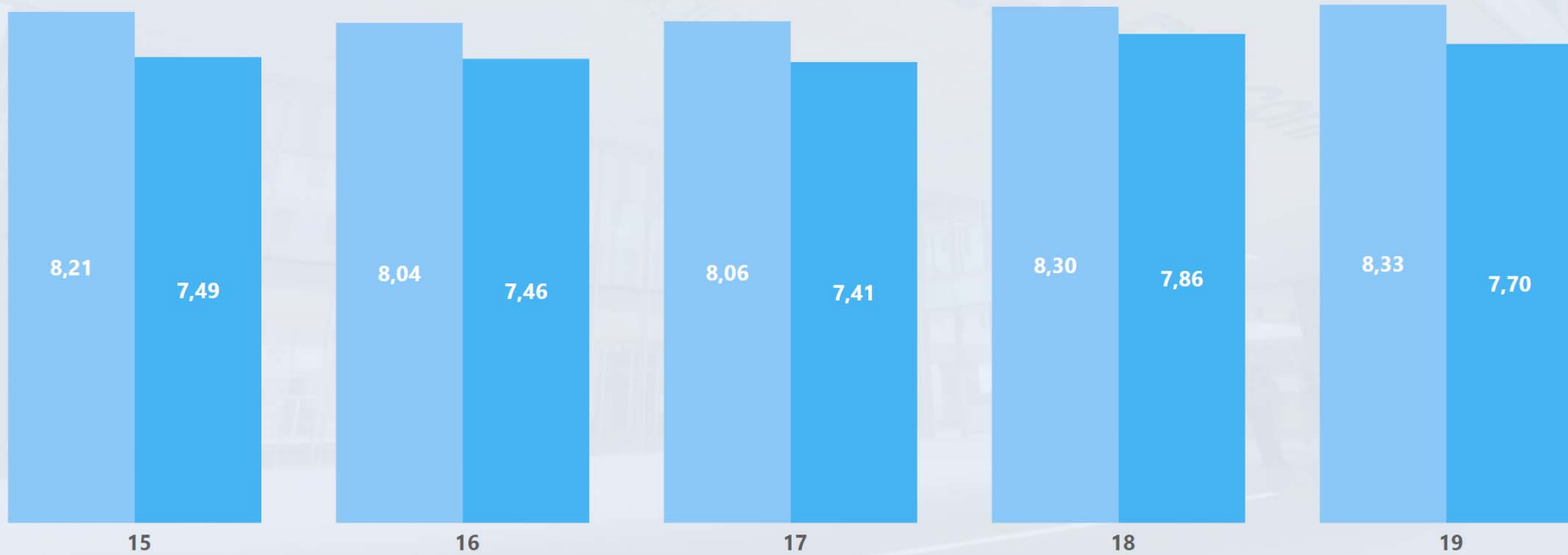
Program

BESS-CLES

Legend

Item	Description
15	Your prior academic knowledge was adequate for understanding the topics covered in the course and included in the examination program.
16	The workload required for this course is appropriate compared to the number of credits allocated to it.
17	The course material is adequate (useful/complete) for the study of the course subject.
18	The exam rules and procedures have been explained clearly.
19	The instructor is available for clarifications and explanations.

AVERAGE RESPONSE VALUE



● Attending ● Not Attending

Academic Year

2023/2024

School

Undergraduate

Program

BESS-CLES

Not Attending Eval.
TEACHING EVALUATION
DASHBOARD

MAIN REASON FOR NON-ATTENDANCE

Year of Studies Response	I		II		III		Totale	
	A.V.	%	A.V.	%	A.V.	%	A.V.	%
I attend the course (or similar one) during my Exchange Program.	7	3,5%	2	1,9%	128	44,6%	137	23,1%
I attended the course in a different class (not the one that was originally assigned to me)	1	0,5%	2	1,9%	3	1,0%	6	1,0%
I could not attend because I was working	29	14,6%	13	12,0%	58	20,2%	100	16,8%
I found the class attendance of little use for the exam preparation	76	38,2%	48	44,4%	34	11,8%	158	26,6%
I preferred to attend other courses this semester	36	18,1%	33	30,6%	27	9,4%	96	16,2%
Other reasons	50	25,1%	10	9,3%	37	12,9%	97	16,3%
Totale	199	100,0%	108	100,0%	287	100,0%	594	100,0%