



**Bocconi**

**Teaching Evaluation**

Bachelor of Science in

**Economics, Management and Computer Science**

a.y. 2023-24



# 1. Student information

Academic Year

2023/2024

School

Undergraduate

Program

BEMACS

Attendance

Tutte

## INVITATIONS

2374

## RESPONSES

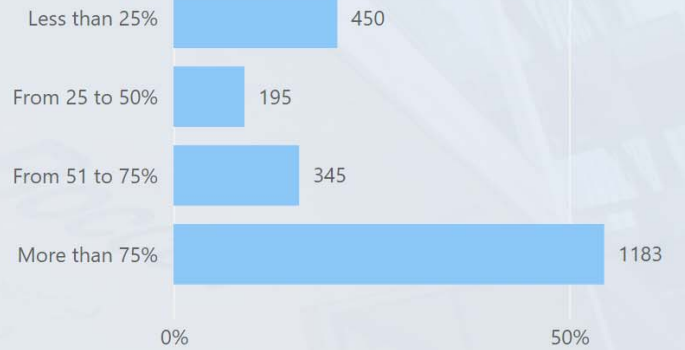
2173

## RESPONSES BY PROGRAM

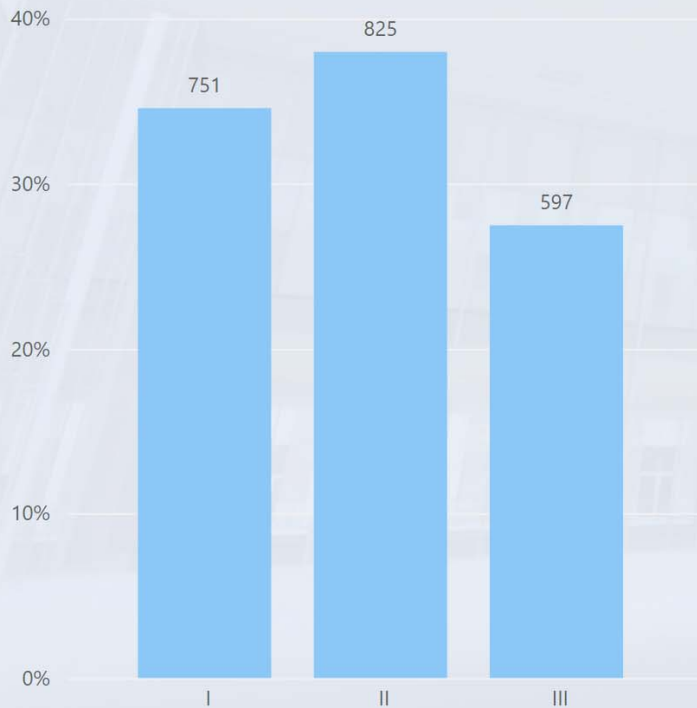
BEMACS

2173

## ATTENDANCE



## RESPONSES BY YEAR OF STUDIES



## RESPONSES BY NATIONALITY





## 2. Evaluation of Attending Students

## RESPONSES DISTRIBUTION OF COURSE ORGANIZATION

Item	1		2		3		4		5		6		7		8		9		10		Totale	
	A.V.	%	A.V.	%	A.V.	%	A.V.	%	A.V.	%	A.V.	%	A.V.	%	A.V.	%	A.V.	%	A.V.	%	A.V.	%
<b>1</b>	20	1,3%	12	0,8%	24	1,6%	33	2,2%	54	3,6%	108	7,2%	213	14,2%	364	24,2%	352	23,4%	324	21,5%	<b>1504</b>	<b>100,0%</b>
<b>2</b>	22	1,5%	17	1,1%	35	2,3%	36	2,4%	88	5,9%	153	10,2%	260	17,3%	389	25,9%	318	21,2%	184	12,3%	<b>1502</b>	<b>100,0%</b>
<b>3</b>	2	0,1%	1	0,1%	12	0,8%	15	1,0%	25	1,7%	49	3,3%	155	10,3%	261	17,4%	370	24,6%	612	40,7%	<b>1502</b>	<b>100,0%</b>
<b>4</b>	18	1,2%	25	1,7%	30	2,0%	58	3,9%	70	4,7%	101	6,7%	182	12,1%	289	19,2%	297	19,8%	432	28,8%	<b>1502</b>	<b>100,0%</b>
<b>5</b>	16	1,1%	18	1,2%	31	2,1%	51	3,4%	79	5,3%	150	10,0%	204	13,6%	314	20,9%	288	19,2%	349	23,3%	<b>1500</b>	<b>100,0%</b>
<b>6</b>	17	1,1%	10	0,7%	16	1,1%	30	2,0%	53	3,5%	114	7,6%	166	11,1%	294	19,7%	274	18,3%	521	34,8%	<b>1495</b>	<b>100,0%</b>
<b>7</b>	22	1,5%	19	1,3%	27	1,8%	32	2,1%	62	4,1%	93	6,2%	194	12,9%	360	24,0%	321	21,4%	370	24,7%	<b>1500</b>	<b>100,0%</b>
<b>8</b>	6	0,4%	2	0,1%	13	0,9%	10	0,7%	30	2,0%	63	4,2%	123	8,2%	312	20,8%	375	25,0%	565	37,7%	<b>1499</b>	<b>100,0%</b>
<b>9</b>	39	2,6%	30	2,0%	31	2,1%	43	2,9%	103	7,0%	128	8,7%	161	10,9%	287	19,5%	270	18,3%	383	26,0%	<b>1475</b>	<b>100,0%</b>

### Legend

Item Description

- 1 I am interested in the course topics.
- 2 Overall I am satisfied with the way the course has been carried out.
- 3 The schedule of lectures, practice and any other teaching activities has been respected.
- 4 Your prior academic knowledge was adequate for understanding the topics covered in the course and included in the examination program.
- 5 The course material is adequate (useful/complete) for the study of the course subject.
- 6 The exam rules and procedures have been explained clearly.
- 7 The workload required for this course is appropriate compared to the number of credits allocated to it.
- 8 The course has been carried out in accordance with the syllabus published on the website.
- 9 The supplementary activities (practice, workshops, group work, etc.), if present, have been helpful in learning the course topics.

Academic Year

2023/2024

School

Undergraduate

Program

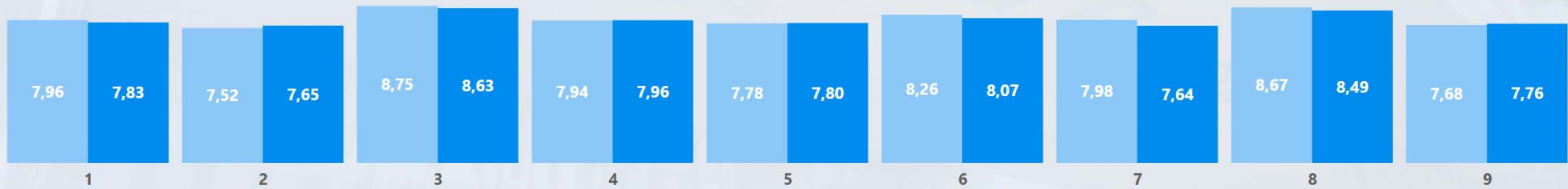
BEMACS

Legend

QID Description

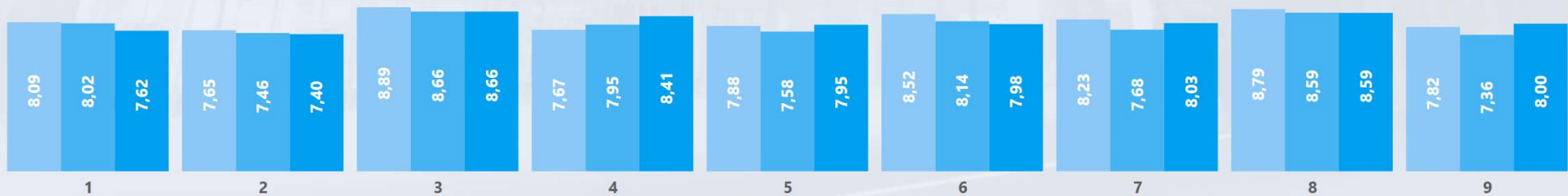
- 1 I am interested in the course topics.
- 2 Overall I am satisfied with the way the course has been carried out.
- 3 The schedule of lectures, practice and any other teaching activities has been respected.
- 4 Your prior academic knowledge was adequate for understanding the topics covered in the course and included in the examination program.
- 5 The course material is adequate (useful/complete) for the study of the course subject.
- 6 The exam rules and procedures have been explained clearly.
- 7 The workload required for this course is appropriate compared to the number of credits allocated to it.
- 8 The course has been carried out in accordance with the syllabus published on the website.
- 9 The supplementary activities (practice, workshops, group work, etc.), if present, have been helpful in learning the course topics.

## AVERAGE RESPONSE VALUE



● Average Response Value ● School Average

## BREAKDOWN OF AVERAGE RESPONSE VALUE BY YEAR OF STUDIES



● I ● II ● III

Academic Year

2023/2024

School

Undergraduate

Program

BEMACS

Legend

Item Description

- 10 The teaching activity is satisfactory.
- 11 The instructor is available for clarifications and explanations (even remotely).
- 12 The instructor stimulates interest in the course subject.
- 13 The instructor explains the topics in a clear manner.
- 14 The instructor encouraged interaction during the lessons.

## RESPONSES DISTRIBUTION OF TEACHING ACTIVITIES

Item ▲	1		2		3		4		5		6		7		8		9		10		Totale	
	A.V.	%	A.V.	%	A.V.	%	A.V.	%	A.V.	%	A.V.	%	A.V.	%	A.V.	%	A.V.	%	A.V.	%	A.V.	%
<b>10</b>	39	1,4%	26	0,9%	55	2,0%	66	2,4%	94	3,4%	236	8,5%	357	12,8%	563	20,3%	623	22,4%	721	25,9%	<b>2780</b>	<b>100,0%</b>
<b>11</b>	20	0,7%	24	0,9%	27	1,0%	35	1,3%	92	3,3%	160	5,8%	303	10,9%	498	18,0%	639	23,1%	971	35,1%	<b>2769</b>	<b>100,0%</b>
<b>12</b>	54	1,9%	52	1,9%	44	1,6%	97	3,5%	129	4,6%	247	8,9%	341	12,3%	487	17,5%	552	19,9%	776	27,9%	<b>2779</b>	<b>100,0%</b>
<b>13</b>	45	1,6%	38	1,4%	64	2,3%	87	3,1%	156	5,6%	253	9,1%	366	13,2%	545	19,6%	552	19,9%	670	24,1%	<b>2776</b>	<b>100,0%</b>
<b>14</b>	30	1,1%	40	1,4%	37	1,3%	86	3,1%	119	4,3%	215	7,7%	352	12,7%	535	19,3%	553	19,9%	812	29,2%	<b>2779</b>	<b>100,0%</b>

Academic Year

2023/2024

School

Undergraduate

Program

BEMACS

Legend

Item Description

- 10 The teaching activity is satisfactory.
- 11 The instructor is available for clarifications and explanations (even remotely).
- 12 The instructor stimulates interest in the course subject.
- 13 The instructor explains the topics in a clear manner.
- 14 The instructor encouraged interaction during the lessons.

## AVERAGE RESPONSE VALUE



● Average Response Value ● School Average

## BREAKDOWN OF AVERAGE RESPONSE VALUE BY YEAR OF STUDIES



● I ● II ● III





### 3. Evaluation of Non-Attending Students

Academic Year

2023/2024

School

Undergraduate

Program

BEMACS

Legend

Item	Description
15	Your prior academic knowledge was adequate for understanding the topics covered in the course and included in the examination program.
16	The workload required for this course is appropriate compared to the number of credits allocated to it.
17	The course material is adequate (useful/complete) for the study of the course subject.
18	The exam rules and procedures have been explained clearly.
19	The instructor is available for clarifications and explanations.

## RESPONSES DISTRIBUTION OF COURSE ORGANIZATION

Item	1		2		3		4		5		6		7		8		9		10		Totale	
	A.V.	%	A.V.	%	A.V.	%	A.V.	%	A.V.	%	A.V.	%	A.V.	%	A.V.	%	A.V.	%	A.V.	%	A.V.	%
15	12	2,8%	4	0,9%	7	1,6%	14	3,2%	45	10,4%	35	8,1%	62	14,3%	78	18,0%	44	10,1%	133	30,6%	<b>434</b>	<b>100,0%</b>
16	16	3,7%	6	1,4%	9	2,1%	8	1,9%	40	9,3%	52	12,1%	66	15,3%	73	16,9%	62	14,4%	99	23,0%	<b>431</b>	<b>100,0%</b>
17	12	2,8%	8	1,9%	11	2,6%	11	2,6%	42	9,7%	43	10,0%	62	14,4%	79	18,3%	65	15,1%	98	22,7%	<b>431</b>	<b>100,0%</b>
18	12	2,8%	3	0,7%	3	0,7%	13	3,0%	33	7,7%	39	9,1%	52	12,1%	84	19,6%	65	15,2%	125	29,1%	<b>429</b>	<b>100,0%</b>
19	8	1,9%	1	0,2%	4	0,9%	7	1,6%	39	9,1%	32	7,5%	47	11,0%	82	19,2%	74	17,3%	134	31,3%	<b>428</b>	<b>100,0%</b>

Academic Year

2023/2024

School

Undergraduate

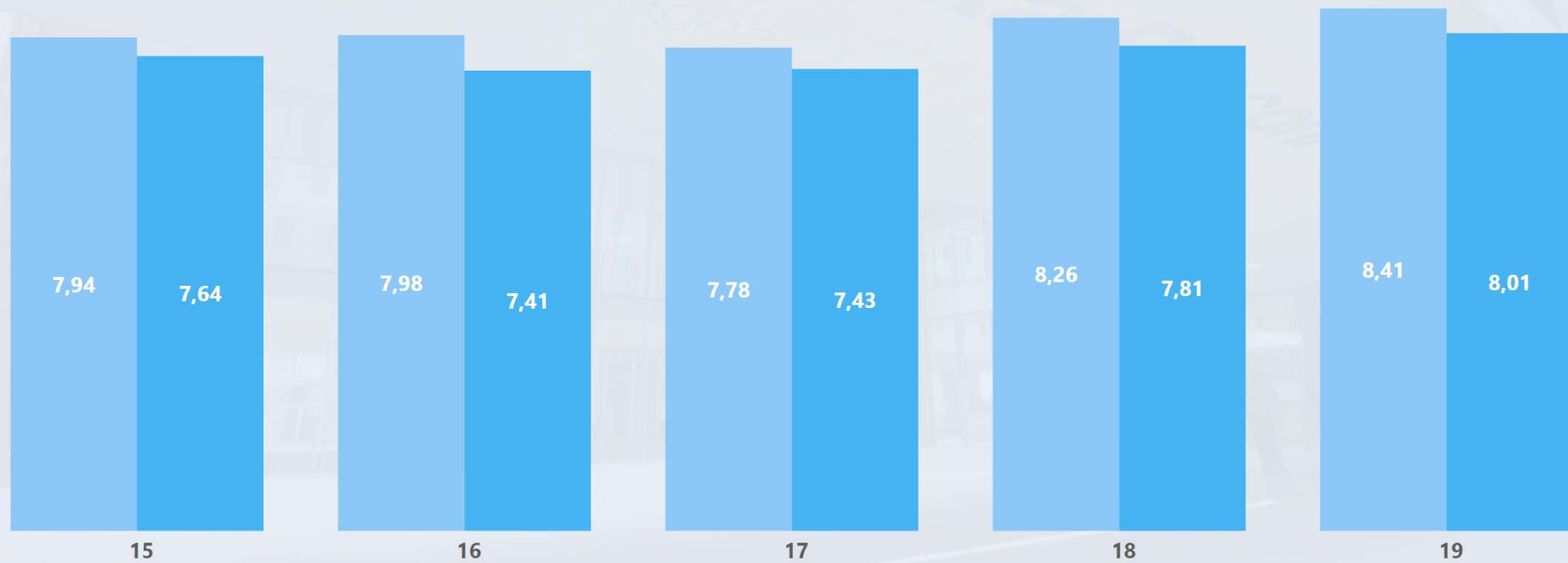
Program

BEMACS

Legend

Item	Description
15	Your prior academic knowledge was adequate for understanding the topics covered in the course and included in the examination program.
16	The workload required for this course is appropriate compared to the number of credits allocated to it.
17	The course material is adequate (useful/complete) for the study of the course subject.
18	The exam rules and procedures have been explained clearly.
19	The instructor is available for clarifications and explanations.

## AVERAGE RESPONSE VALUE



● Attending ● Not Attending

Academic Year

2023/2024

School

Undergraduate

Program

BEMACS

**Not Attending Eval.**  
TEACHING EVALUATION  
DASHBOARD

## MAIN REASON FOR NON-ATTENDANCE

Year of Studies Response	I		II		III		Totale	
	A.V.	%	A.V.	%	A.V.	%	A.V.	%
<b>I attend the course (or similar one) during my Exchange Program.</b>	2	1,4%	2	0,9%	94	35,5%	<b>98</b>	<b>15,2%</b>
<b>I attended the course in a different class (not the one that was originally assigned to me)</b>	2	1,4%	10	4,3%	4	1,5%	<b>16</b>	<b>2,5%</b>
<b>I could not attend because I was working</b>	10	6,8%	58	25,1%	68	25,7%	<b>136</b>	<b>21,1%</b>
<b>I found the class attendance of little use for the exam preparation</b>	49	33,1%	69	29,9%	25	9,4%	<b>143</b>	<b>22,2%</b>
<b>I preferred to attend other courses this semester</b>	45	30,4%	65	28,1%	32	12,1%	<b>142</b>	<b>22,0%</b>
<b>Other reasons</b>	40	27,0%	27	11,7%	42	15,8%	<b>109</b>	<b>16,9%</b>
<b>Totale</b>	<b>148</b>	<b>100,0%</b>	<b>231</b>	<b>100,0%</b>	<b>265</b>	<b>100,0%</b>	<b>644</b>	<b>100,0%</b>