



Bocconi

Teaching Evaluation

Bachelor of Science in

**Mathematical and Computing Sciences for
Artificial Intelligence**

a.y. 2023-24



1. Student information

Academic Year

2023/2024

School

Undergraduate

Program

BAI

Attendance

Tutte

INVITATIONS

1669

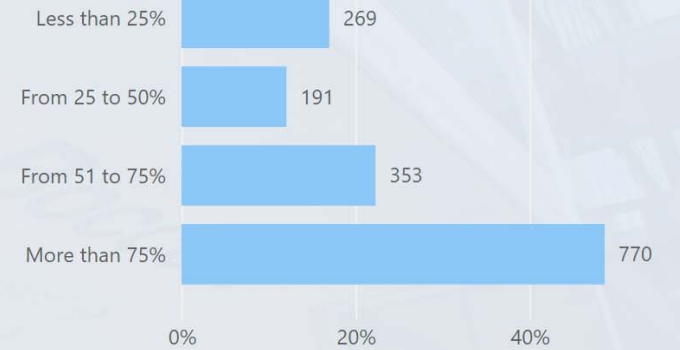
RESPONSES

1583

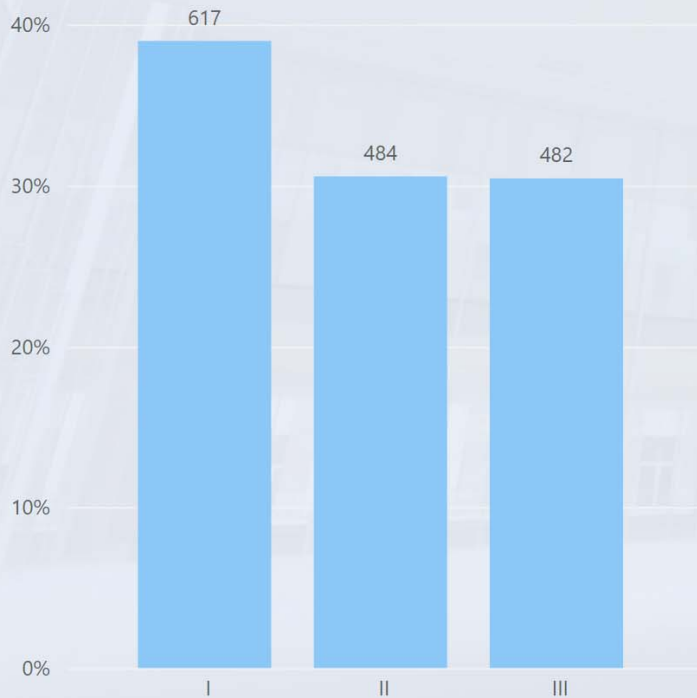
RESPONSES BY PROGRAM

BAI 1583

ATTENDANCE



RESPONSES BY YEAR OF STUDIES



RESPONSES BY NATIONALITY





2. Evaluation of Attending Students

RESPONSES DISTRIBUTION OF COURSE ORGANIZATION

Item	1		2		3		4		5		6		7		8		9		10		Totale	
	A.V.	%	A.V.	%	A.V.	%	A.V.	%	A.V.	%	A.V.	%	A.V.	%	A.V.	%	A.V.	%	A.V.	%	A.V.	%
1	18	1,6%	9	0,8%	15	1,4%	10	0,9%	27	2,5%	87	7,9%	148	13,5%	258	23,5%	261	23,7%	267	24,3%	1100	100,0%
2	28	2,5%	24	2,2%	27	2,5%	43	3,9%	77	7,0%	108	9,8%	180	16,3%	257	23,3%	225	20,4%	132	12,0%	1101	100,0%
3	3	0,3%	6	0,5%	7	0,6%	10	0,9%	26	2,4%	56	5,1%	93	8,5%	192	17,5%	259	23,5%	448	40,7%	1100	100,0%
4	33	3,0%	24	2,2%	30	2,7%	57	5,2%	74	6,7%	93	8,5%	145	13,2%	206	18,7%	204	18,5%	234	21,3%	1100	100,0%
5	38	3,5%	28	2,5%	32	2,9%	47	4,3%	83	7,5%	92	8,4%	145	13,2%	197	17,9%	222	20,2%	217	19,7%	1101	100,0%
6	26	2,4%	11	1,0%	20	1,8%	24	2,2%	59	5,4%	67	6,1%	127	11,5%	237	21,5%	207	18,8%	323	29,3%	1101	100,0%
7	36	3,3%	25	2,3%	25	2,3%	35	3,2%	68	6,2%	86	7,8%	149	13,6%	252	22,9%	212	19,3%	211	19,2%	1099	100,0%
8	27	2,5%	12	1,1%	25	2,3%	19	1,7%	40	3,7%	42	3,8%	101	9,2%	207	18,9%	252	23,0%	369	33,7%	1094	100,0%
9	40	3,7%	25	2,3%	28	2,6%	28	2,6%	72	6,7%	94	8,8%	138	12,8%	200	18,6%	201	18,7%	248	23,1%	1074	100,0%

Legend

Item Description

- 1 I am interested in the course topics.
- 2 Overall I am satisfied with the way the course has been carried out.
- 3 The schedule of lectures, practice and any other teaching activities has been respected.
- 4 Your prior academic knowledge was adequate for understanding the topics covered in the course and included in the examination program.
- 5 The course material is adequate (useful/complete) for the study of the course subject.
- 6 The exam rules and procedures have been explained clearly.
- 7 The workload required for this course is appropriate compared to the number of credits allocated to it.
- 8 The course has been carried out in accordance with the syllabus published on the website.
- 9 The supplementary activities (practice, workshops, group work, etc.), if present, have been helpful in learning the course topics.

Academic Year

2023/2024

School

Undergraduate

Program

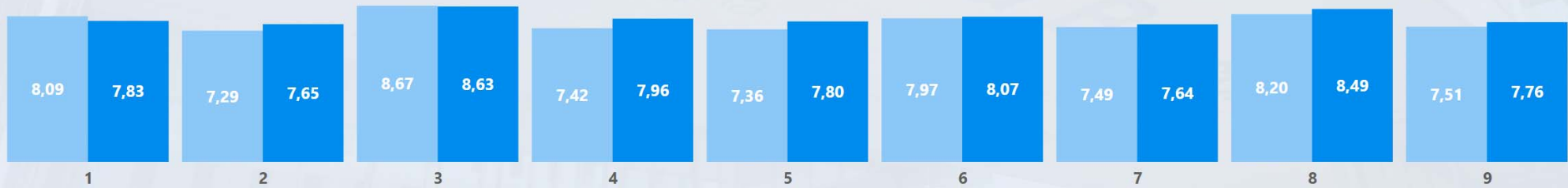
BAI

Legend

QID Description

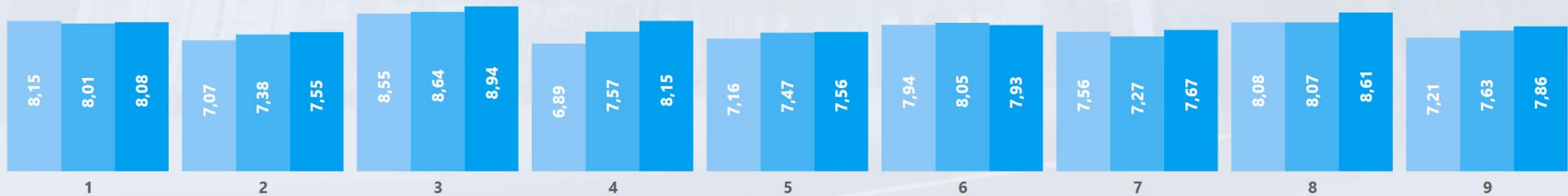
- 1 I am interested in the course topics.
- 2 Overall I am satisfied with the way the course has been carried out.
- 3 The schedule of lectures, practice and any other teaching activities has been respected.
- 4 Your prior academic knowledge was adequate for understanding the topics covered in the course and included in the examination program.
- 5 The course material is adequate (useful/complete) for the study of the course subject.
- 6 The exam rules and procedures have been explained clearly.
- 7 The workload required for this course is appropriate compared to the number of credits allocated to it.
- 8 The course has been carried out in accordance with the syllabus published on the website.
- 9 The supplementary activities (practice, workshops, group work, etc.), if present, have been helpful in learning the course topics.

AVERAGE RESPONSE VALUE



● Average Response Value ● School Average

BREAKDOWN OF AVERAGE RESPONSE VALUE BY YEAR OF STUDIES



● I ● II ● III

Academic Year

2023/2024

School

Undergraduate

Program

BAI

Legend

Item Description

- 10 The teaching activity is satisfactory.
- 11 The instructor is available for clarifications and explanations (even remotely).
- 12 The instructor stimulates interest in the course subject.
- 13 The instructor explains the topics in a clear manner.
- 14 The instructor encouraged interaction during the lessons.

RESPONSES DISTRIBUTION OF TEACHING ACTIVITIES

Item	1		2		3		4		5		6		7		8		9		10		Totale	
	A.V.	%	A.V.	%	A.V.	%	A.V.	%	A.V.	%	A.V.	%	A.V.	%	A.V.	%	A.V.	%	A.V.	%	A.V.	%
10	33	1,9%	22	1,2%	31	1,7%	45	2,5%	71	4,0%	131	7,4%	257	14,5%	385	21,7%	378	21,3%	422	23,8%	1775	100,0%
11	21	1,2%	2	0,1%	10	0,6%	18	1,0%	49	2,8%	114	6,5%	190	10,9%	326	18,7%	408	23,4%	607	34,8%	1745	100,0%
12	32	1,8%	29	1,6%	54	3,0%	44	2,5%	94	5,3%	153	8,6%	250	14,1%	343	19,3%	337	19,0%	438	24,7%	1774	100,0%
13	44	2,5%	29	1,6%	39	2,2%	59	3,3%	113	6,4%	165	9,3%	254	14,4%	349	19,7%	359	20,3%	359	20,3%	1770	100,0%
14	28	1,6%	27	1,5%	42	2,4%	51	2,9%	91	5,1%	153	8,6%	245	13,8%	353	19,9%	322	18,2%	462	26,0%	1774	100,0%

Academic Year

2023/2024

School

Undergraduate

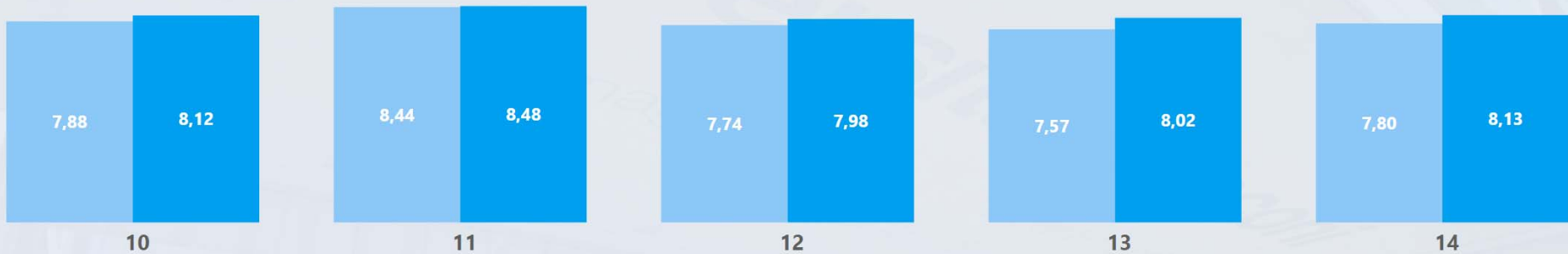
Program

BAI

Legend

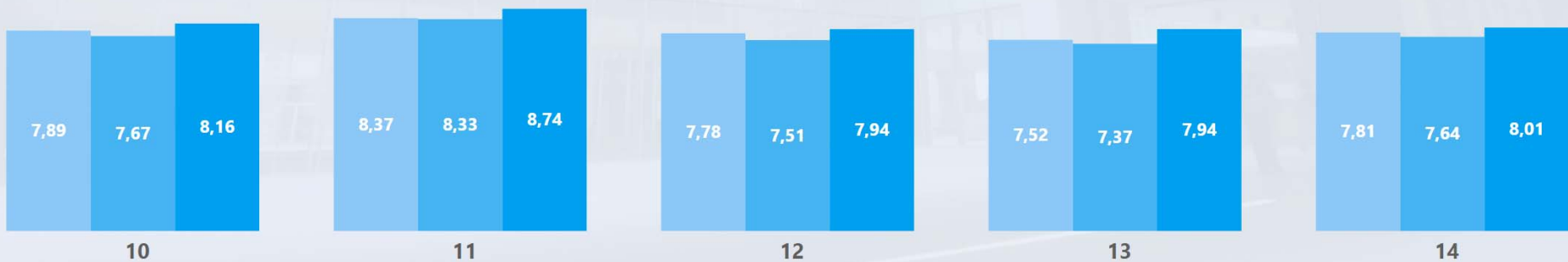
Item	Description
10	The teaching activity is satisfactory.
11	The instructor is available for clarifications and explanations (even remotely).
12	The instructor stimulates interest in the course subject.
13	The instructor explains the topics in a clear manner.
14	The instructor encouraged interaction during the lessons.

AVERAGE RESPONSE VALUE



● Average Response Value ● School Average

BREAKDOWN OF AVERAGE RESPONSE VALUE BY YEAR OF STUDIES



● I ● II ● III



3. Evaluation of Non-Attending Students

Academic Year

2023/2024

School

Undergraduate

Program

BAI

Legend

Item Description

- 15 Your prior academic knowledge was adequate for understanding the topics covered in the course and included in the examination program.
- 16 The workload required for this course is appropriate compared to the number of credits allocated to it.
- 17 The course material is adequate (useful/complete) for the study of the course subject.
- 18 The exam rules and procedures have been explained clearly.
- 19 The instructor is available for clarifications and explanations.

RESPONSES DISTRIBUTION OF COURSE ORGANIZATION

Item	1		2		3		4		5		6		7		8		9		10		Totale	
	A.V.	%	A.V.	%	A.V.	%	A.V.	%	A.V.	%	A.V.	%	A.V.	%	A.V.	%	A.V.	%	A.V.	%	A.V.	%
15	19	5,5%	4	1,1%	12	3,4%	23	6,6%	28	8,0%	35	10,1%	45	12,9%	67	19,3%	47	13,5%	68	19,5%	348	100,0%
16	8	2,3%	14	4,1%	14	4,1%	8	2,3%	35	10,2%	27	7,9%	47	13,7%	74	21,6%	54	15,7%	62	18,1%	343	100,0%
17	18	5,2%	16	4,7%	19	5,5%	22	6,4%	24	7,0%	34	9,9%	41	11,9%	56	16,3%	49	14,2%	65	18,9%	344	100,0%
18	8	2,3%	7	2,0%	13	3,8%	14	4,1%	31	9,1%	25	7,3%	33	9,6%	61	17,8%	54	15,8%	96	28,1%	342	100,0%
19	3	0,9%	3	0,9%	5	1,5%	4	1,2%	22	6,5%	21	6,2%	42	12,4%	76	22,4%	66	19,5%	97	28,6%	339	100,0%

Academic Year

2023/2024

School

Undergraduate

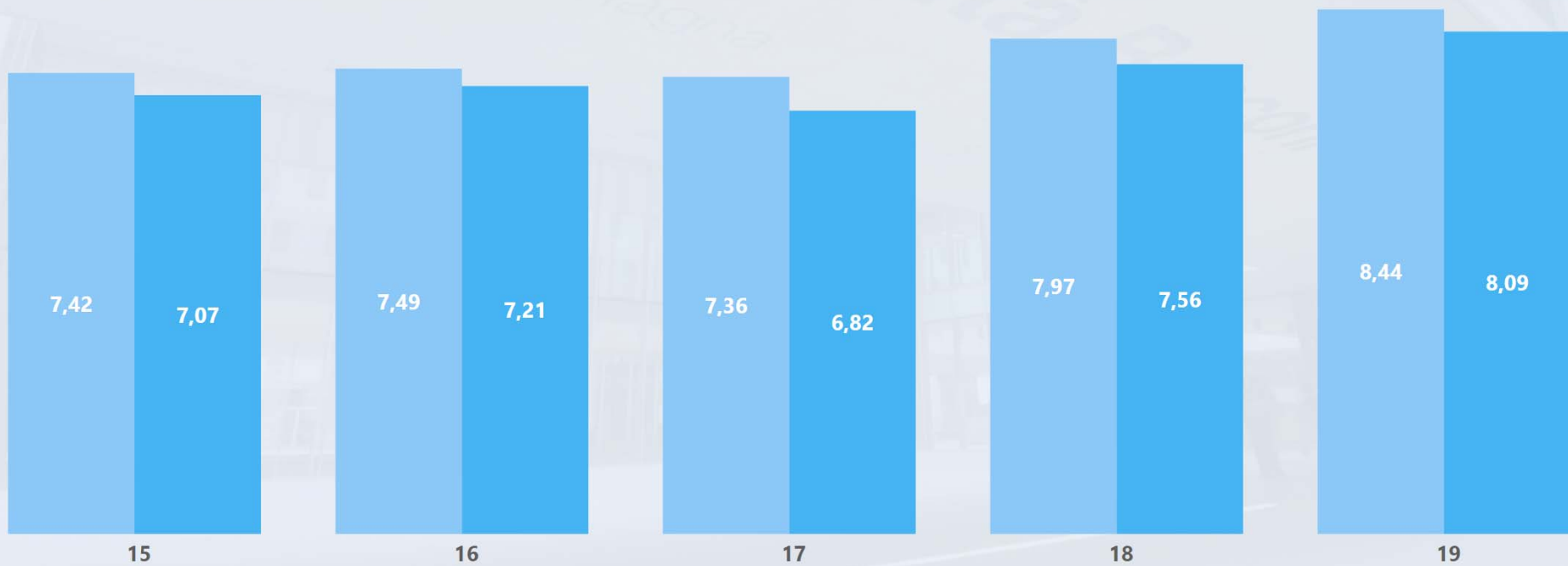
Program

BAI

Legend

Item	Description
15	Your prior academic knowledge was adequate for understanding the topics covered in the course and included in the examination program.
16	The workload required for this course is appropriate compared to the number of credits allocated to it.
17	The course material is adequate (useful/complete) for the study of the course subject.
18	The exam rules and procedures have been explained clearly.
19	The instructor is available for clarifications and explanations.

AVERAGE RESPONSE VALUE



● Attending ● Not Attending

Academic Year

2023/2024

School

Undergraduate

Program

BAI

Not Attending Eval.
TEACHING EVALUATION
DASHBOARD

MAIN REASON FOR NON-ATTENDANCE

Year of Studies Response	I		II		III		Totale	
	A.V.	%	A.V.	%	A.V.	%	A.V.	%
I attend the course (or similar one) during my Exchange Program.	1	0,7%	0		70	34,0%	71	15,5%
I attended the course in a different class (not the one that was originally assigned to me)	1	0,7%	0		2	1,0%	3	0,7%
I could not attend because I was working	11	8,0%	11	9,6%	39	18,9%	61	13,3%
I found the class attendance of little use for the exam preparation	73	53,3%	56	49,1%	31	15,0%	160	35,0%
I preferred to attend other courses this semester	26	19,0%	32	28,1%	47	22,8%	105	23,0%
Other reasons	25	18,2%	15	13,2%	17	8,3%	57	12,5%
Totale	137	100,0%	114	100,0%	206	100,0%	457	100,0%