

The background is a blue-tinted photograph of a modern glass-walled building. Overlaid on the image is the text 'Bocconi' in a large, white, serif font. Below it, 'Teaching Evaluation' is written in a smaller, white, sans-serif font. Further down, 'Master of Science in' is in a smaller, white, sans-serif font. The main title 'Amministrazione, Finanza Aziendale e Controllo' is in a large, white, sans-serif font. At the bottom, 'a.y. 2023-24' is in a smaller, white, sans-serif font. There are also some faint, larger text elements in the background, such as 'Università Bocconi' and 'aula magna', which are partially obscured by the main text.

# Bocconi

## Teaching Evaluation

Master of Science in

# Amministrazione, Finanza Aziendale e Controllo

a.y. 2023-24



# 1. Student information

Academic Year

2023/2024

School

Graduate

Program

AFC

Attendance

Tutte

## INVITATIONS

2949

## RESPONSES

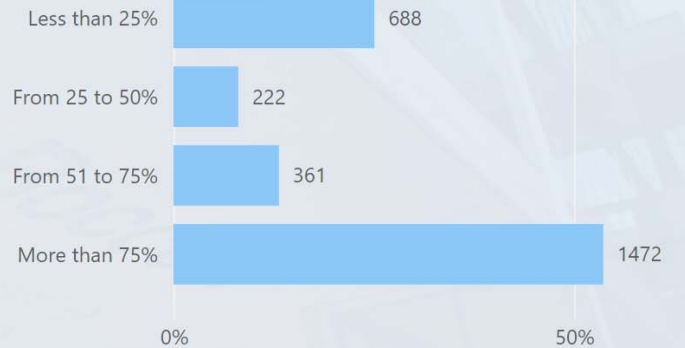
2743

## RESPONSES BY PROGRAM

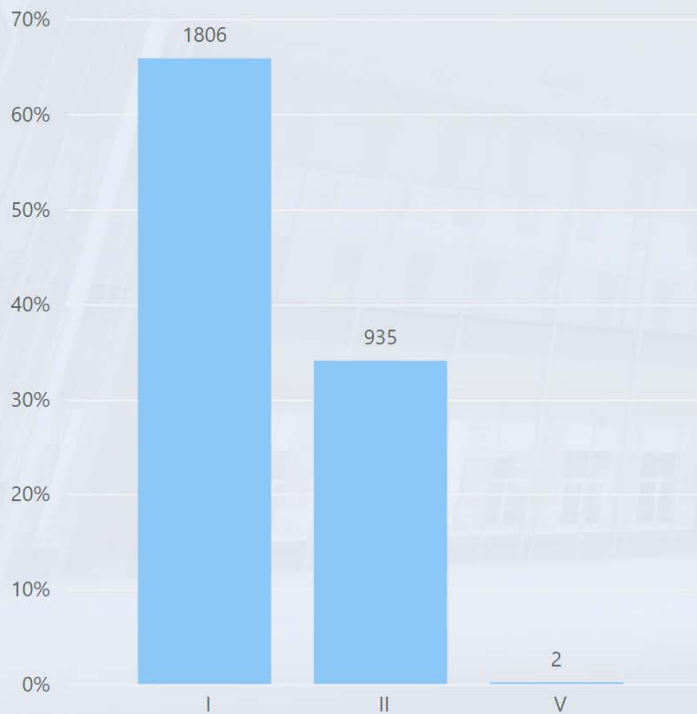
AFC

2743


## ATTENDANCE



## RESPONSES BY YEAR OF STUDIES



## RESPONSES BY NATIONALITY





## 2. Evaluation of Attending Students

## RESPONSES DISTRIBUTION OF COURSE ORGANIZATION

Item	1		2		3		4		5		6		7		8		9		10		Totale	
	A.V.	%	A.V.	%	A.V.	%	A.V.	%	A.V.	%	A.V.	%	A.V.	%	A.V.	%	A.V.	%	A.V.	%	A.V.	%
1	13	0,7%	12	0,7%	23	1,3%	28	1,5%	63	3,5%	130	7,1%	283	15,5%	472	25,9%	415	22,8%	382	21,0%	<b>1821</b>	<b>100,0%</b>
2	27	1,5%	20	1,1%	44	2,4%	60	3,3%	91	5,0%	203	11,2%	313	17,2%	467	25,7%	376	20,7%	218	12,0%	<b>1819</b>	<b>100,0%</b>
3	4	0,2%	12	0,7%	7	0,4%	19	1,0%	30	1,6%	85	4,7%	174	9,6%	388	21,3%	489	26,9%	611	33,6%	<b>1819</b>	<b>100,0%</b>
4	17	0,9%	21	1,2%	20	1,1%	41	2,3%	70	3,8%	140	7,7%	242	13,3%	454	25,0%	436	24,0%	378	20,8%	<b>1819</b>	<b>100,0%</b>
5	30	1,6%	40	2,2%	47	2,6%	61	3,3%	105	5,8%	183	10,0%	303	16,6%	386	21,2%	376	20,6%	291	16,0%	<b>1822</b>	<b>100,0%</b>
6	17	0,9%	14	0,8%	11	0,6%	34	1,9%	70	3,9%	114	6,3%	250	13,8%	428	23,6%	430	23,7%	448	24,7%	<b>1816</b>	<b>100,0%</b>
7	34	1,9%	36	2,0%	30	1,7%	55	3,0%	105	5,8%	149	8,2%	247	13,6%	460	25,4%	400	22,1%	298	16,4%	<b>1814</b>	<b>100,0%</b>
8	17	0,9%	6	0,3%	11	0,6%	21	1,2%	38	2,1%	89	4,9%	216	11,9%	436	24,1%	482	26,6%	493	27,3%	<b>1809</b>	<b>100,0%</b>
9	46	2,7%	21	1,2%	39	2,3%	37	2,2%	131	7,7%	141	8,3%	220	12,9%	399	23,4%	317	18,6%	356	20,9%	<b>1707</b>	<b>100,0%</b>

### Legend

Item Description

- 1 I am interested in the course topics.
- 2 Overall I am satisfied with the way the course has been carried out.
- 3 The schedule of lectures, practice and any other teaching activities has been respected.
- 4 Your prior academic knowledge was adequate for understanding the topics covered in the course and included in the examination program.
- 5 The course material is adequate (useful/complete) for the study of the course subject.
- 6 The exam rules and procedures have been explained clearly.
- 7 The workload required for this course is appropriate compared to the number of credits allocated to it.
- 8 The course has been carried out in accordance with the syllabus published on the website.
- 9 The supplementary activities (practice, workshops, group work, etc.), if present, have been helpful in learning the course topics.

Academic Year

2023/2024

School

Graduate

Program

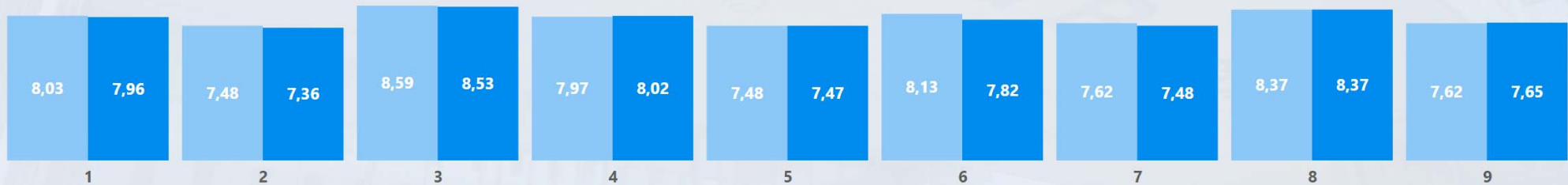
AFC

Legend

QID Description

- 1 I am interested in the course topics.
- 2 Overall I am satisfied with the way the course has been carried out.
- 3 The schedule of lectures, practice and any other teaching activities has been respected.
- 4 Your prior academic knowledge was adequate for understanding the topics covered in the course and included in the examination program.
- 5 The course material is adequate (useful/complete) for the study of the course subject.
- 6 The exam rules and procedures have been explained clearly.
- 7 The workload required for this course is appropriate compared to the number of credits allocated to it.
- 8 The course has been carried out in accordance with the syllabus published on the website.
- 9 The supplementary activities (practice, workshops, group work, etc.), if present, have been helpful in learning the course topics.

## AVERAGE RESPONSE VALUE



● Average Response Value ● School Average

## BREAKDOWN OF AVERAGE RESPONSE VALUE BY YEAR OF STUDIES



● I ● II

Academic Year

2023/2024

School

Graduate

Program

AFC

Legend

Item Description

- 10 The teaching activity is satisfactory.
- 11 The instructor is available for clarifications and explanations (even remotely).
- 12 The instructor stimulates interest in the course subject.
- 13 The instructor explains the topics in a clear manner.
- 14 The instructor encouraged interaction during the lessons.

## RESPONSES DISTRIBUTION OF TEACHING ACTIVITIES

Item ▲	1		2		3		4		5		6		7		8		9		10		Totale	
	A.V.	%	A.V.	%	A.V.	%	A.V.	%	A.V.	%	A.V.	%	A.V.	%	A.V.	%	A.V.	%	A.V.	%	A.V.	%
<b>10</b>	36	1,2%	29	1,0%	49	1,6%	71	2,3%	115	3,8%	254	8,3%	444	14,6%	693	22,8%	687	22,6%	667	21,9%	<b>3045</b>	<b>100,0%</b>
<b>11</b>	25	0,8%	17	0,6%	22	0,7%	32	1,1%	107	3,6%	174	5,8%	362	12,1%	673	22,4%	731	24,4%	855	28,5%	<b>2998</b>	<b>100,0%</b>
<b>12</b>	52	1,7%	42	1,4%	64	2,1%	79	2,6%	141	4,6%	263	8,6%	423	13,9%	683	22,4%	615	20,2%	683	22,4%	<b>3045</b>	<b>100,0%</b>
<b>13</b>	48	1,6%	48	1,6%	62	2,0%	90	3,0%	139	4,6%	257	8,4%	413	13,6%	688	22,6%	633	20,8%	666	21,9%	<b>3044</b>	<b>100,0%</b>
<b>14</b>	55	1,8%	48	1,6%	39	1,3%	73	2,4%	154	5,1%	242	8,0%	439	14,4%	656	21,6%	602	19,8%	734	24,1%	<b>3042</b>	<b>100,0%</b>

Academic Year

2023/2024

School

Graduate

Program

AFC

Legend

Item Description

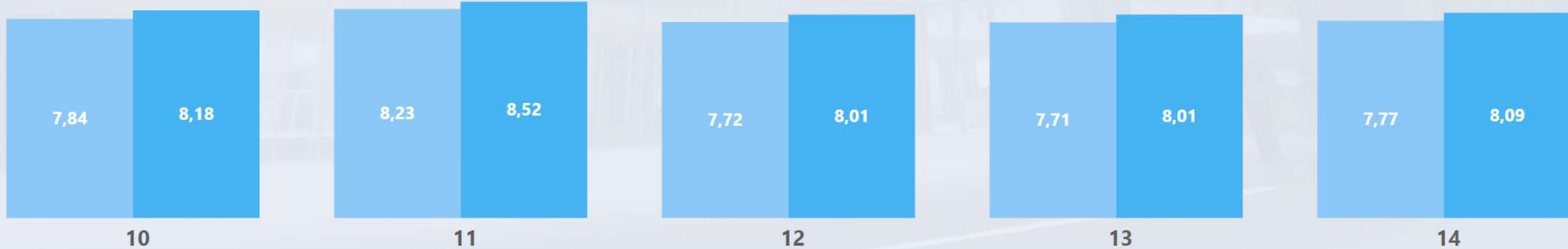
- 10 The teaching activity is satisfactory.
- 11 The instructor is available for clarifications and explanations (even remotely).
- 12 The instructor stimulates interest in the course subject.
- 13 The instructor explains the topics in a clear manner.
- 14 The instructor encouraged interaction during the lessons.

## AVERAGE RESPONSE VALUE



● Average Response Value ● School Average

## BREAKDOWN OF AVERAGE RESPONSE VALUE BY YEAR OF STUDIES



● I ● II





### 3. Evaluation of Non-Attending Students

Academic Year

2023/2024

School

Graduate

Program

AFC

Legend

Item Description

- 15 Your prior academic knowledge was adequate for understanding the topics covered in the course and included in the examination program.
- 16 The workload required for this course is appropriate compared to the number of credits allocated to it.
- 17 The course material is adequate (useful/complete) for the study of the course subject.
- 18 The exam rules and procedures have been explained clearly.
- 19 The instructor is available for clarifications and explanations.

## RESPONSES DISTRIBUTION OF COURSE ORGANIZATION

Item	1		2		3		4		5		6		7		8		9		10		Totale	
	A.V.	%	A.V.	%	A.V.	%	A.V.	%	A.V.	%	A.V.	%	A.V.	%	A.V.	%	A.V.	%	A.V.	%	A.V.	%
15	7	1,2%	9	1,5%	16	2,7%	15	2,6%	58	9,9%	86	14,8%	76	13,0%	141	24,2%	74	12,7%	101	17,3%	<b>583</b>	<b>100,0%</b>
16	12	2,1%	10	1,7%	19	3,3%	13	2,2%	64	11,0%	90	15,5%	102	17,6%	129	22,2%	66	11,4%	75	12,9%	<b>580</b>	<b>100,0%</b>
17	16	2,7%	9	1,5%	18	3,1%	24	4,1%	61	10,4%	90	15,4%	102	17,4%	112	19,1%	71	12,1%	82	14,0%	<b>585</b>	<b>100,0%</b>
18	14	2,4%	2	0,3%	12	2,1%	14	2,4%	47	8,0%	77	13,2%	89	15,2%	137	23,5%	90	15,4%	102	17,5%	<b>584</b>	<b>100,0%</b>
19	9	1,6%	3	0,5%	8	1,4%	9	1,6%	48	8,4%	79	13,9%	83	14,6%	111	19,5%	100	17,6%	119	20,9%	<b>569</b>	<b>100,0%</b>

Academic Year

2023/2024

School

Graduate

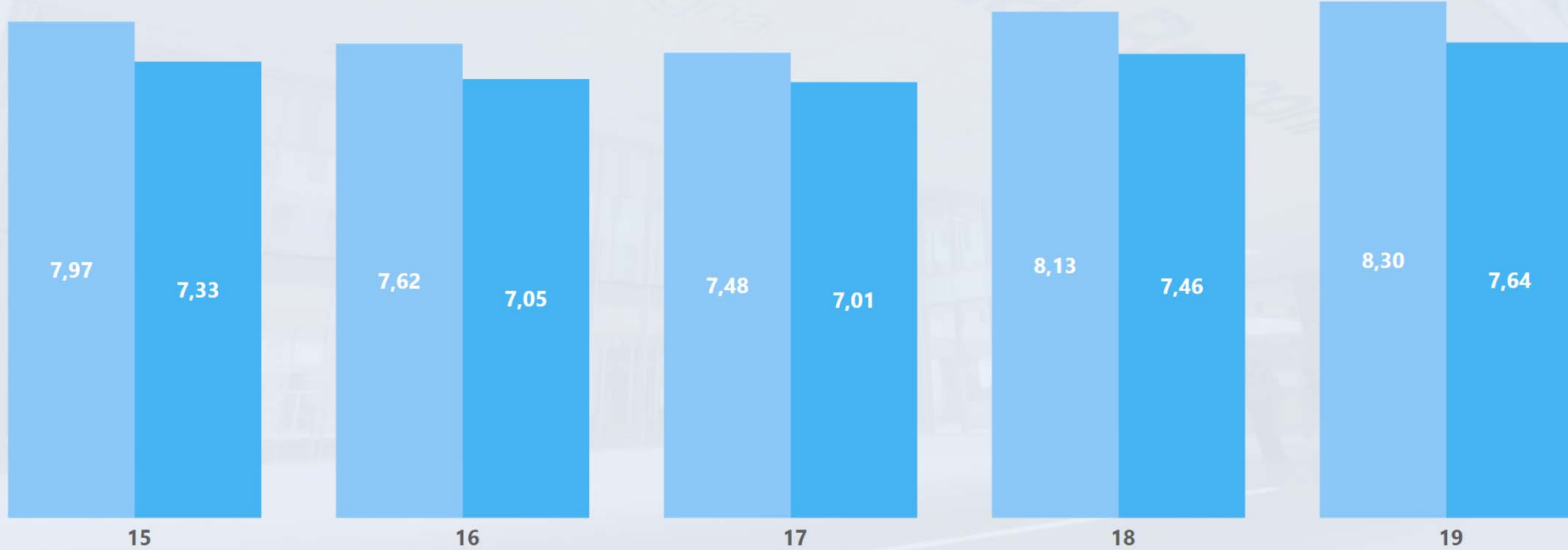
Program

AFC

Legend

Item	Description
15	Your prior academic knowledge was adequate for understanding the topics covered in the course and included in the examination program.
16	The workload required for this course is appropriate compared to the number of credits allocated to it.
17	The course material is adequate (useful/complete) for the study of the course subject.
18	The exam rules and procedures have been explained clearly.
19	The instructor is available for clarifications and explanations.

## AVERAGE RESPONSE VALUE



● Attending ● Not Attending

Academic Year

2023/2024

School

Graduate

Program

AFC

**Not Attending Eval.**  
TEACHING EVALUATION  
DASHBOARD

## MAIN REASON FOR NON-ATTENDANCE

Year of Studies Response	I		II		III		IV		V		Totale	
	A.V.	%	A.V.	%	A.V.	%	A.V.	%	A.V.	%	A.V.	%
<b>I attend the course (or similar one) during my Exchange Program.</b>	5	1,3%	125	24,8%	0		0		1	50,0%	<b>131</b>	<b>14,5%</b>
<b>I attended the course in a different class (not the one that was originally assigned to me)</b>	3	0,8%	6	1,2%	0		0		0		<b>9</b>	<b>1,0%</b>
<b>I could not attend because I was working</b>	171	43,0%	216	42,9%	0		0		1	50,0%	<b>388</b>	<b>42,9%</b>
<b>I found the class attendance of little use for the exam preparation</b>	87	21,9%	8	1,6%	0		0		0		<b>95</b>	<b>10,5%</b>
<b>I preferred to attend other courses this semester</b>	87	21,9%	45	8,9%	0		0		0		<b>132</b>	<b>14,6%</b>
<b>Other reasons</b>	45	11,3%	104	20,6%	0		0		0		<b>149</b>	<b>16,5%</b>
<b>Totale</b>	<b>398</b>	<b>100,0%</b>	<b>504</b>	<b>100,0%</b>	<b>0</b>		<b>0</b>		<b>2</b>	<b>100,0%</b>	<b>904</b>	<b>100,0%</b>