

The background is a photograph of a modern glass-walled building, likely a university or corporate headquarters, with a blue color overlay. The text is centered and overlaid on the image.

# Bocconi

## Teaching Evaluation

Master of Science in

# Economics and Management in Arts, Culture, Media and Entertainment

a.y. 2023-24



# 1. Student information

Academic Year

2023/2024

School

Graduate

Program

ACME

Attendance

Tutte

## INVITATIONS

2005

## RESPONSES

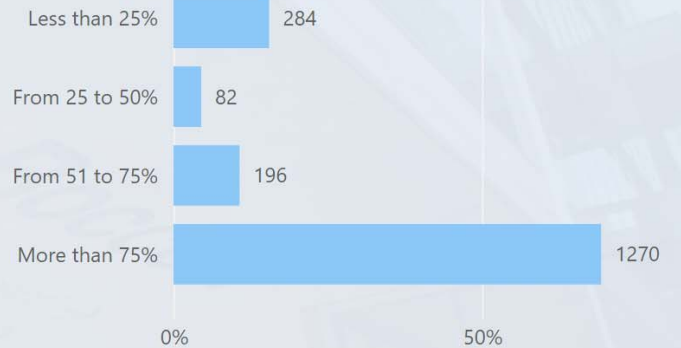
1832

## RESPONSES BY PROGRAM

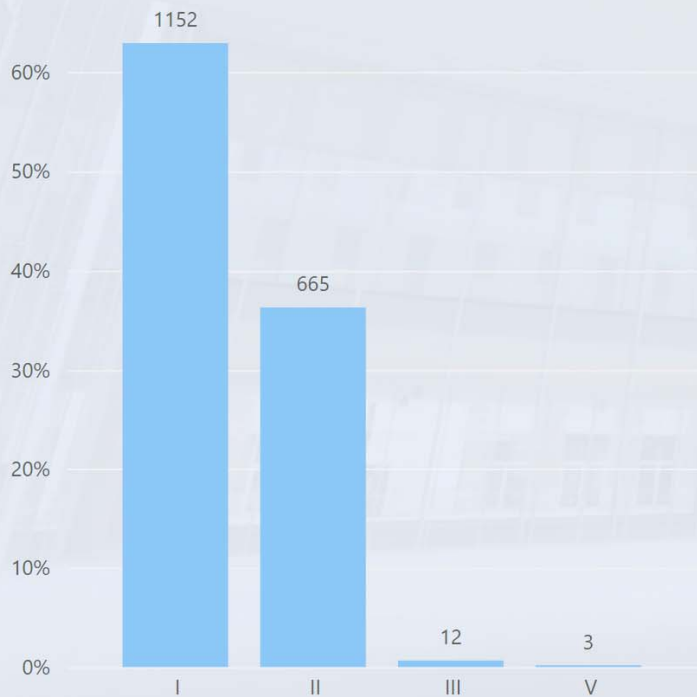
ACME

1832

## ATTENDANCE



## RESPONSES BY YEAR OF STUDIES



## RESPONSES BY NATIONALITY







## 2. Evaluation of Attending Students

## RESPONSES DISTRIBUTION OF COURSE ORGANIZATION

Item	1		2		3		4		5		6		7		8		9		10		Totale	
	A.V.	%	A.V.	%	A.V.	%	A.V.	%	A.V.	%	A.V.	%	A.V.	%	A.V.	%	A.V.	%	A.V.	%	A.V.	%
1	16	1,1%	18	1,2%	22	1,5%	29	2,0%	52	3,6%	97	6,7%	208	14,4%	319	22,1%	304	21,0%	381	26,3%	<b>1446</b>	<b>100,0%</b>
2	14	1,0%	23	1,6%	44	3,0%	50	3,5%	93	6,4%	149	10,3%	236	16,3%	367	25,4%	250	17,3%	220	15,2%	<b>1446</b>	<b>100,0%</b>
3	12	0,8%	5	0,3%	9	0,6%	20	1,4%	24	1,7%	64	4,4%	171	11,8%	285	19,7%	371	25,6%	487	33,6%	<b>1448</b>	<b>100,0%</b>
4	11	0,8%	14	1,0%	16	1,1%	21	1,5%	39	2,7%	83	5,7%	183	12,6%	299	20,6%	340	23,5%	442	30,5%	<b>1448</b>	<b>100,0%</b>
5	8	0,6%	20	1,4%	27	1,9%	38	2,6%	79	5,5%	129	8,9%	233	16,1%	314	21,8%	335	23,2%	260	18,0%	<b>1443</b>	<b>100,0%</b>
6	15	1,0%	29	2,0%	34	2,4%	32	2,2%	70	4,9%	122	8,5%	202	14,0%	311	21,6%	303	21,0%	322	22,4%	<b>1440</b>	<b>100,0%</b>
7	15	1,0%	14	1,0%	20	1,4%	29	2,0%	67	4,7%	108	7,5%	217	15,1%	359	24,9%	308	21,4%	302	21,0%	<b>1439</b>	<b>100,0%</b>
8	8	0,6%	10	0,7%	11	0,8%	20	1,4%	38	2,6%	58	4,0%	168	11,6%	312	21,6%	376	26,1%	442	30,6%	<b>1443</b>	<b>100,0%</b>
9	16	1,1%	18	1,3%	23	1,6%	46	3,2%	81	5,7%	103	7,2%	195	13,7%	289	20,3%	291	20,4%	362	25,4%	<b>1424</b>	<b>100,0%</b>

### Legend

Item Description

- 1 I am interested in the course topics.
- 2 Overall I am satisfied with the way the course has been carried out.
- 3 The schedule of lectures, practice and any other teaching activities has been respected.
- 4 Your prior academic knowledge was adequate for understanding the topics covered in the course and included in the examination program.
- 5 The course material is adequate (useful/complete) for the study of the course subject.
- 6 The exam rules and procedures have been explained clearly.
- 7 The workload required for this course is appropriate compared to the number of credits allocated to it.
- 8 The course has been carried out in accordance with the syllabus published on the website.
- 9 The supplementary activities (practice, workshops, group work, etc.), if present, have been helpful in learning the course topics.



Academic Year

2023/2024

School

Graduate

Program

ACME

Legend

QID Description

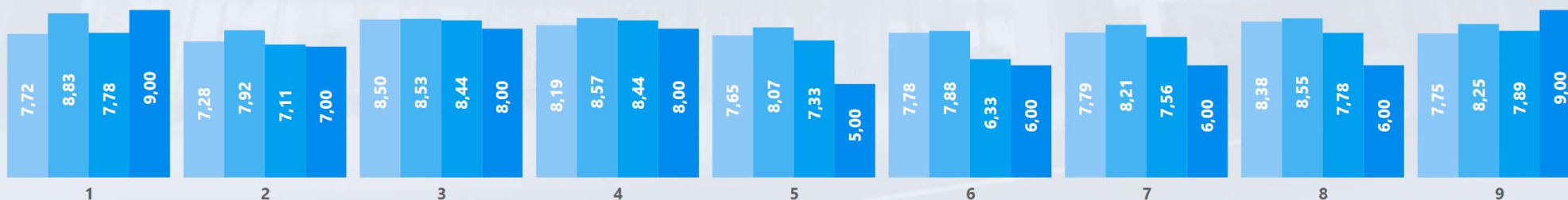
- 1 I am interested in the course topics.
- 2 Overall I am satisfied with the way the course has been carried out.
- 3 The schedule of lectures, practice and any other teaching activities has been respected.
- 4 Your prior academic knowledge was adequate for understanding the topics covered in the course and included in the examination program.
- 5 The course material is adequate (useful/complete) for the study of the course subject.
- 6 The exam rules and procedures have been explained clearly.
- 7 The workload required for this course is appropriate compared to the number of credits allocated to it.
- 8 The course has been carried out in accordance with the syllabus published on the website.
- 9 The supplementary activities (practice, workshops, group work, etc.), if present, have been helpful in learning the course topics.

### AVERAGE RESPONSE VALUE



● Average Response Value ● School Average

### BREAKDOWN OF AVERAGE RESPONSE VALUE BY YEAR OF STUDIES



● I ● II ● III ● IV ● V

Academic Year

2023/2024

School

Graduate

Program

ACME

Legend

Item Description

- 10 The teaching activity is satisfactory.
- 11 The instructor is available for clarifications and explanations (even remotely).
- 12 The instructor stimulates interest in the course subject.
- 13 The instructor explains the topics in a clear manner.
- 14 The instructor encouraged interaction during the lessons.

### RESPONSES DISTRIBUTION OF TEACHING ACTIVITIES

Item ▲	1		2		3		4		5		6		7		8		9		10		Totale	
	A.V.	%	A.V.	%	A.V.	%	A.V.	%	A.V.	%	A.V.	%	A.V.	%	A.V.	%	A.V.	%	A.V.	%	A.V.	%
<b>10</b>	19	0,8%	21	0,8%	32	1,3%	53	2,1%	81	3,2%	188	7,5%	349	13,9%	530	21,1%	609	24,3%	629	25,0%	<b>2511</b>	<b>100,0%</b>
<b>11</b>	11	0,4%	10	0,4%	21	0,8%	38	1,5%	81	3,2%	124	5,0%	273	10,9%	543	21,7%	578	23,1%	822	32,9%	<b>2501</b>	<b>100,0%</b>
<b>12</b>	24	1,0%	17	0,7%	26	1,0%	64	2,6%	94	3,7%	167	6,7%	321	12,8%	513	20,5%	562	22,4%	720	28,7%	<b>2508</b>	<b>100,0%</b>
<b>13</b>	18	0,7%	21	0,8%	37	1,5%	50	2,0%	114	4,5%	190	7,6%	346	13,8%	550	21,9%	536	21,4%	647	25,8%	<b>2509</b>	<b>100,0%</b>
<b>14</b>	25	1,0%	18	0,7%	31	1,2%	45	1,8%	74	2,9%	161	6,4%	288	11,5%	512	20,4%	567	22,6%	788	31,4%	<b>2509</b>	<b>100,0%</b>

Academic Year

2023/2024

School

Graduate

Program

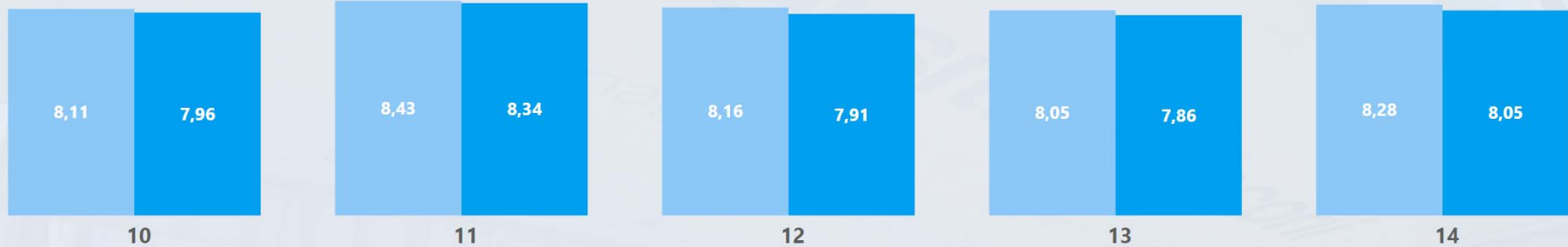
ACME

Legend

Item Description

- 10 The teaching activity is satisfactory.
- 11 The instructor is available for clarifications and explanations (even remotely).
- 12 The instructor stimulates interest in the course subject.
- 13 The instructor explains the topics in a clear manner.
- 14 The instructor encouraged interaction during the lessons.

## AVERAGE RESPONSE VALUE



● Average Response Value ● School Average

## BREAKDOWN OF AVERAGE RESPONSE VALUE BY YEAR OF STUDIES



● I ● II ● III ● V





### 3. Evaluation of Non-Attending Students

Academic Year

2023/2024

School

Graduate

Program

ACME

Legend

Item Description

- 15 Your prior academic knowledge was adequate for understanding the topics covered in the course and included in the examination program.
- 16 The workload required for this course is appropriate compared to the number of credits allocated to it.
- 17 The course material is adequate (useful/complete) for the study of the course subject.
- 18 The exam rules and procedures have been explained clearly.
- 19 The instructor is available for clarifications and explanations.

## RESPONSES DISTRIBUTION OF COURSE ORGANIZATION

Item	1		2		3		4		5		6		7		8		9		10		Totale	
	A.V.	%	A.V.	%	A.V.	%	A.V.	%	A.V.	%	A.V.	%	A.V.	%	A.V.	%	A.V.	%	A.V.	%	A.V.	%
15	4	1,8%	4	1,8%	5	2,3%	1	0,5%	16	7,3%	14	6,4%	35	15,9%	53	24,1%	32	14,5%	56	25,5%	220	100,0%
16	4	1,8%	6	2,7%	2	0,9%	9	4,1%	23	10,5%	30	13,7%	31	14,2%	46	21,0%	24	11,0%	44	20,1%	219	100,0%
17	6	2,7%	10	4,5%	11	5,0%	5	2,3%	27	12,3%	23	10,5%	26	11,8%	52	23,6%	20	9,1%	40	18,2%	220	100,0%
18	8	3,7%	5	2,3%	5	2,3%	4	1,8%	19	8,7%	23	10,6%	32	14,7%	44	20,2%	34	15,6%	44	20,2%	218	100,0%
19	6	2,8%	4	1,9%	0		3	1,4%	18	8,3%	18	8,3%	34	15,7%	42	19,4%	33	15,3%	58	26,9%	216	100,0%

Academic Year

2023/2024

School

Graduate

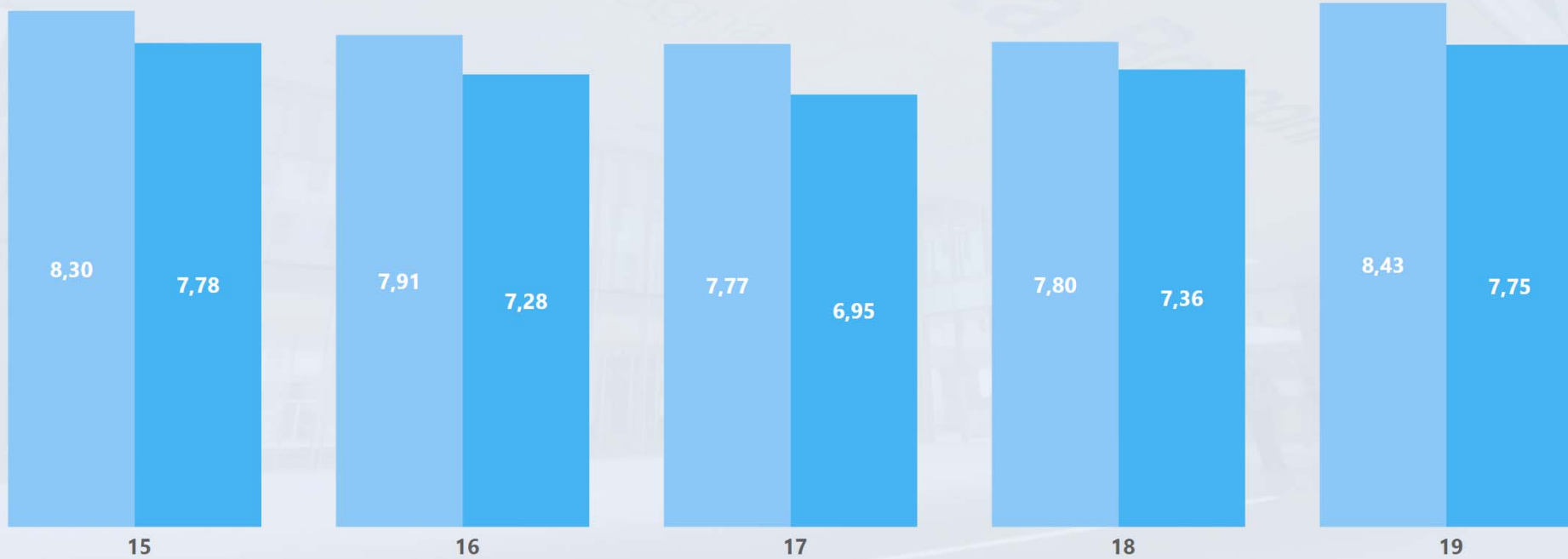
Program

ACME

Legend

Item	Description
15	Your prior academic knowledge was adequate for understanding the topics covered in the course and included in the examination program.
16	The workload required for this course is appropriate compared to the number of credits allocated to it.
17	The course material is adequate (useful/complete) for the study of the course subject.
18	The exam rules and procedures have been explained clearly.
19	The instructor is available for clarifications and explanations.

## AVERAGE RESPONSE VALUE



● Attending ● Not Attending



Academic Year

2023/2024

School

Graduate

Program

ACME

**Not Attending Eval.**  
TEACHING EVALUATION  
DASHBOARD

## MAIN REASON FOR NON-ATTENDANCE

Year of Studies Response	I		II		III		IV		V		Totale	
	A.V.	%	A.V.	%	A.V.	%	A.V.	%	A.V.	%	A.V.	%
<b>I attend the course (or similar one) during my Exchange Program.</b>	2	1,7%	52	21,8%	0		0		0		<b>54</b>	<b>14,8%</b>
<b>I attended the course in a different class (not the one that was originally assigned to me)</b>	1	0,8%	7	2,9%	0		0		0		<b>8</b>	<b>2,2%</b>
<b>I could not attend because I was working</b>	37	30,8%	82	34,3%	0		0		1	50,0%	<b>120</b>	<b>33,0%</b>
<b>I found the class attendance of little use for the exam preparation</b>	28	23,3%	7	2,9%	1	33,3%	0		0		<b>36</b>	<b>9,9%</b>
<b>I preferred to attend other courses this semester</b>	36	30,0%	20	8,4%	1	33,3%	0		0		<b>57</b>	<b>15,7%</b>
<b>Other reasons</b>	16	13,3%	71	29,7%	1	33,3%	0		1	50,0%	<b>89</b>	<b>24,5%</b>
<b>Totale</b>	<b>120</b>	<b>100,0%</b>	<b>239</b>	<b>100,0%</b>	<b>3</b>	<b>100,0%</b>	<b>0</b>		<b>2</b>	<b>100,0%</b>	<b>364</b>	<b>100,0%</b>