

EVALUATION OF THE DEGREE PROGRAM AND THE UNIVERSITY EXPERIENCE

MASTER OF SCIENCE IN
CYBER RISK STRATEGY AND
GOVERNANCE
a.y. 2022-2023

SURVEY PERIOD: JULY 2023 - APRIL 2024

N° QUESTIONNAIRES PROCESSED: 35

N° OF GRADUATE STUDENTS: 37

RESPONSE RATE: 94,6%



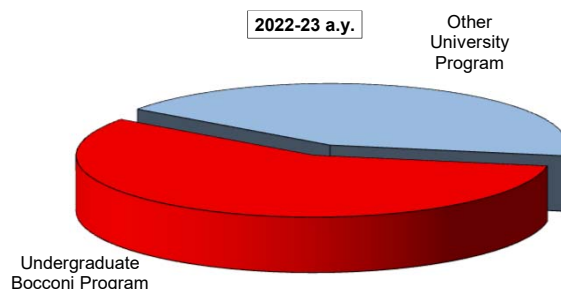
EVALUATION OF UNIVERSITY EXPERIENCE

Cyber Risk Strategy and Governance

General information

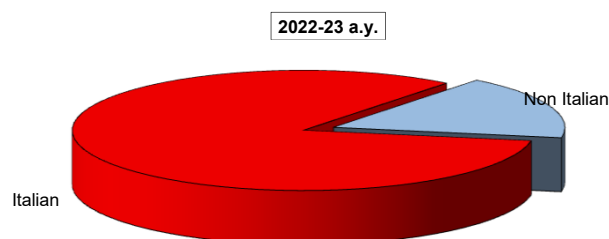
Undergraduate Career

Answers	a. v.	%	
		2022-23	2021-22
Undergraduate Bocconi Program	20	57,1	77,8
Other University Program	15	42,9	22,2
Total	35	100,0	100,0
NA	0		



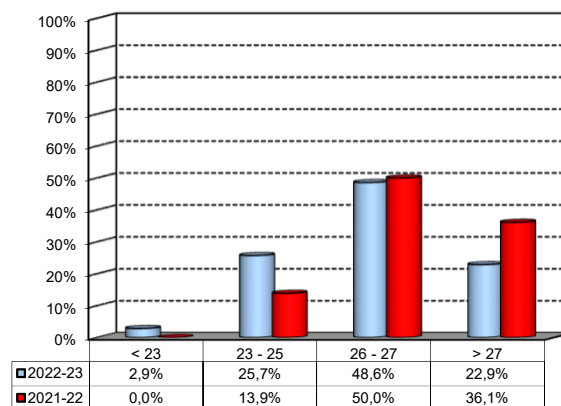
Nationality

Answers	a. v.	%	
		2022-23	2021-22
Italian	29	82,9%	88,9%
Non Italian	6	17,1%	11,1%
Total	35	100%	100%
NA	1		



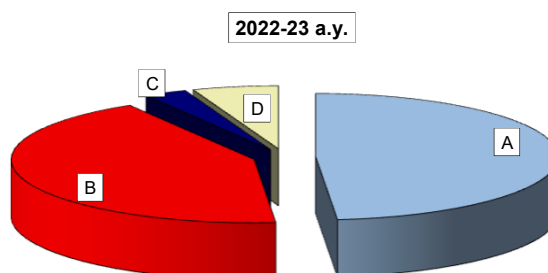
Average mark of the exams passed: (approximate average expressed in 30/30)

Answers	a. v.	%
meno di 23	1	2,9%
23-25	9	25,7%
26-27	17	48,6%
maggiore di 27	8	22,9%
Total	35	100%
NA	0	



How many of the courses included in your curriculum did you attend regularly?

Answers	a. v.	%	
		2022-23	2021-22
A - More than 75%	17	48,6	52,8
B - Between 50 and 75%	15	42,9	30,6
C - Between 25 and 50%	1	2,9	13,9
D - Less than 25%	2	5,7	2,8
Total	35	100,0	100,0
NA	0		

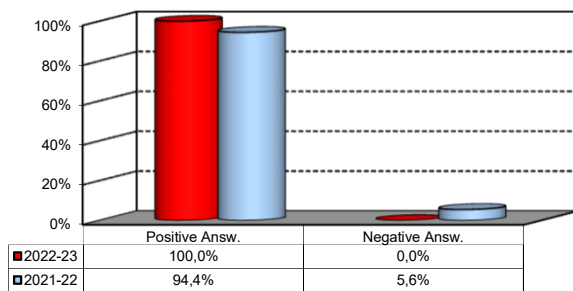


Study Experience

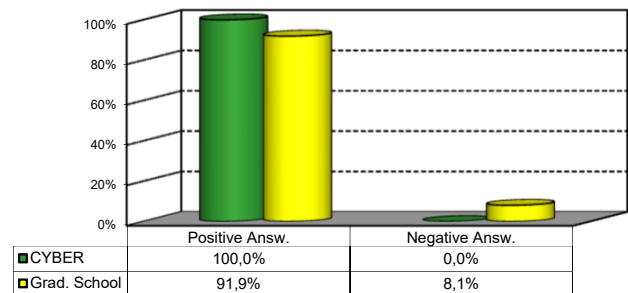
1) On the whole, do you think that the MSc program you attended at Bocconi enabled in-depth study of topics in both a theoretical and a practical sense?

Answers	Italian		Non Italian		Total	
	a.v.	%	a.v.	%	a.v.	%
A - Definitely YES	11	37,9%	4	66,7%	15	42,9%
B - More YES than NO	18	62,1%	2	33,3%	20	57,1%
C - More NO than YES	0	0,0%	0	0,0%	0	0,0%
D - Definitely NO	0	0,0%	0	0,0%	0	0,0%
Total	29	100%	6	100%	35	100%
NA	0		0			

Over time comparison



Comparison with the overall School data

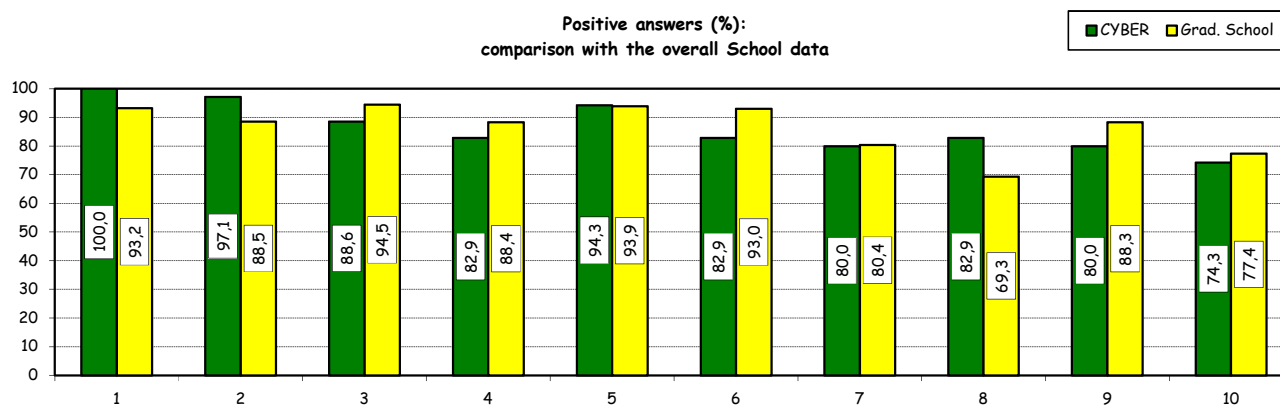


Study Experience

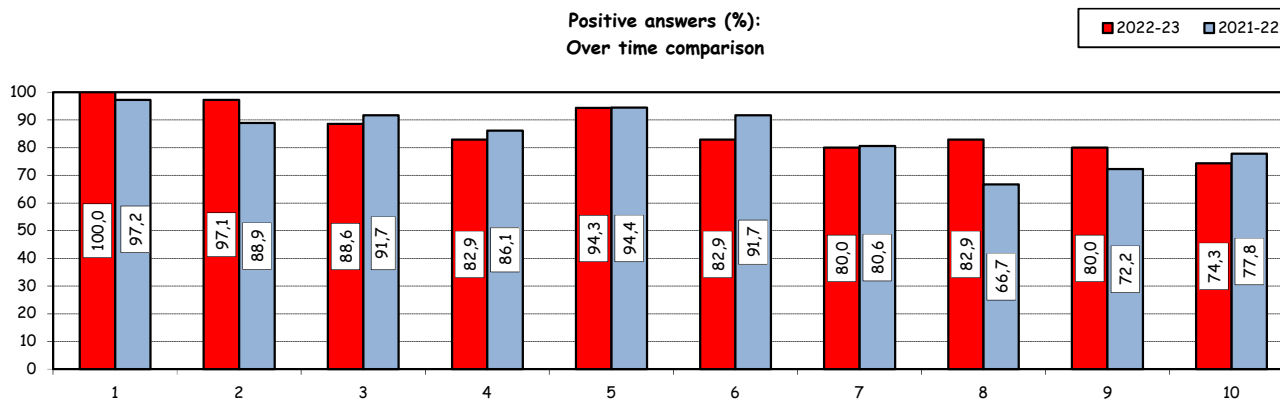
2) Do you think that your course of study at Bocconi has contributed to the development of the following skills?

Soft Skill	Item	Definitely YES		More YES than NO		More NO than YES		Definitely NO		Total		n.a.
		a.v.	%	a.v.	%	a.v.	%	a.v.	%	a.v.	%	a.v.
1	Ability to work in team	25	71,4	10	28,6	0	0,0	0	0,0	35	100,0	0
2	Interpersonal skills	23	65,7	11	31,4	1	2,9	0	0,0	35	100,0	0
3	Organizational skills	17	48,6	14	40,0	3	8,6	1	2,9	35	100,0	0
4	Critical thinking skills	18	51,4	11	31,4	5	14,3	1	2,9	35	100,0	0
5	Ability to analyze and select information	18	51,4	15	42,9	1	2,9	1	2,9	35	100,0	0
6	Problem-solving ability	18	51,4	11	31,4	6	17,1	0	0,0	35	100,0	0
7	Written communication skills	14	40,0	14	40,0	7	20,0	0	0,0	35	100,0	0
8	Verbal communication skills	16	45,7	13	37,1	5	14,3	1	2,9	35	100,0	0
9	Ability to cope with stress	12	34,3	16	45,7	3	8,6	4	11,4	35	100,0	0
10	Entrepreneurial spirit	10	28,6	16	45,7	8	22,9	1	2,9	35	100,0	0

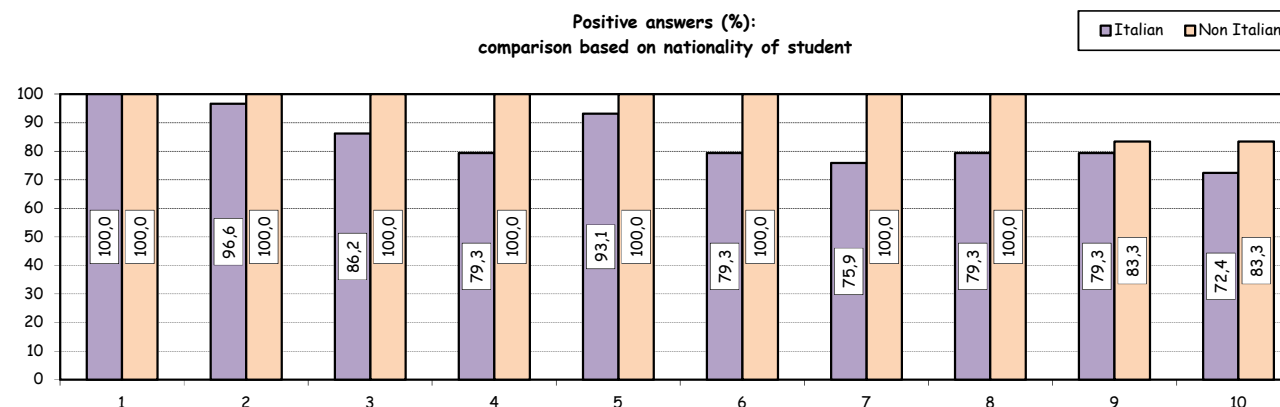
Positive answers (%):
comparison with the overall School data



Positive answers (%):
Over time comparison



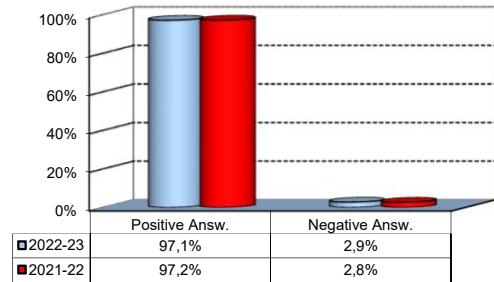
Positive answers (%):
comparison based on nationality of student



Study Experience

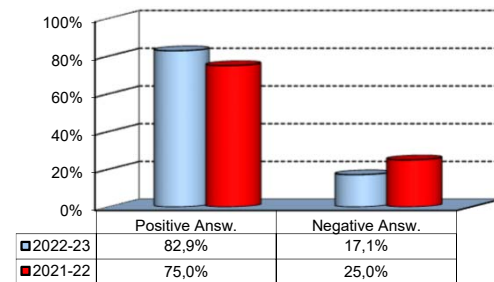
3) Do you think that teaching activities in the MSc program were structured in an active manner (frequent use of teamwork, case studies, assignments, etc.)?

Answers	a.v.	%
A - Definitely YES	21	60,0%
B - More YES than NO	13	37,1%
C - More NO than YES	0	0,0%
D - Definitely NO	1	2,9%
Total	35	100%
NA	0	



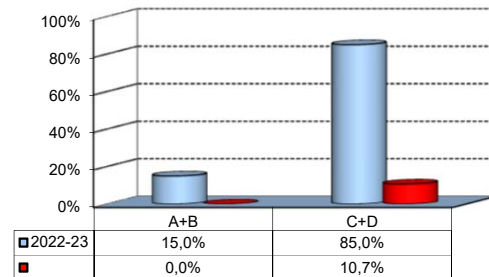
4) Do you think that the courses in your curriculum were adequately coordinated with each other?

Answers	a.v.	%
A - Definitely YES	13	37,1%
B - More YES than NO	16	45,7%
C - More NO than YES	4	11,4%
D - Definitely NO	2	5,7%
Total	35	100%
NA	0	



5) During the MSc program, did you notice any unnecessary overlaps or repetitions of subjects and content with what you studied during your undergraduate program?

Answers	a.v.	%
A-Very often	0	0,0%
B-Often	3	15,0%
C-Hardly ever	10	50,0%
D-Never	7	35,0%
Total	20	100%
NA	15	



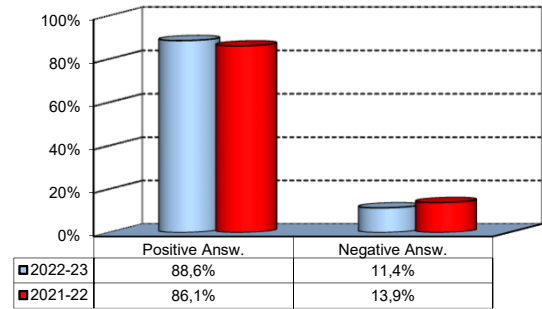
Please select the course or courses in the MSc program in which you encountered overlaps or unnecessary repetitions (multiple answers admitted)

Course	a.v.	%
BUSINESS PROCESS MANAGEMENT AND MODELLING - STRATEGIA COMPETITIVA	1	12,5%
CYBER RISK AND DATA PROTECTION LAW - EUROPEAN AND INTERNATIONAL INFORMATION LAW AND DATA ECONOMY	1	12,5%
LINGUA FRANCESE - FRANCESE (II LINGUA)	1	12,5%
SEMINARI PER LO SVILUPPO DI ABILITA' COMPORTAMENTALI - SEMINARI PER LO SVILUPPO DELLE COMPETENZE MANAGERIALI E DI LEADERSHIP	1	12,5%
LINGUA SPAGNOLA - SPAGNOLO (II LINGUA)	1	12,5%
ARTIFICIAL INTELLIGENCE FOR SECURITY - MACHINE LEARNING	1	12,5%
CYBER RISK AND DATA PROTECTION LAW - FUNDAMENTALS OF INFORMATION TECHNOLOGY LAW	1	12,5%
MANAGEMENT OF CULTURAL INDUSTRIES AND INSTITUTIONS - ECONOMIA AZIENDALE E DELLE ISTITUZIONI CULTURALI	1	12,5%
TOTAL	8	100,0%

Study Experience

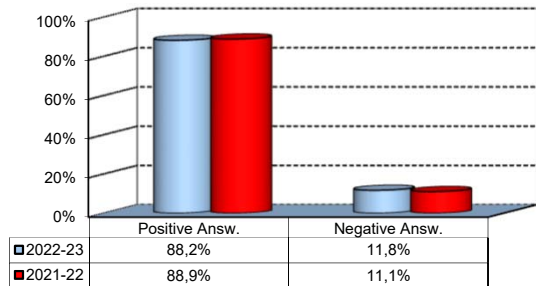
6) Do you think that the overall study load was compatible with the length of the program?

Answers	a.v.	%
A - Definitely YES	19	54,3%
B - More YES than NO	12	34,3%
C - More NO than YES	4	11,4%
D - Definitely NO	0	0,0%
Total	35	100%
NA	0	



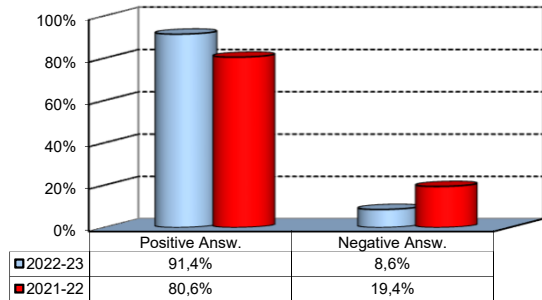
7) Was the coordination of the study program appropriately managed by the Program Director?

Answers	a.v.	%
A - Definitely YES	16	47,1%
B - More YES than NO	14	41,2%
C - More NO than YES	4	11,8%
D - Definitely NO	0	0,0%
Total	34	100%
NA	1	



8) On the whole, were the classroom climate and relationships with your classmates positive and able to enrich your personal experience?

Answers	a.v.	%
A - Definitely YES	11	31,4%
B - More YES than NO	21	60,0%
C - More NO than YES	3	8,6%
D - Definitely NO	0	0,0%
Total	35	100%
NA	0	

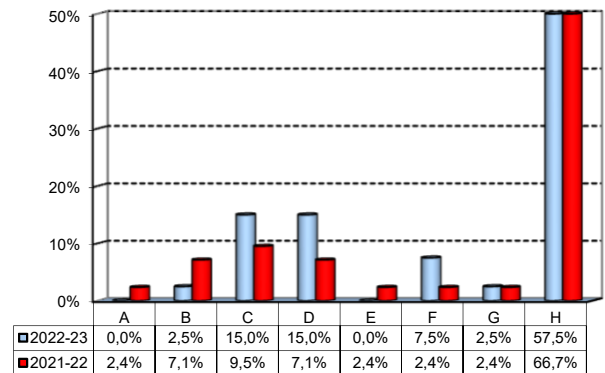


Extracurricular Activities

1) Which of the following extracurricular activities did you attend during your study program?

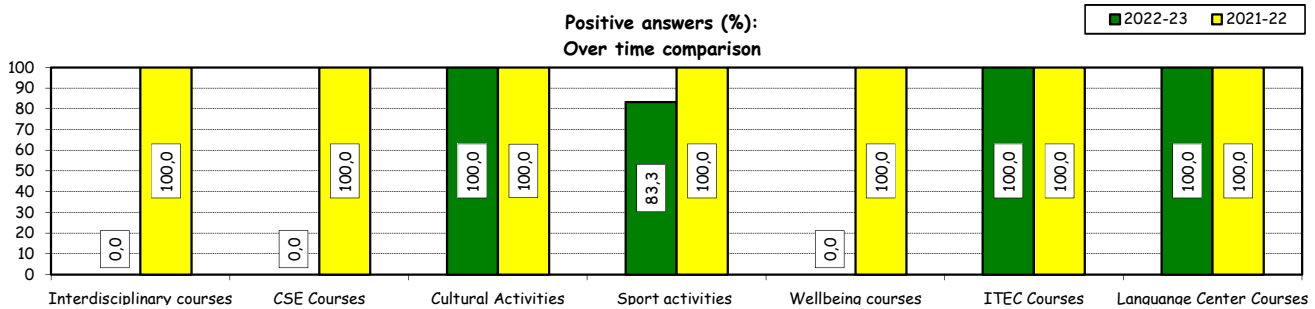
(multiple answers admitted)

Answers	a.v.	%
A - Interdisciplinary courses ("Sapere a tutto campo")	0	0,0%
B - Counseling and Self-Empowerment courses CSE	1	2,5%
C - Cultural Activities (visit museums, concerts, theatre and cinema, various issues)	6	15,0%
D - Sport activities	6	15,0%
E - Wellbeing courses	0	0,0%
F - Courses offered by ITEC	3	7,5%
G - Courses offered by Language Center	1	2,5%
H - None	23	57,5%
Total	40	100%
NA	0	



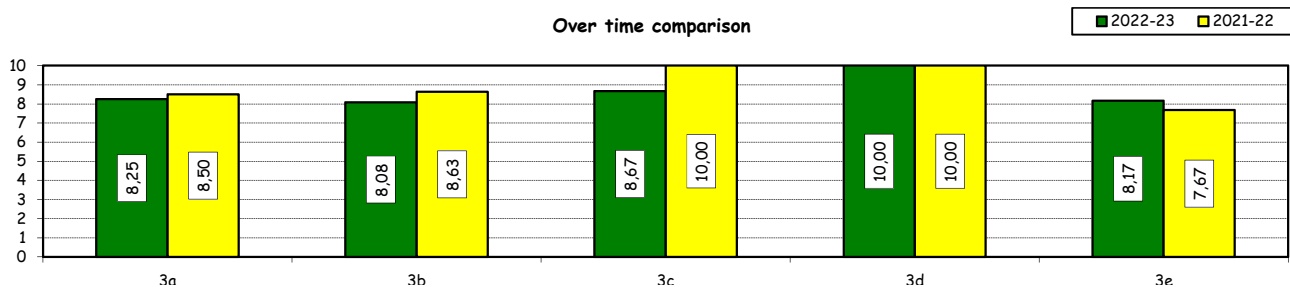
2) Do you think that the activities you took part in contributed to your cultural/educational enrichment?

	Definitely YES		More YES than NO		More NO than YES		Definitely NO		Total		NA
	a.v.	%	a.v.	%	a.v.	%	a.v.	%	a.v.	%	a.v.
A - Interdisciplinary courses	0	0,0	0	0,0	0	0,0	0	0,0	0	100,0	0
B - CSE courses	0	0,0	0	0,0	0	0,0	0	0,0	0	0,0	1
C - Cultural Activities	4	66,7	2	33,3	0	0,0	0	0,0	6	100,0	0
D - Sport activities	3	50,0	2	33,3	1	16,7	0	0,0	6	100,0	0
E - Wellbeing courses	0	0,0	0	0,0	0	0,0	0	0,0	0	0,0	0
F - ITEC courses	1	33,3	2	66,7	0	0,0	0	0,0	3	100,0	0
G - Language Center courses	1	100,0	0	0,0	0	0,0	0	0,0	1	100,0	0



How would you evaluate:

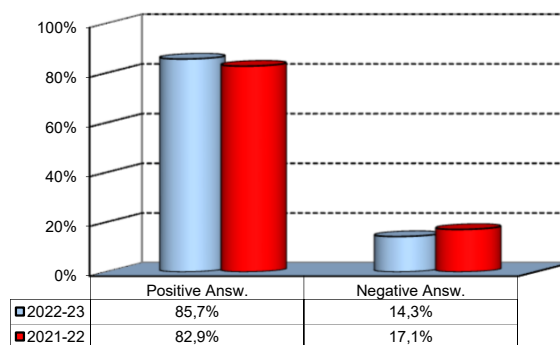
Item	Answers	Negative				Positive				Total		NA
		1-2		3-4-5		6-7-8		9-10		a.v.	%	a.v.
		a.v.	%	a.v.	%	a.v.	%	a.v.	%			
3a) The range and interest of programmes offered		0	0,0	0	0,0	8	66,7	4	33,3	12	100,0	0
3b) The support you received from the Campus Life Office		0	0,0	1	8,3	7	58,3	4	33,3	12	100,0	0
3c) The support you received from ITEC		0	0,0	0	0,0	1	33,3	2	66,7	3	100,0	0
3d) The support you received from Language Center		0	0,0	0	0,0	0	0,0	1	100,0	1	100,0	0
3e) The support you received from Bocconi Sport Team		0	0,0	0	0,0	4	66,7	2	33,3	6	100,0	0



Degree Thesis

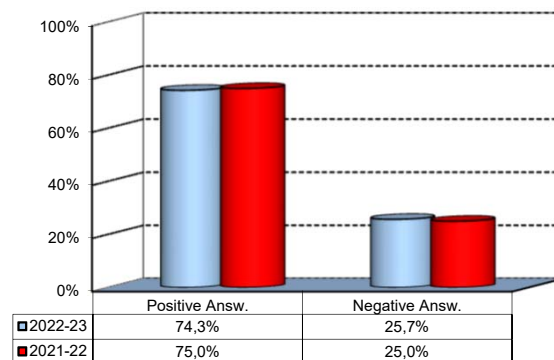
1) Do you think that the supervision and the assistance for preparing for your thesis were appropriate?

Answers	a.v.	%
A - Definitely YES	24	68,6%
B - More YES than NO	6	17,1%
C - More NO than YES	3	8,6%
D - Definitely NO	2	5,7%
Total	35	100%
NA	0	



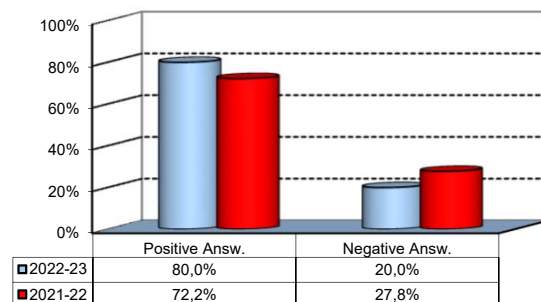
2) Do you think that the facilities provided by the University (library, computer labs) adequately supported preparation for your thesis?

Answers	a.v.	%
A - Definitely YES	12	34,3%
B - More YES than NO	14	40,0%
C - More NO than YES	8	22,9%
D - Definitely NO	1	2,9%
Total	35	100%
NA	0	



3) Do you think that your thesis was a useful experience for completing your education and a way to verify your planning and writing skills?

Answers	a.v.	%
A - Definitely YES	17	48,6%
B - More YES than NO	11	31,4%
C - More NO than YES	5	14,3%
D - Definitely NO	2	5,7%
Total	35	100%
NA	0	



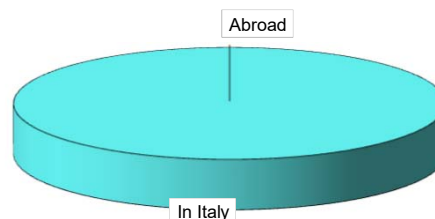
Internship Activities

1) Which activity recognized in your curriculum did you complete during the MSc program?

Answers	a.v.	%	
		2022-23	2021-22
A - Internship/Other job experience	35	100,0	97,2
B - Alternative Activity [^]	0	0,0	2,8
Total	35	100,0	100,0
NA	0		

3) Where did you complete the internship recognized by the Bachelor program?

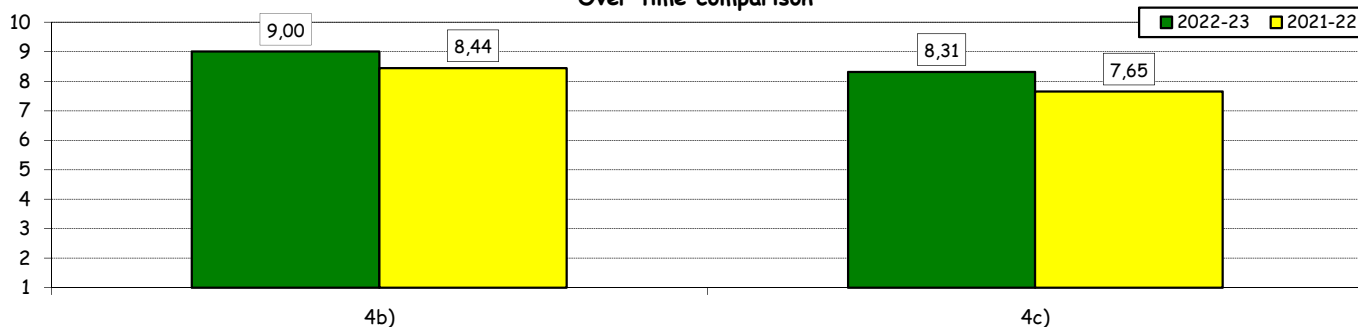
Answers	a.v.	%	
		2022-23	2021-22
In Italy	35	100,0%	97,1%
Abroad	0	0,0%	2,9%
Total	35	100%	100%
NA	0		



How would you evaluate:

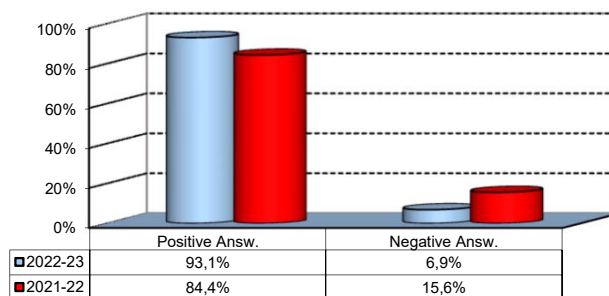
Item	Answers	Negative				Positive				Total		N.A.
		1-2		3-4-5		6-7-8		9-10		a.v.	%	a.v.
		a.v.	%	a.v.	%	a.v.	%	a.v.	%			
4a) The number and variety of opportunities offered.		0	0,0	0	0,0	10	34,5	19	65,5	29	100,0	6
4b) The support you received from the Internship Office.		0	0,0	1	3,4	13	44,8	15	51,7	29	100,0	6

Over time comparison



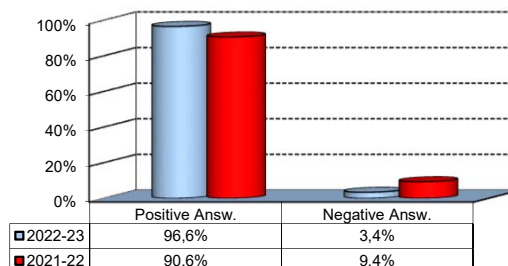
5) Would you positively evaluate this experience?

Answers	a.v.	%
A - Definitely YES	17	58,6%
B - More YES than NO	10	34,5%
C - More NO than YES	2	6,9%
D - Definitely NO	0	0,0%
Total	29	100%
NA	6	



6) Do you think that the qualifications you acquired while attending the MSc program were appropriate to perform this activity?

Answers	a.v.	%
A - Definitely YES	16	55,2%
B - More YES than NO	12	41,4%
C - More NO than YES	1	3,4%
D - Definitely NO	0	0,0%
Total	29	100%
NA	6	



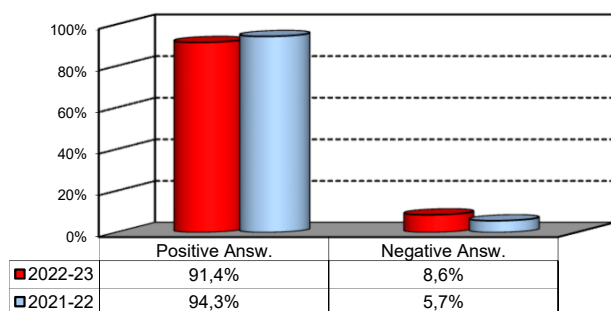
[^]: During the pandemic, students were given the opportunity to replace the mandatory internship with an alternative activity called Career Start Pack. It consists in an elective exam integrated with mandatory participation in the virtual career orientation path

General satisfaction and short-term plans

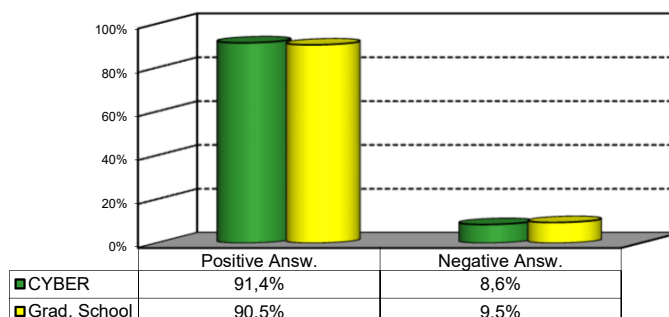
1) Are you satisfied overall with the study program you attended?

Answers	Italian		Non Italian		Total	
	a.v.	%	a.v.	%	a.v.	%
A - Definitely YES	13	44,8%	5	83,3%	18	51,4%
B - More YES than NO	13	44,8%	1	16,7%	14	40,0%
C - More NO than YES	3	10,3%	0	0,0%	3	8,6%
D - Definitely NO	0	0,0%	0	0,0%	0	0,0%
Total	29	100%	6	100%	35	100%
NA	0		0		0	

Over time comparison



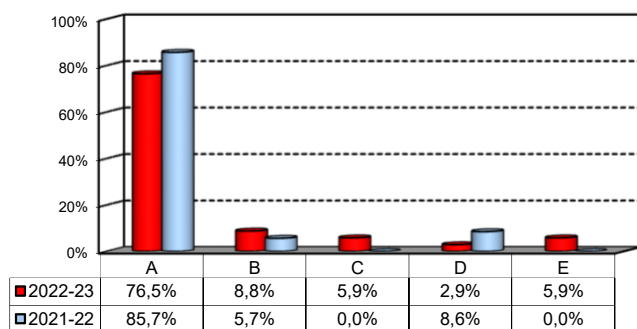
Comparison with the overall School data



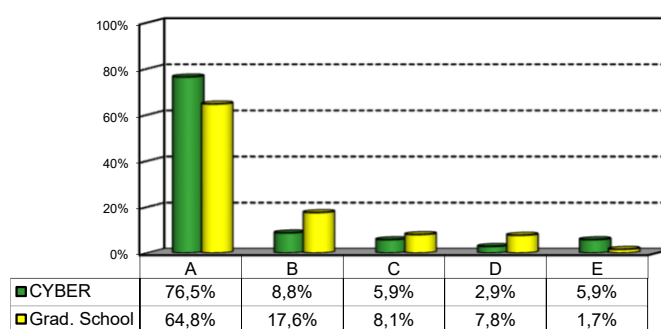
2a) If you could go back in time, would you enroll in the University again?

Answers	Italian		Non Italian		Total	
	v. a.	%	v. a.	%	v. a.	%
A-YES, in the same program at this University	22	75,9%	4	80,0%	26	76,5%
B-YES, in another program at this University	3	10,3%	0	0,0%	3	8,8%
C-YES, in the same program but at another University	2	6,9%	0	0,0%	2	5,9%
D-YES, in another program at another University	1	3,4%	0	0,0%	1	2,9%
E-NO, I would not enrol in university anymore	1	3,4%	1	20,0%	2	5,9%
Total	29	100%	5	100%	34	100%
NA	0		1		1	

Over time comparison



Comparison with the overall School data



General satisfaction and short-term plans

(In case of answer "B" to item no.2a)

2b) Which program would you enroll at this University?

MSc	a.v.	%
ACME	0	0,0%
AFC	0	0,0%
FIN	0	0,0%
CLELI	0	0,0%
ESS	0	0,0%
EMIT	2	100,0%
GIO	0	0,0%
IM	0	0,0%
M	0	0,0%
MM	0	0,0%
CYBER	0	0,0%
Total	2	100%
NA	1	

2c) Why would you make a different choice?

(In case of answer "B", "C", "D" or "E" to item no.2a)

Answers	a.v.	% 2022-23	% 2021-22
A - My interest has changed over time / I discovered that I have different attitudes	4	50,0%	40,0%
B -The MS program did not satisfy my expectations	3	37,5%	40,0%
C I would have preferred to attend the same MS program but taught in English	0	0,0%	0,0%
D - Other reasons	1	12,5%	20,0%
Total	8	100%	100%
NA	0		

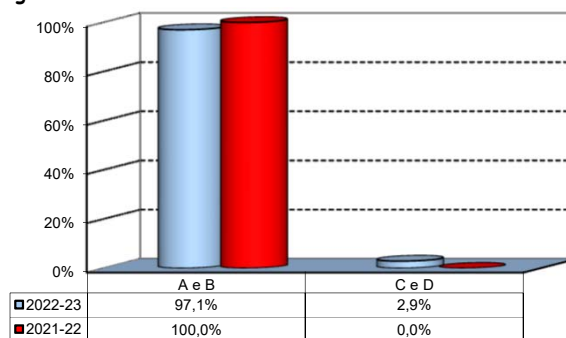
D- Other reasons:

Scarsa organizzazione di Bocconi, Cyber Risk si difende bene per 3 persone capaci e volenterose, Cyber Risk nel sistema universitario di una Uni estera lo rifarei mille volte (ovviamente tolti i professori "squisitamente" bocconiani)

Infrastructure: Classrooms, Library And Facilities

1) What is your opinion about the classrooms where lessons and other teaching activities have been held?*

Answers	a.v.	%
A - Always or nearly always adequate	30	88,2%
B - Often adequate	3	8,8%
C - Rarely adequate	1	2,9%
D - Never adequate	0	0,0%
E - I did not use them	0	0,0%
Total	34	100%
NA	1	

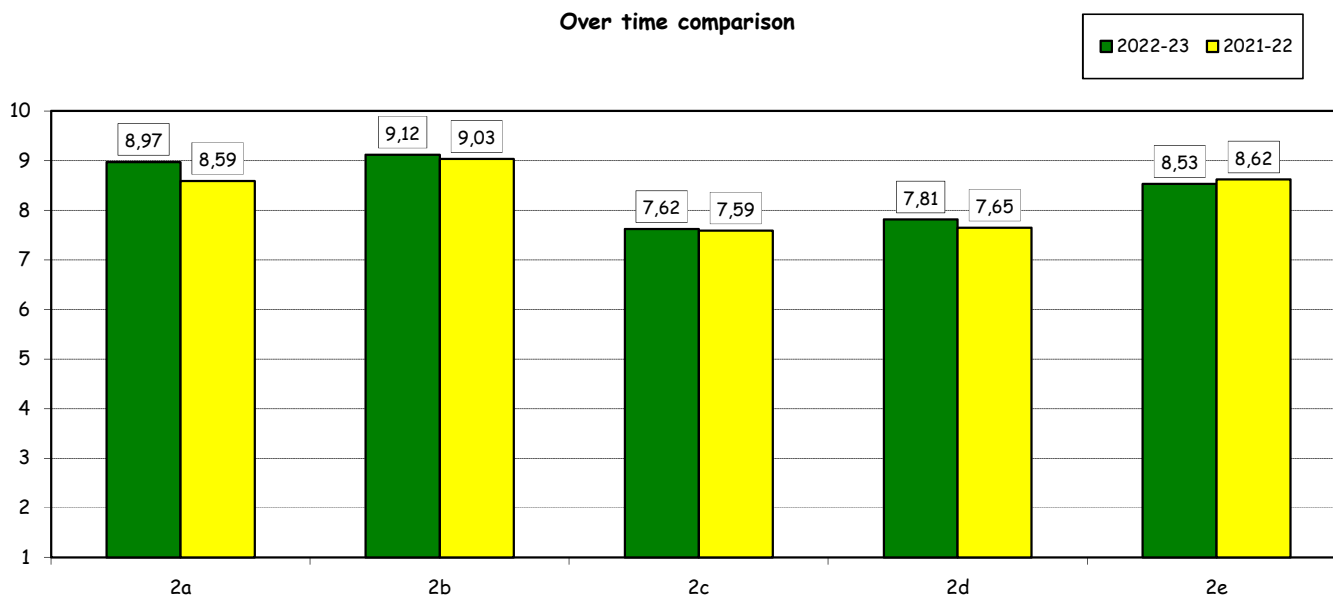


2) How would you evaluate:

(In case of answer "A", "B", "C" or "D" to item no.1)

Item	Answers	Negative				Positive				Total		NA	N.R.
		1-2		3-4-5		6-7-8		9-10		a.v.	%		
		a.v.	%	a.v.	%	a.v.	%	a.v.	%				
a) The adequacy of the audio and multimedia systems (e.g. instructor's computer, projectors, video players) installed in the classrooms.		0	0,0	1	2,9	9	26,5	24	70,6	34	100,0		1
b) The cleanliness of classrooms and of other common areas on campus (corridors, halls, study rooms).		0	0,0	1	2,9	5	14,7	28	82,4	34	100,0		1
c) The adequacy of the amount of areas/seats reserved to individual study in the University Library.		2	5,9	4	11,8	12	35,3	16	47,1	34	100,0	0	1
d) The adequacy of the amount of areas/seats reserved to individual study in other buildings on campus.		1	3,1	3	9,4	14	43,8	14	43,8	32	100,0	0	3
e) The clarity and adequacy of the signage system on campus.		1	2,9	1	2,9	12	35,3	20	58,8	34	100,0		1

Over time comparison

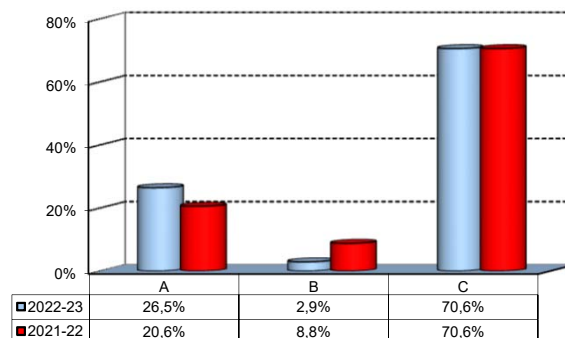


(*): the percentage shown on the graphs is calculated by excluding the responses of those who declare that they have not used the service.

Infrastructure: Classrooms, Library And Facilities

3) What is your overall opinion on the PC Labs and IT facilities provided by the University?

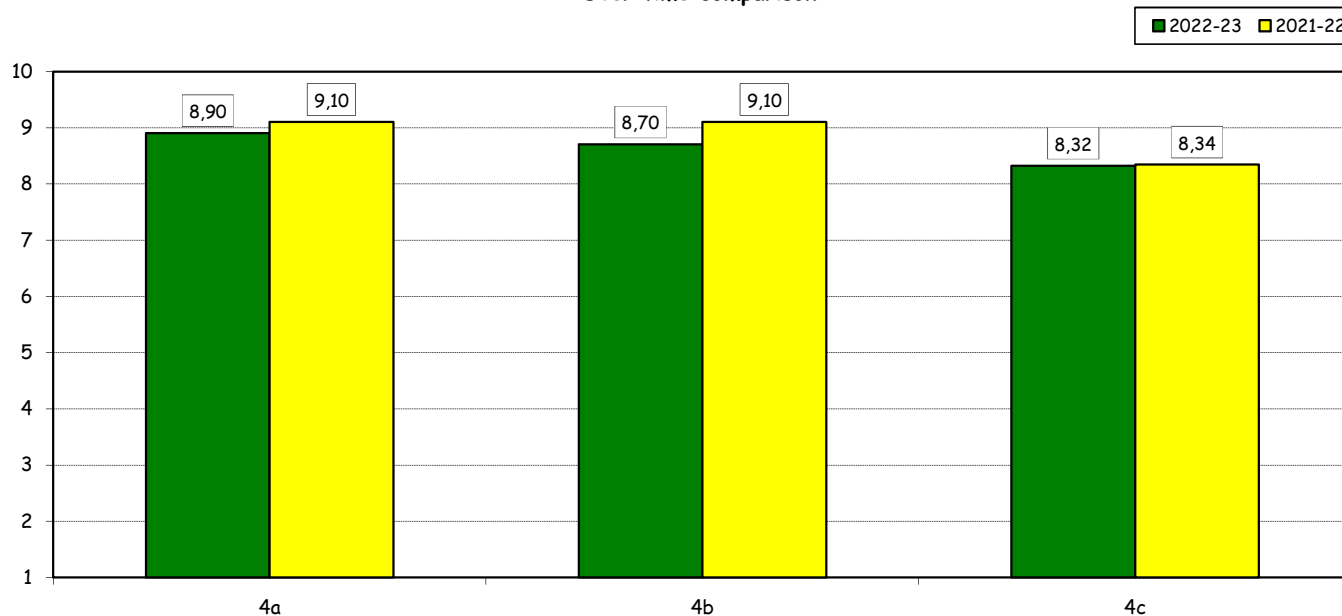
Answers	a.v.	%
A- Adequate in number	9	26,5%
B- Inadequate in number	1	2,9%
C- Never used	24	70,6%
Total	34	100%
NA	1	



4) How do you evaluate:

Item	Answers	Negative				Positive				Total		N.R.
		1-2		3-4-5		6-7-8		9-10		a.v.	%	
		a.v.	%	a.v.	%	a.v.	%	a.v.	%			
a) The availability of technical staff supporting students (Tutors) in PC Labs.*		0	0,0	0	0,0	3	30,0	7	70,0	10	100,0	0
b) The convenience of the PC Labs' opening hours.*		0	0,0	0	0,0	4	40,0	6	60,0	10	100,0	0
c) The level of accessibility and usability of the University's IT services (Internet access points, Punto Blu, Virtual Punto Blu, wireless connection).		1	2,9	1	2,9	13	38,2	19	55,9	34	100,0	0

Over time comparison

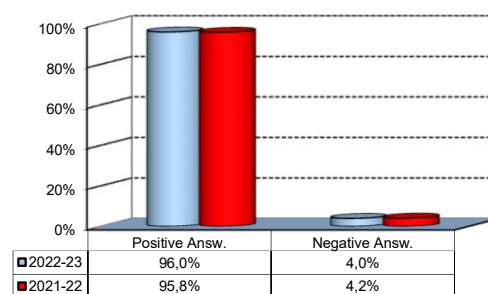


(*): Only in case of answer "A" or "B" to item no.3

Infrastructure: Classrooms, Library And Facilities

5) What is your overall opinion on the Library's services, such as support for individual study?*

Answers	a.v.	%
A - Very Positive	8	23,5%
B - Quite positive	16	47,1%
C - Quite negative	1	2,9%
D - Very Negative	0	0,0%
E - Never used	9	26,5%
Total	34	100%
NA	1	

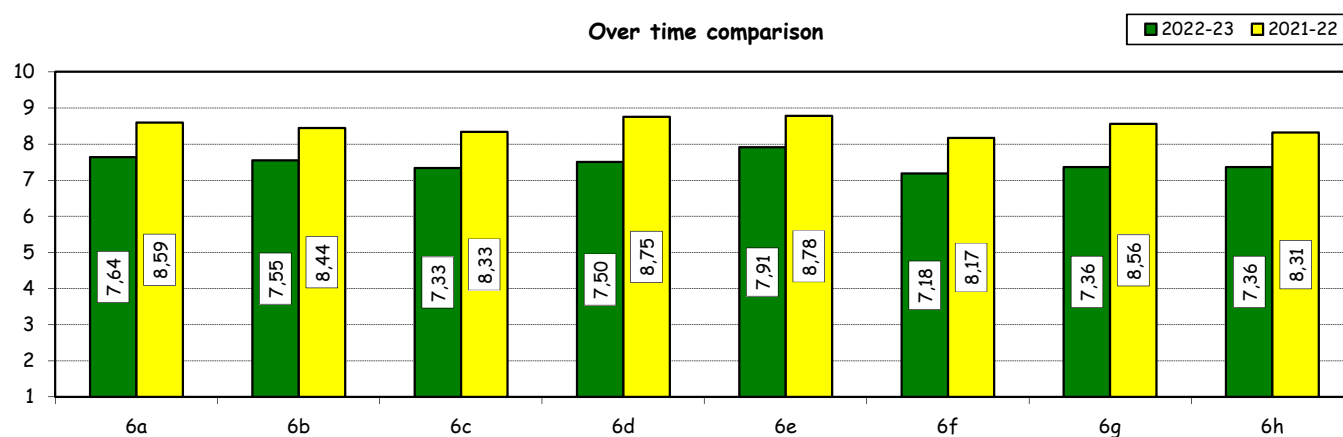


6) How would you evaluate:

(In case of answer "A", "B", "C" or "D" to item no. 5)

Item	Answers	Negative				Positive				Total		N.A. a.v.
		1-2		3-4-5		6-7-8		9-10		a.v.	%	
		a.v.	%	a.v.	%	a.v.	%	a.v.	%			
a) The convenience of the Library's opening hours and access to its main services.		1	9,1	0	0,0	7	63,6	3	27,3	11	100,0	14
b) Range of subjects covered in hardcopy collections (books and journals) compared to your needs of study and research		1	9,1	0	0,0	7	63,6	3	27,3	11	100,0	14
c) The relevance and updating of online collections (e-books, e-journals, databases) compared to your needs of study and research		1	8,3	0	0,0	8	66,7	3	25,0	12	100,0	13
d) The ease of use of search tools available on the Library website		1	12,5	0	0,0	3	37,5	4	50,0	8	100,0	17
e) The assistance provided by the Library staff		0	0,0	0	0,0	9	81,8	2	18,2	11	100,0	14
f) Availability of documents (textbooks, articles, chapters, case studies, etc.) used in individual courses		1	9,1	0	0,0	8	72,7	2	18,2	11	100,0	14
g) The Library website as a source of information on the services offered and as a point of access for resources		1	9,1	0	0,0	7	63,6	3	27,3	11	100,0	14
h) The usefulness of workshops offered by the Library to understand how to use the resources available (catalogues, e-journals, databases, etc.)		1	9,1	0	0,0	7	63,6	3	27,3	11	100,0	14

Over time comparison



(*): the percentage shown on the graphs is calculated by excluding the responses of those who declare that they have not used the service.