

EVALUATION OF THE DEGREE PROGRAM AND THE UNIVERSITY EXPERIENCE

MASTER OF SCIENCE IN DATA SCIENCE AND BUSINESS ANALYTICS a.y. 2022-2023

SURVEY PERIOD: JULY 2023 - APRIL 2024

N° QUESTIONNAIRES PROCESSED: 49

N° OF GRADUATE STUDENTS: 54

RESPONSE RATE: 90,7%



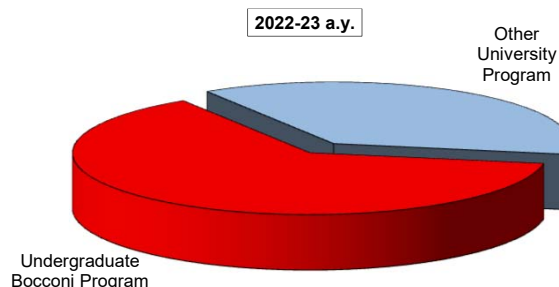
EVALUATION OF UNIVERSITY EXPERIENCE

Data Science and Business Analytics

General information

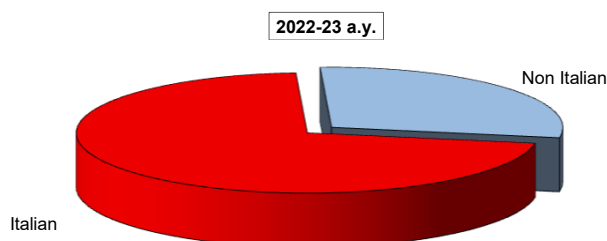
Undergraduate Career

Answers	a. v.	%	
		2022-23	2021-22
Undergraduate Bocconi Program	31	63,3	62,3
Other University Program	18	36,7	37,7
Total	49	100,0	100,0
NA	0		



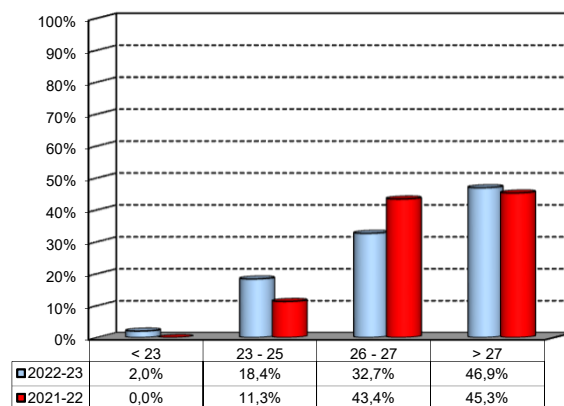
Nationality

Answers	a. v.	%	
		2022-23	2021-22
Italian	35	71,4%	69,8%
Non Italian	14	28,6%	30,2%
Total	49	100%	100%
NA	1		



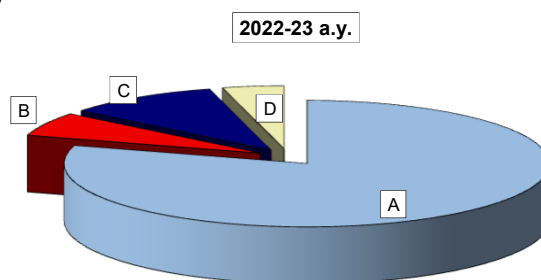
Average mark of the exams passed: (approximate average expressed in 30/30)

Answers	a. v.	%
meno di 23	1	2,0%
23-25	9	18,4%
26-27	16	32,7%
maggiore di 27	23	46,9%
Total	49	100%
NA	0	



How many of the courses included in your curriculum did you attend regularly?

Answers	a. v.	%	
		2022-23	2021-22
A - More than 75%	39	79,6	73,6
B - Between 50 and 75%	3	6,1	13,2
C - Between 25 and 50%	5	10,2	7,5
D - Less than 25%	2	4,1	5,7
Total	49	100,0	100,0
NA	0		

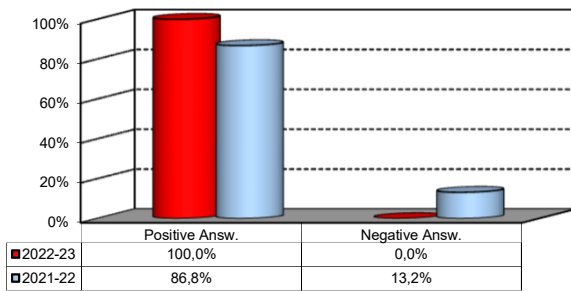


Study Experience

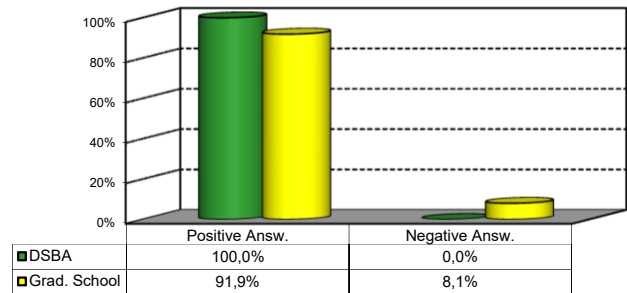
1) On the whole, do you think that the MSc program you attended at Bocconi enabled in-depth study of topics in both a theoretical and a practical sense?

Answers	Italian		Non Italian		Total	
	a.v.	%	a.v.	%	a.v.	%
A - Definitely YES	20	57,1%	6	42,9%	26	53,1%
B - More YES than NO	15	42,9%	8	57,1%	23	46,9%
C - More NO than YES	0	0,0%	0	0,0%	0	0,0%
D - Definitely NO	0	0,0%	0	0,0%	0	0,0%
Total	35	100%	14	100%	49	100%
NA	0		0			

Over time comparison



Comparison with the overall School data

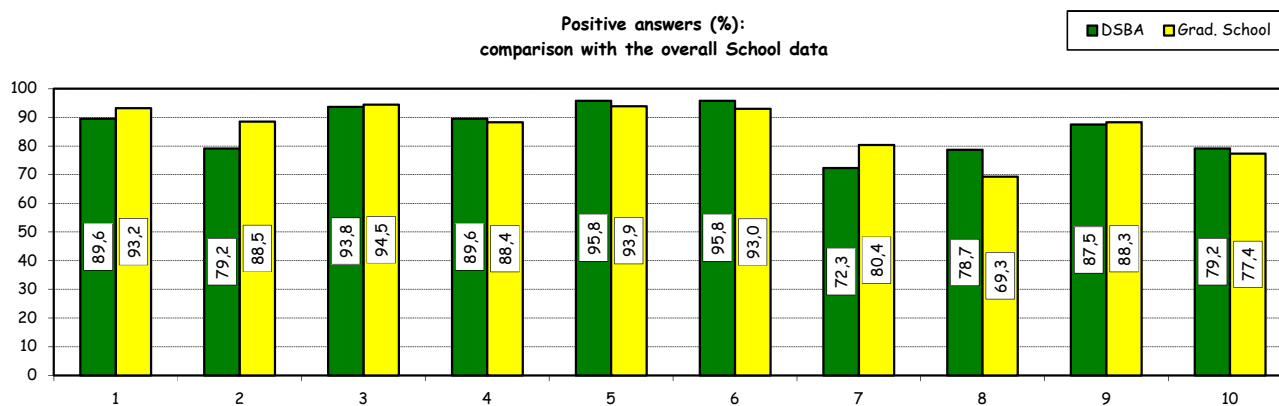


Study Experience

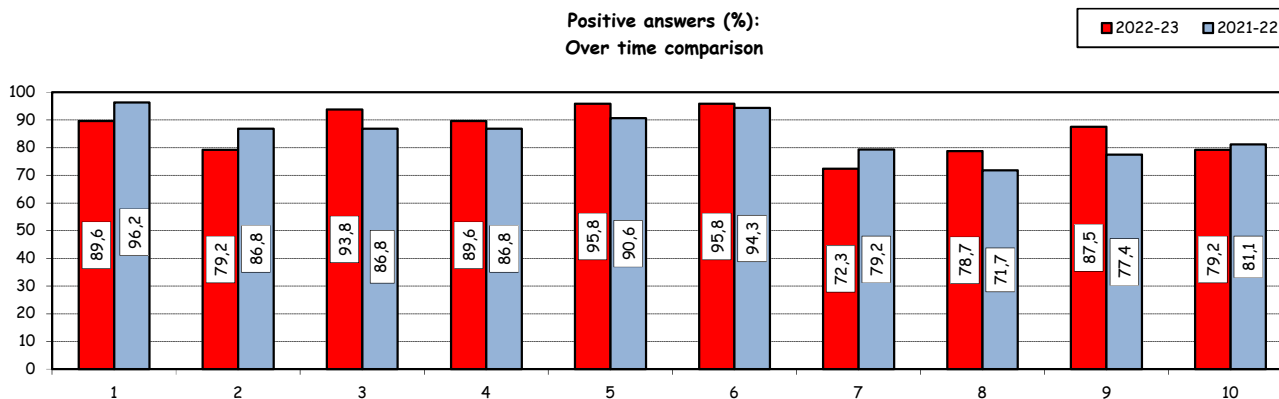
2) Do you think that your course of study at Bocconi has contributed to the development of the following skills?

Soft Skill	Item	Definitely YES		More YES than NO		More NO than YES		Definitely NO		Total		n.a.
		a.v.	%	a.v.	%	a.v.	%	a.v.	%	a.v.	%	a.v.
1	Ability to work in team	31	64,6	12	25,0	4	8,3	1	2,1	48	100,0	1
2	Interpersonal skills	26	54,2	12	25,0	9	18,8	1	2,1	48	100,0	1
3	Organizational skills	26	54,2	19	39,6	3	6,3	0	0,0	48	100,0	1
4	Critical thinking skills	23	47,9	20	41,7	4	8,3	1	2,1	48	100,0	1
5	Ability to analyze and select information	28	58,3	18	37,5	2	4,2	0	0,0	48	100,0	1
6	Problem-solving ability	26	54,2	20	41,7	2	4,2	0	0,0	48	100,0	1
7	Written communication skills	17	36,2	17	36,2	12	25,5	1	2,1	47	100,0	2
8	Verbal communication skills	22	46,8	15	31,9	8	17,0	2	4,3	47	100,0	2
9	Ability to cope with stress	30	62,5	12	25,0	5	10,4	1	2,1	48	100,0	1
10	Entrepreneurial spirit	17	35,4	21	43,8	9	18,8	1	2,1	48	100,0	1

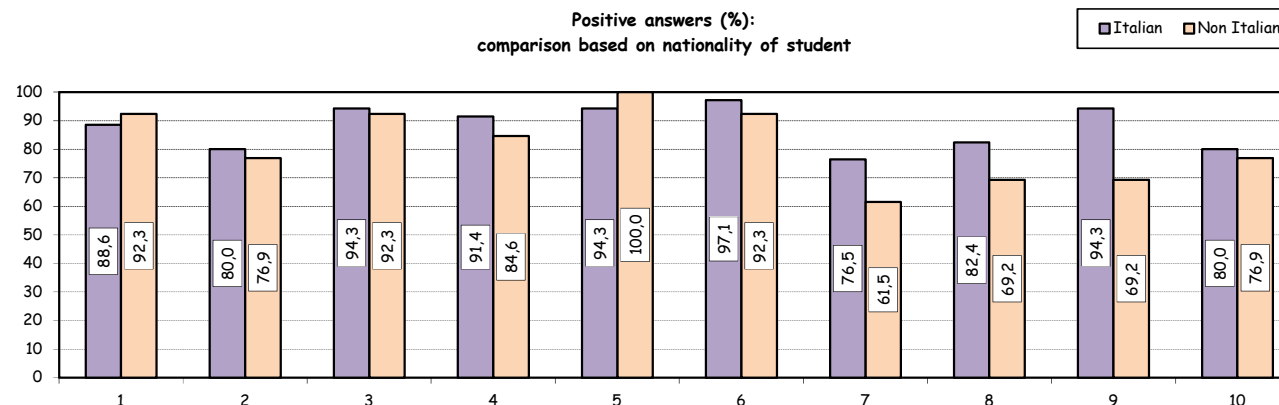
Positive answers (%):
comparison with the overall School data



Positive answers (%):
Over time comparison



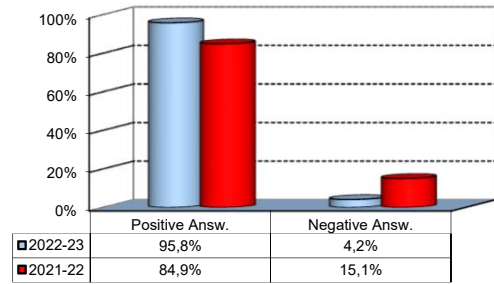
Positive answers (%):
comparison based on nationality of student



Study Experience

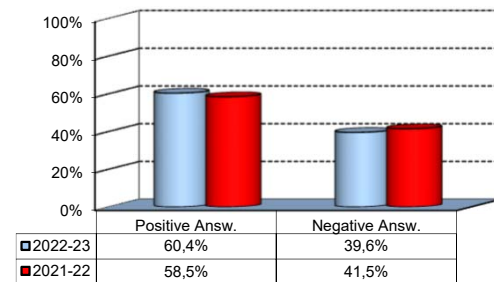
3) Do you think that teaching activities in the MSc program were structured in an active manner (frequent use of teamwork, case studies, assignments, etc.)?

Answers	a.v.	%
A - Definitely YES	22	45,8%
B - More YES than NO	24	50,0%
C - More NO than YES	2	4,2%
D - Definitely NO	0	0,0%
Total	48	100%
NA	1	



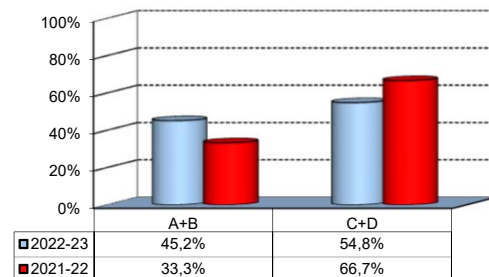
4) Do you think that the courses in your curriculum were adequately coordinated with each other?

Answers	a.v.	%
A - Definitely YES	8	16,7%
B - More YES than NO	21	43,8%
C - More NO than YES	17	35,4%
D - Definitely NO	2	4,2%
Total	48	100%
NA	1	



5) During the MSc program, did you notice any unnecessary overlaps or repetitions of subjects and content with what you studied during your undergraduate program?

Answers	a.v.	%
A-Very often	8	25,8%
B-Often	6	19,4%
C-Hardly ever	12	38,7%
D-Never	5	16,1%
Total	31	100%
NA	18	



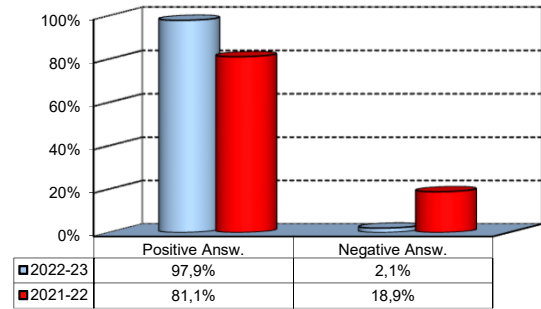
Please select the course or courses in the MSc program in which you encountered overlaps or unnecessary repetitions (multiple answers admitted)

Course	a.v.	%
COMPUTER PROGRAMMING AND DATABASE SYSTEMS - COMPUTER PROGRAMMING	8	20,5%
STATISTICS AND PROBABILITY - ADVANCED MATHEMATICS AND STATISTICS - MODULE 2 (ADVANCED STATISTICAL METHODS)	5	12,8%
MACHINE LEARNING - MACHINE LEARNING	4	10,3%
Other	22	56,4%
TOTAL	39	100,0%

Study Experience

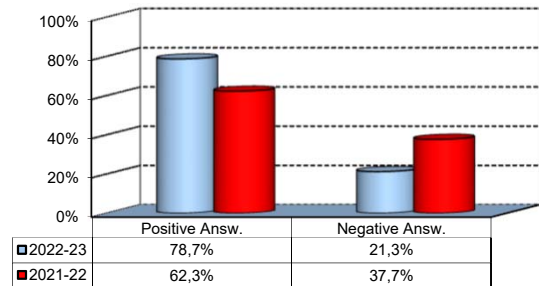
6) Do you think that the overall study load was compatible with the length of the program?

Answers	a.v.	%
A - Definitely YES	17	35,4%
B - More YES than NO	30	62,5%
C - More NO than YES	1	2,1%
D - Definitely NO	0	0,0%
Total	48	100%
NA	1	



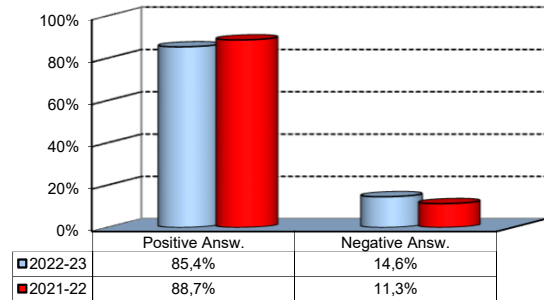
7) Was the coordination of the study program appropriately managed by the Program Director?

Answers	a.v.	%
A - Definitely YES	19	40,4%
B - More YES than NO	18	38,3%
C - More NO than YES	10	21,3%
D - Definitely NO	0	0,0%
Total	47	100%
NA	2	



8) On the whole, were the classroom climate and relationships with your classmates positive and able to enrich your personal experience?

Answers	a.v.	%
A - Definitely YES	23	47,9%
B - More YES than NO	18	37,5%
C - More NO than YES	7	14,6%
D - Definitely NO	0	0,0%
Total	48	100%
NA	1	

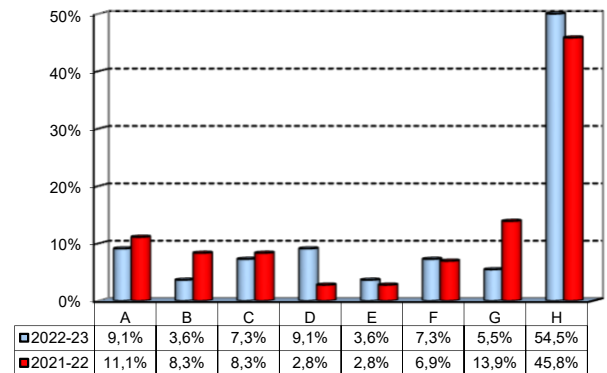


Extracurricular Activities

1) Which of the following extracurricular activities did you attend during your study program?

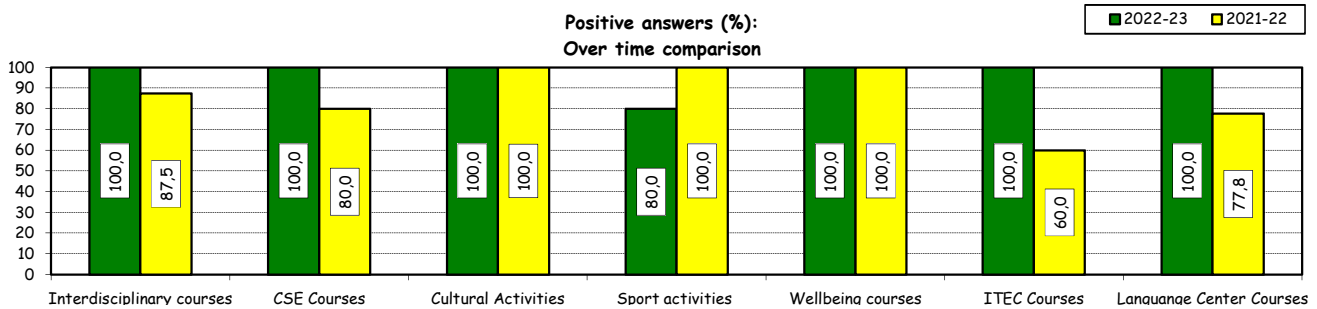
(multiple answers admitted)

Answers	a.v.	%
A - Interdisciplinary courses ("Sapere a tutto campo")	5	9,1%
B - Counseling and Self-Empowerment courses CSE	2	3,6%
C - Cultural Activities (visit museums, concerts, theatre and cinema, various issues)	4	7,3%
D - Sport activities	5	9,1%
E - Wellbeing courses	2	3,6%
F - Courses offered by ITEC	4	7,3%
G - Courses offered by Language Center	3	5,5%
H - None	30	54,5%
Total	55	100%
NA	0	



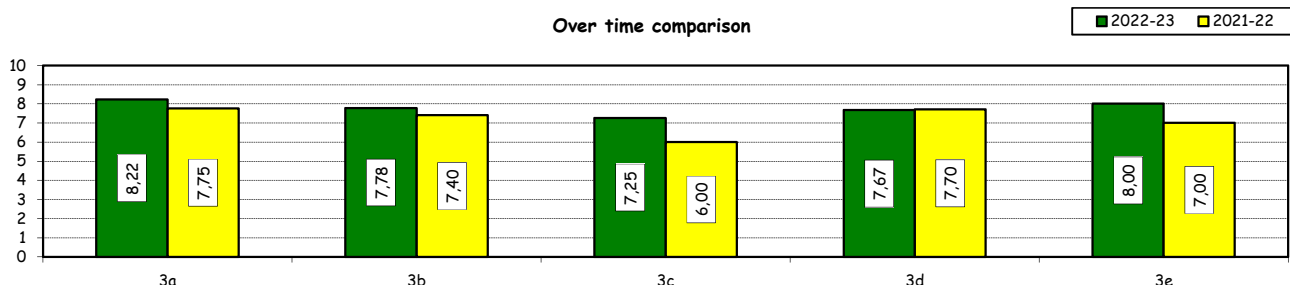
2) Do you think that the activities you took part in contributed to your cultural/educational enrichment?

	Definitely YES		More YES than NO		More NO than YES		Definitely NO		Total		NA
	a.v.	%	a.v.	%	a.v.	%	a.v.	%	a.v.	%	a.v.
A - Interdisciplinary courses	3	75,0	1	25,0	0	0,0	0	0,0	4	100,0	1
B - CSE courses	1	50,0	1	50,0	0	0,0	0	0,0	2	100,0	0
C - Cultural Activities	2	66,7	1	33,3	0	0,0	0	0,0	3	100,0	1
D - Sport activities	3	60,0	1	20,0	1	20,0	0	0,0	5	100,0	0
E - Wellbeing courses	0	0,0	2	100,0	0	0,0	0	0,0	2	100,0	0
F - ITEC courses	1	33,3	2	66,7	0	0,0	0	0,0	3	100,0	1
G - Language Center courses	1	33,3	2	66,7	0	0,0	0	0,0	3	100,0	0



How would you evaluate:

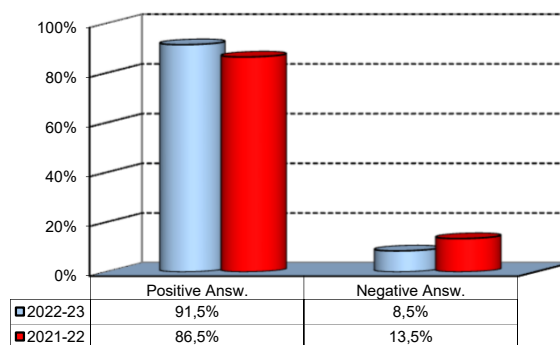
Item	Answers	Negative				Positive				Total		NA
		1-2		3-4-5		6-7-8		9-10		a.v.	%	a.v.
		a.v.	%	a.v.	%	a.v.	%	a.v.	%	a.v.	%	
3a) The range and interest of programmes offered		0	0,0	0	0,0	12	66,7	6	33,3	18	100,0	1
3b) The support you received from the Campus Life Office		0	0,0	0	0,0	13	72,2	5	27,8	18	100,0	1
3c) The support you received from ITEC		0	0,0	0	0,0	4	100,0	0	0,0	4	100,0	0
3d) The support you received from Language Center		0	0,0	0	0,0	2	66,7	1	33,3	3	100,0	0
3e) The support you received from Bocconi Sport Team		0	0,0	1	20,0	1	20,0	3	60,0	5	100,0	0



Degree Thesis

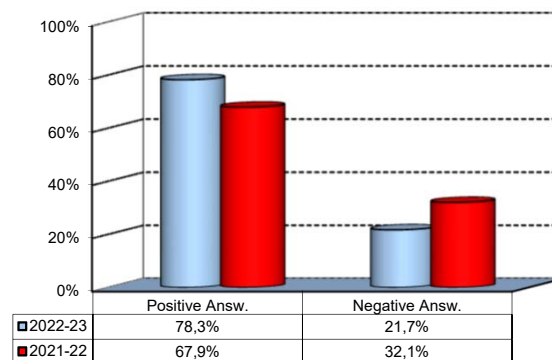
1) Do you think that the supervision and the assistance for preparing for your thesis were appropriate?

Answers	a.v.	%
A - Definitely YES	18	38,3%
B - More YES than NO	25	53,2%
C - More NO than YES	3	6,4%
D - Definitely NO	1	2,1%
Total	47	100%
NA	2	



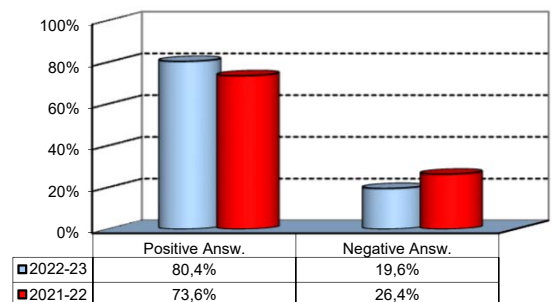
2) Do you think that the facilities provided by the University (library, computer labs) adequately supported preparation for your thesis?

Answers	a.v.	%
A - Definitely YES	12	26,1%
B - More YES than NO	24	52,2%
C - More NO than YES	8	17,4%
D - Definitely NO	2	4,3%
Total	46	100%
NA	3	



3) Do you think that your thesis was a useful experience for completing your education and a way to verify your planning and writing skills?

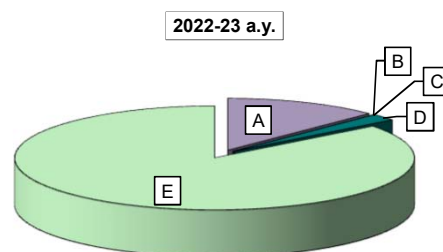
Answers	a.v.	%
A - Definitely YES	18	39,1%
B - More YES than NO	19	41,3%
C - More NO than YES	5	10,9%
D - Definitely NO	4	8,7%
Total	46	100%
NA	3	



Experience Of Studying Abroad

1) Please select the program you participated in:

Answers	a.v.	%	
		2022-23	2021-22
A - Exchange	6	12,5	17,0
B - CEMS-MIM	0	0,0	0,0
C- Double Degree	0	0,0	0,0
D - Free-Mover	1	2,1	0,0
E- None	41	85,4	83,0
Total	48	100,0	100,0
NA	1		

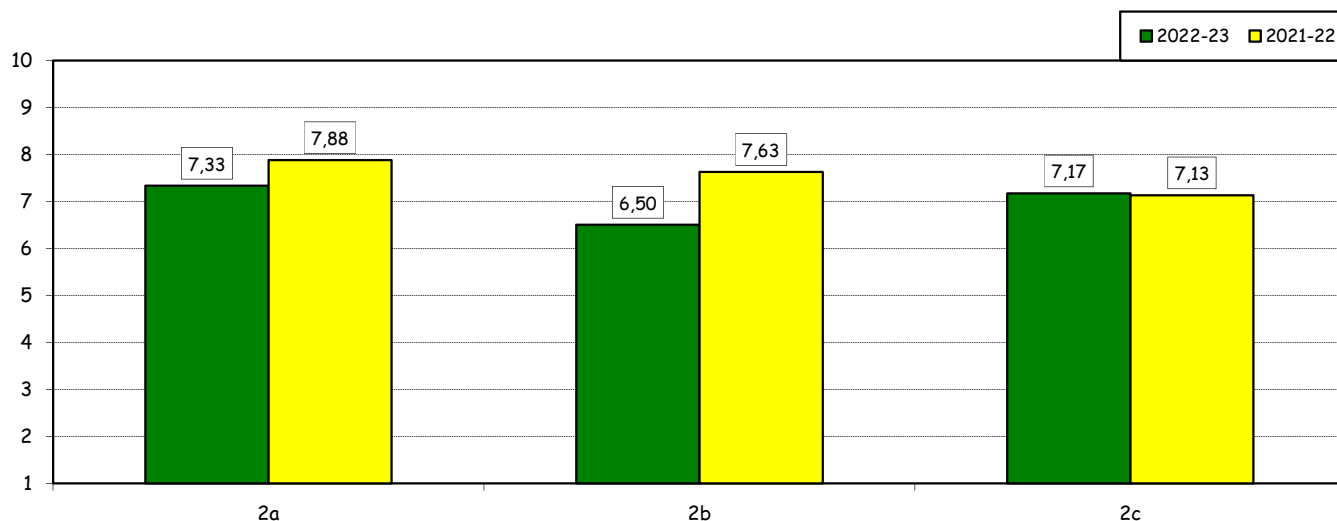


How would you evaluate:

(only A, B, C or E answers to item no.1)

Item	Answers	Negative				Positive				Total		N.A. a.v.
		1-2		3-4-5		6-7-8		9-10		a.v.	%	
		a.v.	%	a.v.	%	a.v.	%	a.v.	%			
2a) Quality and completeness of information provided through: 'International Week', emails, brochures, International Relations Service web page.		0	0,0	1	16,7	3	50,0	2	33,3	6	100,0	0
2b) The range and interest of programs offered.		1	16,7	1	16,7	2	33,3	2	33,3	6	100,0	0
2c) The support you received from Bocconi International Relations.		1	16,7	0	0,0	3	50,0	2	33,3	6	100,0	0

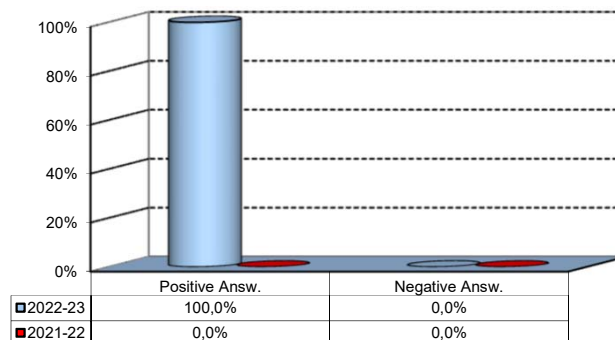
Over time comparison



Experience Of Studying Abroad

3) Would you positively evaluate this experience?

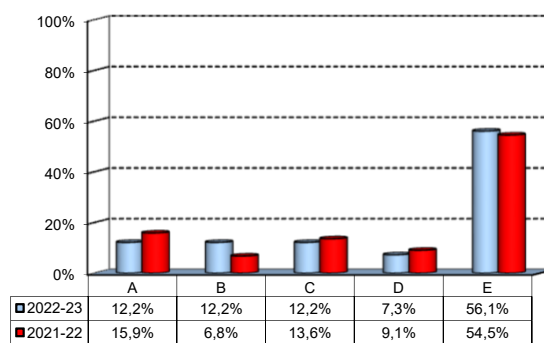
Answers	v. a.	%
A - Definitely YES	4	57,1%
B - More YES than NO	3	42,9%
C - More NO than YES	0	0,0%
D - Definitely NO	0	0,0%
Total	7	100%
NA	0	



(In case of answer "E" to item no.1)

4) Please indicate why you did not attend a period of study abroad (select all relevant reasons):

Answers	a. v.	%
A-Lack of interest in this kind of experience	5	12,2%
B-Absence of the requirements needed for participation in the program selected	5	12,2%
C-Rejection of your application	5	12,2%
D-Lack of time during the period of study	3	7,3%
E-Other (personal, family, organizational reasons, etc.)	23	56,1%
Total	41	100%
NA	0	



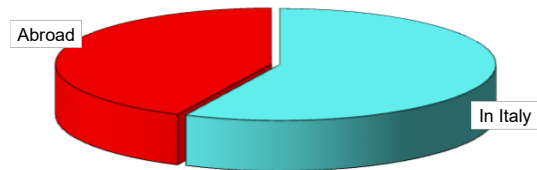
Internship Activities

1) Which activity recognized in your curriculum did you complete during the MSc program?

Answers	a.v.	%	
		2022-23	2021-22
A - Internship/Other job experience	49	100,0	89,5
B - Alternative Activity [^]	0	0,0	10,5
Total	49	100,0	100,0
NA	0		

3) Where did you complete the internship recognized by the Bachelor program?

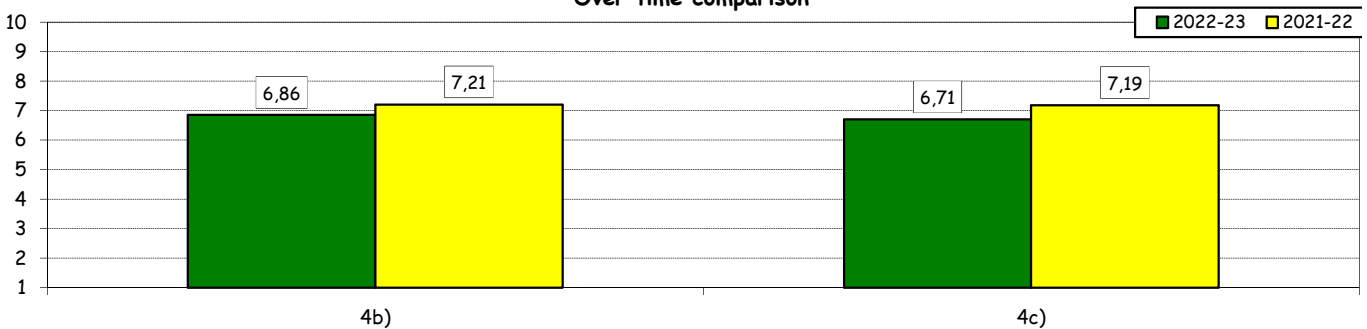
Answers	a.v.	%	
		2022-23	2021-22
In Italy	28	57,1%	62,7%
Abroad	21	42,9%	37,3%
Total	49	100%	100%
NA	0		



How would you evaluate:

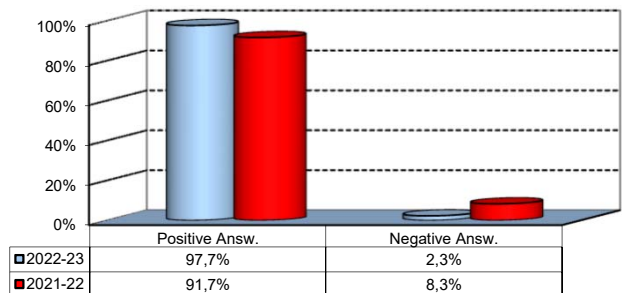
Item	Answers	Negative				Positive				Total		N.A. a.v.
		1-2		3-4-5		6-7-8		9-10		a.v.	%	
		a.v.	%	a.v.	%	a.v.	%	a.v.	%			
4a) The number and variety of opportunities offered.		2	4,8	9	21,4	22	52,4	9	21,4	42	100,0	7
4b) The support you received from the Internship Office.		2	4,9	9	22,0	24	58,5	6	14,6	41	100,0	8

Over time comparison



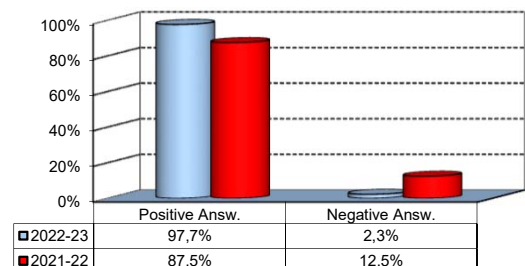
5) Would you positively evaluate this experience?

Answers	a.v.	%
A - Definitely YES	29	67,4%
B - More YES than NO	13	30,2%
C - More NO than YES	1	2,3%
D - Definitely NO	0	0,0%
Total	43	100%
NA	6	



6) Do you think that the qualifications you acquired while attending the MSc program were appropriate to perform this activity?

Answers	a.v.	%
A - Definitely YES	22	51,2%
B - More YES than NO	20	46,5%
C - More NO than YES	1	2,3%
D - Definitely NO	0	0,0%
Total	43	100%
NA	6	



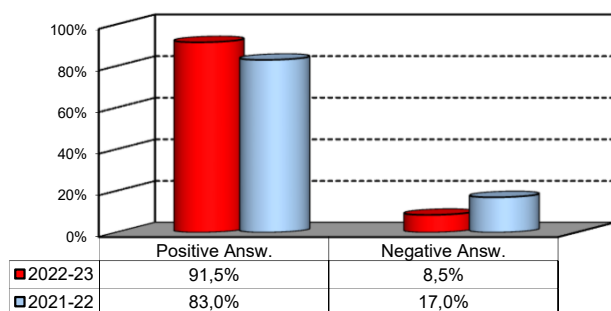
[^]: During the pandemic, students were given the opportunity to replace the mandatory internship with an alternative activity called Career Start Pack. It consists in an elective exam integrated with mandatory participation in the virtual career orientation path

General satisfaction and short-term plans

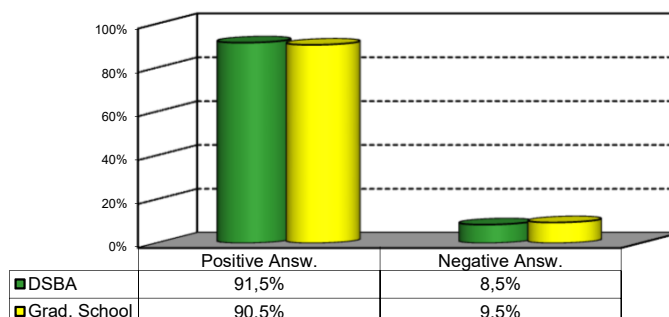
1) Are you satisfied overall with the study program you attended?

Answers	Italian		Non Italian		Total	
	a.v.	%	a.v.	%	a.v.	%
A - Definitely YES	15	42,9%	8	66,7%	23	48,9%
B - More YES than NO	17	48,6%	3	25,0%	20	42,6%
C - More NO than YES	3	8,6%	1	8,3%	4	8,5%
D - Definitely NO	0	0,0%	0	0,0%	0	0,0%
Total	35	100%	12	100%	47	100%
NA	0		2		2	

Over time comparison



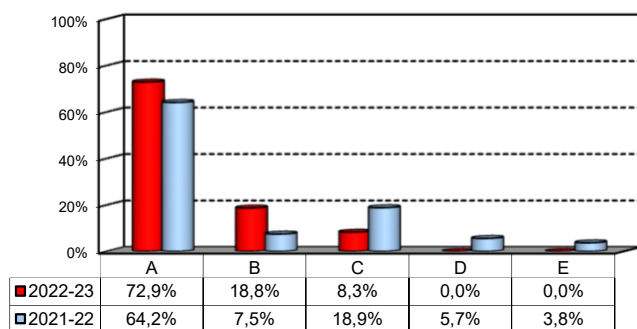
Comparison with the overall School data



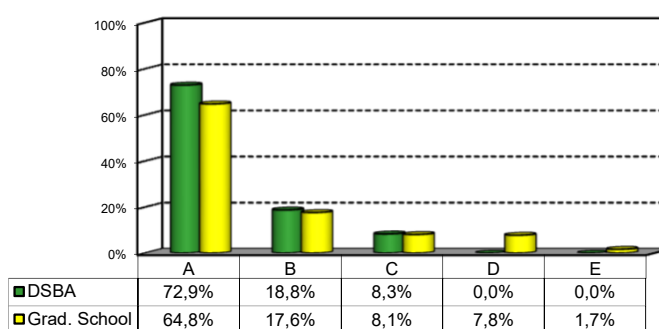
2a) If you could go back in time, would you enroll in the University again?

Answers	Italian		Non Italian		Total	
	v. a.	%	v. a.	%	v. a.	%
A-YES, in the same program at this University	25	71,4%	10	76,9%	35	72,9%
B-YES, in another program at this University	6	17,1%	3	23,1%	9	18,8%
C-YES, in the same program but at another University	4	11,4%	0	0,0%	4	8,3%
D-YES, in another program at another University	0	0,0%	0	0,0%	0	0,0%
E-NO, I would not enrol in university anymore	0	0,0%	0	0,0%	0	0,0%
Total	35	100%	13	100%	48	100%
NA	0		1		1	

Over time comparison



Comparison with the overall School data



General satisfaction and short-term plans

(In case of answer "B" to item no.2a)

2b) Which program would you enroll at this University?

MSc	a.v.	%
ACME	0	0,0%
AFC	0	0,0%
FIN	5	62,5%
CLELI	0	0,0%
ESS	1	12,5%
EMIT	1	12,5%
GIO	0	0,0%
IM	0	0,0%
M	0	0,0%
MM	1	12,5%
CYBER	0	0,0%
Total	8	100%
NA	1	

2c) Why would you make a different choice?

(In case of answer "B", "C", "D" or "E" to item no.2a)

Answers	a.v.	% 2022-23	% 2021-22
A - My interest has changed over time / I discovered that I have different attitudes	7	53,8%	29,4%
B -The MS program did not satisfy my expectations	3	23,1%	23,5%
C I would have preferred to attend the same MS program but taught in English	0	0,0%	0,0%
D - Other reasons	3	23,1%	47,1%
Total	13	100%	100%
NA	0		

D- Other reasons:

DSBA track Data Science penso sia un buon corso ma credo esistano corsi all'estero simili ma migliori: migliore integrazione fra le materie, assenza di corsi inutili come quello di marketing, piu' scelta fra gli electives a tema data science, etc...

I enrolled in DSBA but it's not as technical as I wanted it and it's almost impossible to find a job in data science
--

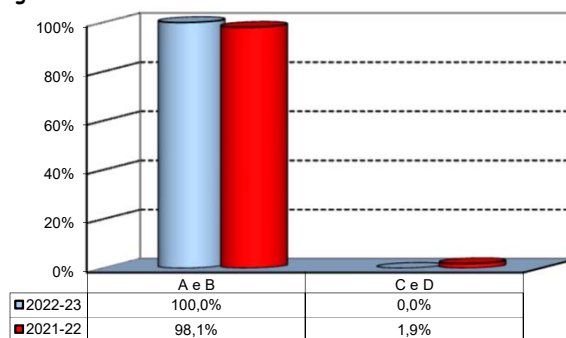
I would have attended the AI MSc

Troppo overlap con BEMACS. Rifarei il DSBA se fosse conceptrato in 1 ano, focalizzandosi solo su argomenti nuovi rispetto al Bemacs.
--

Infrastructure: Classrooms, Library And Facilities

1) What is your opinion about the classrooms where lessons and other teaching activities have been held?*

Answers	a.v.	%
A - Always or nearly always adequate	33	68,8%
B - Often adequate	15	31,3%
C - Rarely adequate	0	0,0%
D - Never adequate	0	0,0%
E - I did not use them	0	0,0%
Total	48	100%
NA	1	

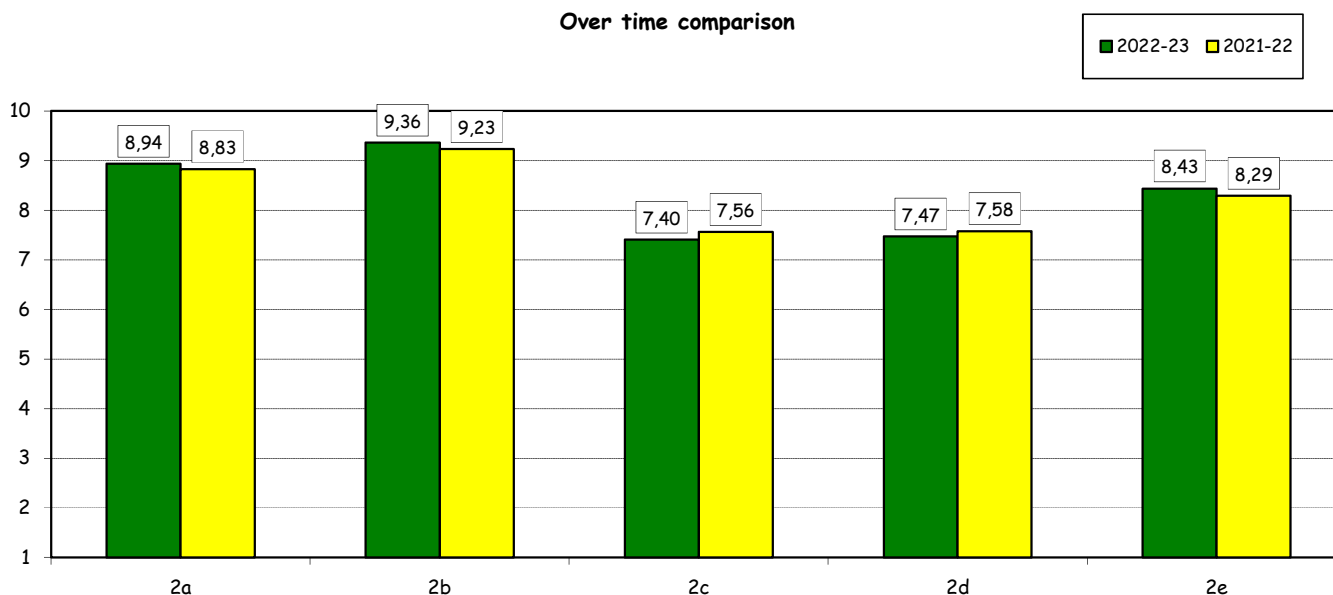


2) How would you evaluate:

(In case of answer "A", "B", "C" or "D" to item no.1)

Item	Answers	Negative				Positive				Total		NA	N.R.
		1-2		3-4-5		6-7-8		9-10		a.v.	%		
		a.v.	%	a.v.	%	a.v.	%	a.v.	%				
a) The adequacy of the audio and multimedia systems (e.g. instructor's computer, projectors, video players) installed in the classrooms.		0	0,0	0	0,0	13	27,7	34	72,3	47	100,0		2
b) The cleanliness of classrooms and of other common areas on campus (corridors, halls, study rooms).		0	0,0	0	0,0	6	12,8	41	87,2	47	100,0		2
c) The adequacy of the amount of areas/seats reserved to individual study in the University Library.		2	4,3	8	17,0	17	36,2	20	42,6	47	100,0	0	2
d) The adequacy of the amount of areas/seats reserved to individual study in other buildings on campus.		1	2,1	8	17,0	19	40,4	19	40,4	47	100,0	0	2
e) The clarity and adequacy of the signage system on campus.		0	0,0	2	4,3	18	39,1	26	56,5	46	100,0		3

Over time comparison

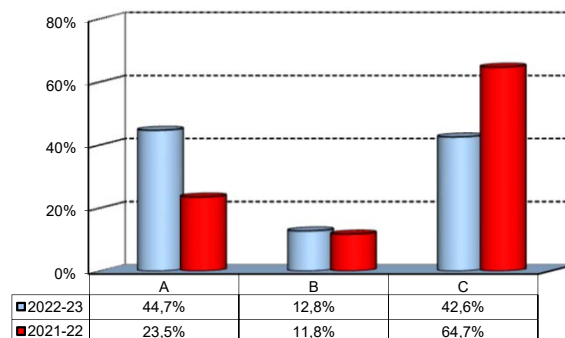


(*): the percentage shown on the graphs is calculated by excluding the responses of those who declare that they have not used the service.

Infrastructure: Classrooms, Library And Facilities

3) What is your overall opinion on the PC Labs and IT facilities provided by the University?

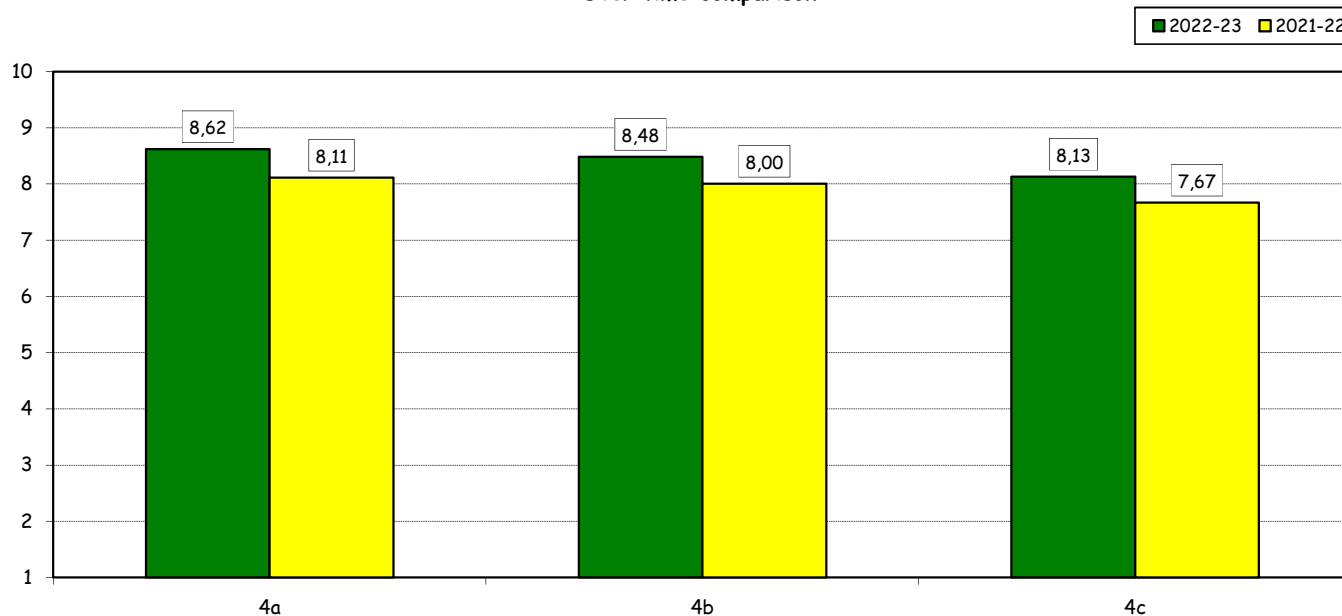
Answers	a.v.	%
A- Adequate in number	21	44,7%
B- Inadequate in number	6	12,8%
C- Never used	20	42,6%
Total	47	100%
NA	2	



4) How do you evaluate:

Answers	Negative				Positive				Total	N.R.	
	1-2		3-4-5		6-7-8		9-10				
	a.v.	%	a.v.	%	a.v.	%	a.v.	%			
a) The availability of technical staff supporting students (Tutors) in PC Labs.*	0	0,0	1	3,8	9	34,6	16	61,5	26	100,0	1
b) The convenience of the PC Labs' opening hours.*	0	0,0	1	4,0	10	40,0	14	56,0	25	100,0	2
c) The level of accessibility and usability of the University's IT services (Internet access points, Punto Blu, Virtual Punto Blu, wireless connection).	0	0,0	2	4,2	24	50,0	22	45,8	48	100,0	-1

Over time comparison

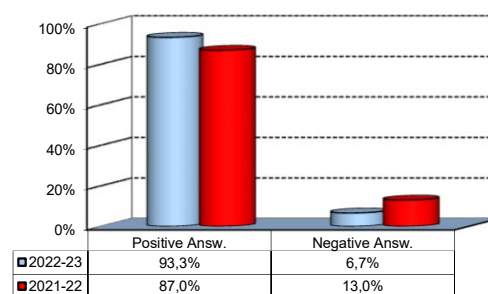


(*): Only in case of answer "A" or "B" to item no.3

Infrastructure: Classrooms, Library And Facilities

5) What is your overall opinion on the Library's services, such as support for individual study?*

Answers	a.v.	%
A - Very Positive	13	27,1%
B - Quite positive	15	31,3%
C - Quite negative	1	2,1%
D - Very Negative	1	2,1%
E - Never used	18	37,5%
Total	48	100%
NA	1	

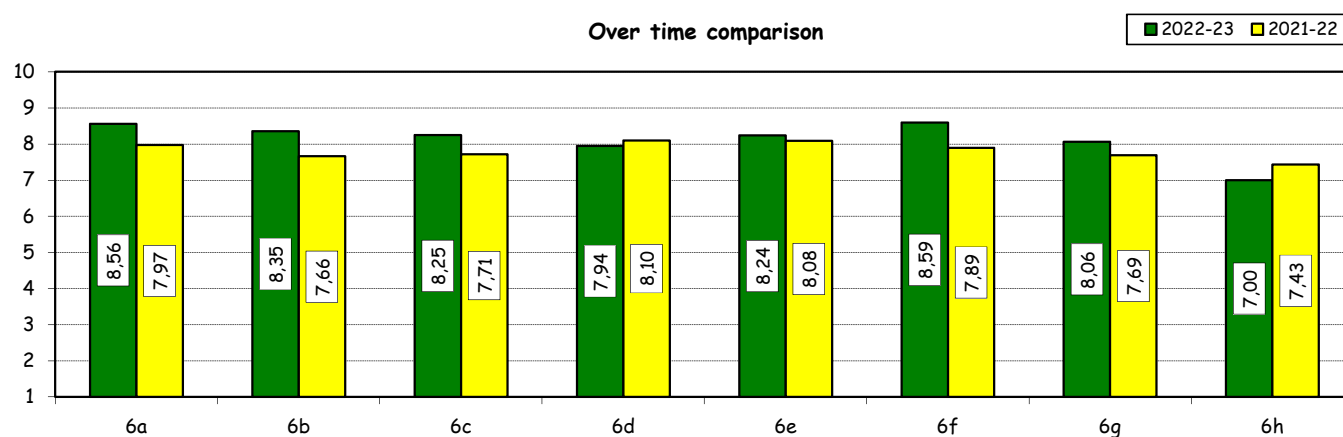


6) How would you evaluate:

(In case of answer "A", "B", "C" or "D" to item no. 5)

Item	Answers	Negative				Positive				Total		N.A. a.v.
		1-2		3-4-5		6-7-8		9-10		a.v.	%	
		a.v.	%	a.v.	%	a.v.	%	a.v.	%			
a) The convenience of the Library's opening hours and access to its main services.		0	0,0	0	0,0	7	38,9	11	61,1	18	100,0	12
b) Range of subjects covered in hardcopy collections (books and journals) compared to your needs of study and research		0	0,0	0	0,0	9	52,9	8	47,1	17	100,0	13
c) The relevance and updating of online collections (e-books, e-journals, databases) compared to your needs of study and research		0	0,0	0	0,0	8	50,0	8	50,0	16	100,0	14
d) The ease of use of search tools available on the Library website		1	5,6	0	0,0	11	61,1	6	33,3	18	100,0	12
e) The assistance provided by the Library staff		0	0,0	2	11,8	5	29,4	10	58,8	17	100,0	13
f) Availability of documents (textbooks, articles, chapters, case studies, etc.) used in individual courses		0	0,0	0	0,0	8	47,1	9	52,9	17	100,0	13
g) The Library website as a source of information on the services offered and as a point of access for resources		0	0,0	2	11,8	5	29,4	10	58,8	17	100,0	13
h) The usefulness of workshops offered by the Library to understand how to use the resources available (catalogues, e-journals, databases, etc.)		1	5,9	3	17,6	8	47,1	5	29,4	17	100,0	13

Over time comparison



(*): the percentage shown on the graphs is calculated by excluding the responses of those who declare that they have not used the service.