

SURVEY ON GRADUATES SATISFACTION AT 1, 3, 5 YEARS AFTER GRADUATION - 2023 EDITION

BACHELOR IN INTERNATIONAL ECONOMICS MANAGEMENT AND FINANCE

INTRODUCTION

This statistical report summarizes the opinions expressed by graduates in response to satisfaction surveys carried out 1, 3 and 5 years after graduation.

The data reported refer to graduates who completed the Degree Program in the years 2021, 2019 and 2017, respectively, and who did not continue their studies at Bocconi.

In particular, the opinions gathered concern:

- satisfaction with the Program and the set of knowledge and skills acquired at the end of it;
- the perception of the usefulness of the Program for the performance of one's job;
- impressions of the contribution provided by internship and study experiences abroad (if applicable) for the job placement.

Survey on graduates satisfaction at 1, 3, 5 years after graduation - 2023 Edition

(reference cohorts: 1 year - year 2021, 3 years - year 2019, 5 years - year 2017)

International Economics Management and Finance

General info about the respondents

1) Respondents distribution

	2023 Edition				2022 Edition
	Respondents		Graduates	% Redemption*	% Redemption*
	a.v.	%	a.v.	%	%
1 year	2	7,7%	2	100,0%	60,0%
3 years	3	11,5%	3	100,0%	23,1%
5 years	21	80,8%	89	23,6%	28,8%
Total answers	26	100%	94	27,7%	29,0%

2) Are you continuing your studies in another University?

	1 year survey			3 years survey			5 years survey			Total	
	2023 edition		2022 edition	2023 edition		2022 edition	2023 edition		2022 edition	a.v.	%
	a.v.	%	%	a.v.	%	%	a.v.	%	%		
A - YES, a program lasting less than 9 months	1	50,0%	0,0%	0	0,0%	0,0%	1	4,8%	3,0%	2	7,7%
B - YES, a program lasting 9 months or more	0	0,0%	33,3%	1	33,3%	100,0%	16	76,2%	75,8%	17	65,4%
C - No	1	50,0%	66,7%	2	66,7%	0,0%	4	19,0%	21,2%	7	26,9%
Total answers	2	100%	100%	3	100%	100%	21	100%	100%	26	100%

(In case of answer B to question 2)

3) What kind of Program are you attending?

	1 year survey			3 years survey			5 years survey			Total	
	2023 edition		2022 edition	2023 edition		2022 edition	2023 edition		2022 edition	a.v.	%
	a.v.	%	%	a.v.	%	%	a.v.	%	%		
PhD	0	0,0%	0,0%	0	0,0%	0,0%	0	0,0%	2,7%	0	0,0%
Master of Science	0	0,0%	100,0%	1	100,0%	66,7%	8	50,0%	74,7%	9	52,9%
Bachelor of Science	0	0,0%	0,0%	0	0,0%	0,0%	0	0,0%	0,0%	0	0,0%
Specialized Master	0	0,0%	0,0%	0	0,0%	0,0%	8	50,0%	22,7%	8	47,1%
Professional Specialist Program	0	0,0%	0,0%	0	0,0%	0,0%	0	0,0%	0,0%	0	0,0%
Other	0	0,0%	0,0%	0	0,0%	33,3%	0	0,0%	0,0%	0	0,0%
Total answers	0	0%	100%	1	100%	100%	16	100%	100%	17	100%

(*): Only graduates who have not continued their studies at Bocconi are considered.

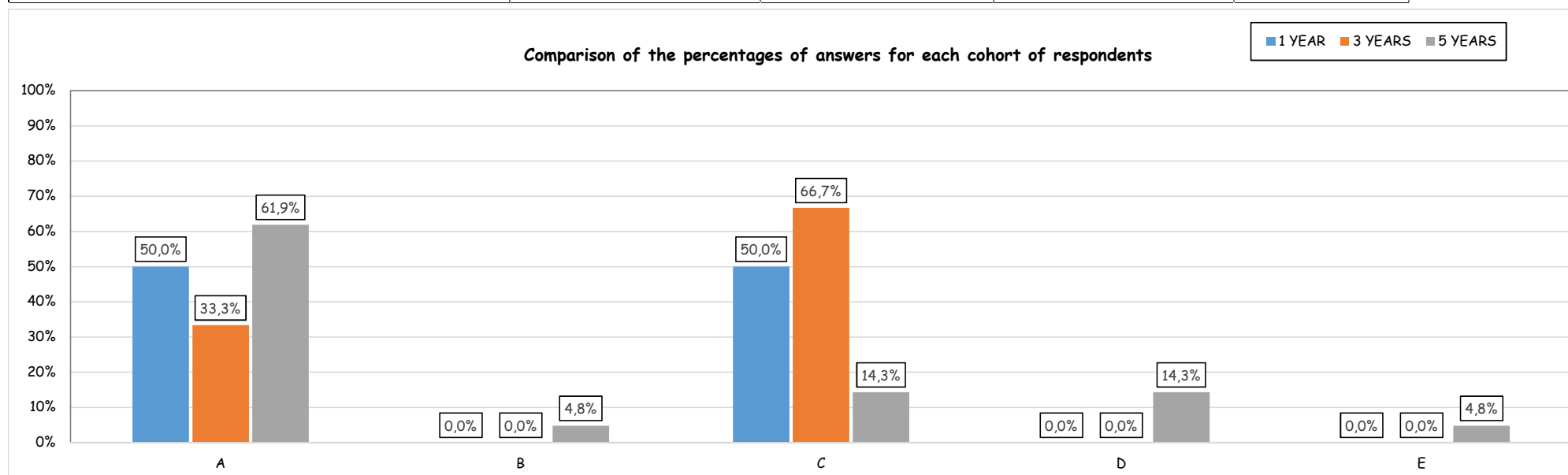
Survey on graduates satisfaction at 1, 3, 5 years after graduation - 2023 Edition

International Economics Management and Finance

Evaluation results

1) If you could go back, would you enroll in university again?

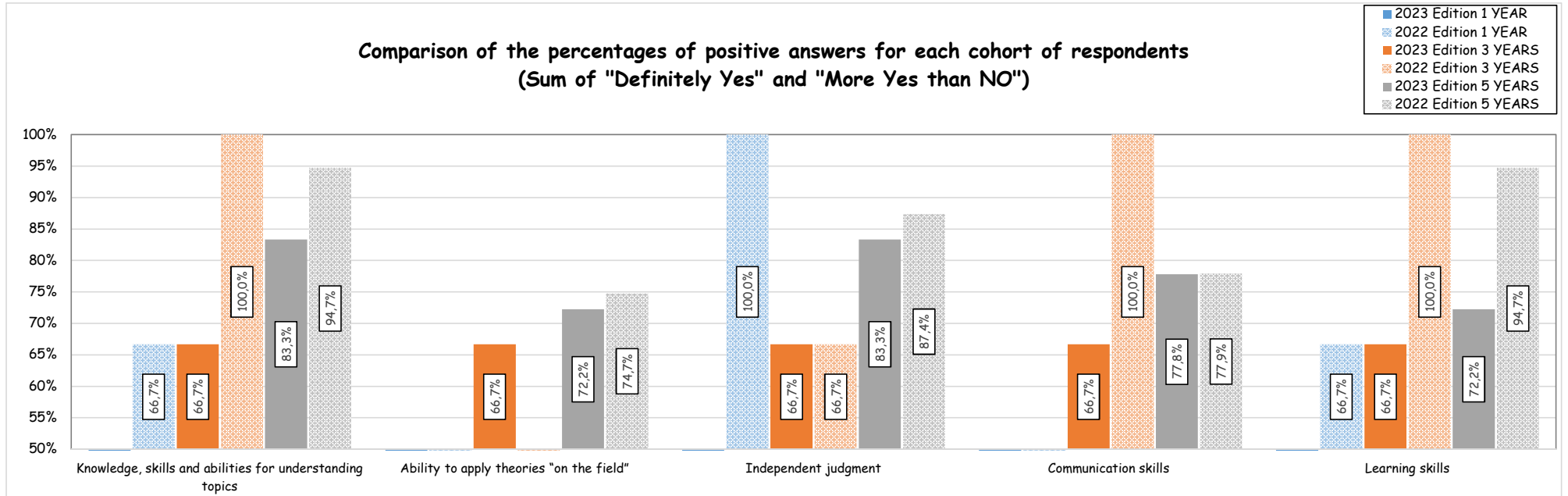
	1 year survey			3 years survey			5 years survey			Total	
	2023 edition		2022 edition	2023 edition		2022 edition	2023 edition		2022 edition	a.v.	%
	a.v.	%	%	a.v.	%	%	a.v.	%	%		
A - YES, in the same program and at the same university	1	50,0%	66,7%	1	33,3%	66,7%	13	61,9%	78,3%	15	57,7%
B - YES, but in a different program at the same university	0	0,0%	0,0%	0	0,0%	0,0%	1	4,8%	8,5%	1	3,8%
C - YES, in the same program but at a different university	1	50,0%	33,3%	2	66,7%	0,0%	3	14,3%	1,9%	6	23,1%
D - YES, but in a different program at a different university	0	0,0%	0,0%	0	0,0%	33,3%	3	14,3%	9,4%	3	11,5%
E - NO, I would not enroll in university	0	0,0%	0,0%	0	0,0%	0,0%	1	4,8%	1,9%	1	3,8%
Total answers	2	100%	100%	3	100%	100%	21	100%	100%	26	100%
NR	0			0			0			0	



**Survey on graduates satisfaction at 1, 3, 5 years after graduation - 2023 Edition
International Economics Management and Finance**

2) Level of satisfaction regarding the education received for:

Item	Answers		Definitely yes		More yes than no		More no than yes		Definitely no		Total		n.r.
	a.v.	%	a.v.	%	a.v.	%	a.v.	%	a.v.	%	a.v.	%	a.v.
A - Knowledge, skills and abilities for understanding topics analyzed during your study program	9	42,9	8	38,1	2	9,5	2	9,5	21	100,0	5		
B - Ability to apply theories learned during your studies "on the field"	7	33,3	8	38,1	3	14,3	3	14,3	21	100,0	5		
C - Independent judgment (in the area of issues analyzed during your study program, ability to form your own opinion and, if necessary, make independent decisions)	11	52,4	6	28,6	1	4,8	3	14,3	21	100,0	5		
D - Communication skills (both written and oral) on topics related to the program attended .	8	38,1	8	38,1	4	19,0	1	4,8	21	100,0	5		
E - Learning skills (or skills for acquiring new information and expertise by using a good study method or planning skills, etc.)	8	38,1	7	33,3	4	19,0	2	9,5	21	100,0	5		

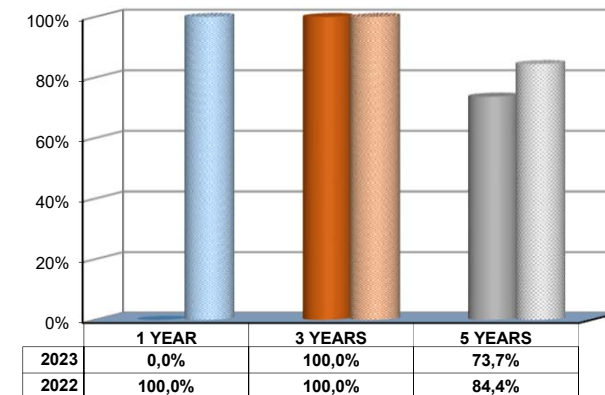


Survey on graduates satisfaction at 1, 3, 5 years after graduation - 2023 Edition
International Economics Management and Finance

3) Do you think that your current job is consistent with your studies?

	Years after graduation							
	1		3		5		Total	
	a.v.	%	a.v.	%	a.v.	%	a.v.	%
YES	0	#DIV/0!	3	100,0%	14	73,7%	17	77,3%
NO	0	#DIV/0!	0	0,0%	5	26,3%	5	22,7%
Total answers	0	#DIV/0!	3	100%	19	100%	22	100%
NR	2		0		2		4	

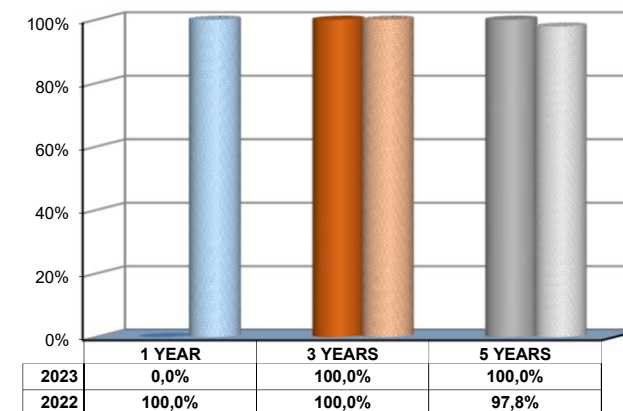
Temporal comparison of the percentages of positive answers



4. Is your degree useful in your work?

	Years after graduation							
	1		3		5		Totale	
	a.v.	%	a.v.	%	a.v.	%	a.v.	%
A - Yes, it's a requirement by law	0	0,0%	2	66,7%	0	0,0%	2	9,5%
B - It's not required by law, but it is necessary	0	0,0%	1	33,3%	7	38,9%	8	38,1%
C - It's not required by law, but it's useful	0	0,0%	0	0,0%	11	61,1%	11	52,4%
D - It's not required by law and it's not useful in other ways	0	0,0%	0	0,0%	0	0,0%	0	0,0%
Total answers	0	0%	3	100%	18	100%	21	100%
NR	2		0		3		5	

Temporal comparison of the percentage of answers A+B+C



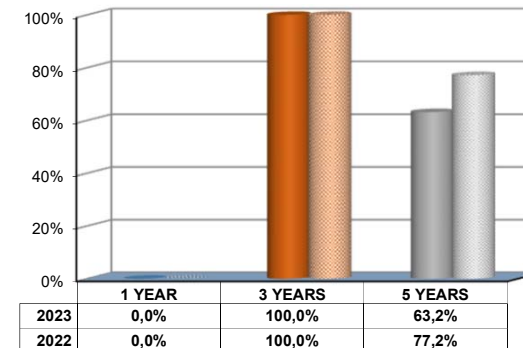
Survey on graduates satisfaction at 1, 3, 5 years after graduation - 2023 Edition

International Economics Management and Finance

5) Do you use the knowledge, skills and abilities acquired at University?

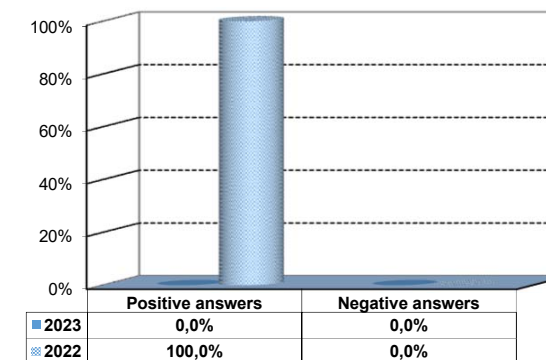
	Years after graduation							
	1		3		5		Totale	
	a.v.	%	a.v.	%	a.v.	%	a.v.	%
A - Definitely yes	0	0,0%	1	33,3%	5	26,3%	6	27,3%
B - More yes than no	0	0,0%	2	66,7%	7	36,8%	9	40,9%
C - More no than yes	0	0,0%	0	0,0%	7	36,8%	7	31,8%
D - Definitely no	0	0,0%	0	0,0%	0	0,0%	0	0,0%
Total answers	0	0%	3	100%	19	100%	22	100%
NR	2		0		2		4	

Temporal comparison of the percentages of positive answers
(Sum of "Definitely Yes" and "More Yes than NO")



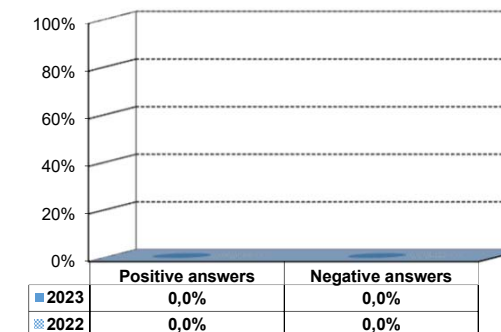
6) If you completed an internship during your study program, did the experience facilitate placement in the job market?*

	2023 Edition		2022 Edition
	a.v.	%	%
A - Definitely yes	0	0,0%	0,0%
B - More yes than no	0	0,0%	100,0%
C - More no than yes	0	0,0%	0,0%
D - Definitely no	0	0,0%	0,0%
E - I did not complete an internship during my study program	0	0,0%	0,0%
Total answers	0	0%	100%
NR	2		



7) If you studied abroad, did the experience facilitate placement in the job market?*

	2023 Edition		2022 Edition
	v.a.	%	%
A - Definitely yes	0	0,0%	0,0%
B - More yes than no	0	0,0%	0,0%
C - More no than yes	0	0,0%	0,0%
D - Definitely no	0	0,0%	0,0%
E - I did not study abroad	0	0,0%	100,0%
Total answers	0	0%	100%
NR	2		



(*): Question submitted only to graduates one year after graduation. The percentages shown in the histograms are calculated excluding the students who declared not to have carried out this activity.

BIEMF

Observations and suggestions provided by the respondents

3 years after graduation

Answ	What is the main strength of the degree program you attended ?	What is the main weakness of the degree program you attended?
1	Ambiente	Aggancio al mondo del lavoro potrebbe essere migliorato
2	Economics courses were interesting	Zero presentation preparation, add more presentations and essays
3	The courses were interesting	Classes and mental health
4	Wide variety of subjects	Level of english of certain teachers

BIEMF

Observations and suggestions provided by the respondents

5 years after graduation

Answ	What is the main strength of the degree program you attended ?	What is the main weakness of the degree program you attended?
1	-Analytical strength	-No IT or programming background in the bachelor when he was at Bocconi.
2	-CLES: It is pretty comprehensive --> Little bit of math, corporate studies and macro.	-CLES: Too much abstract modelling and not enough learning about the economy
3	Communication and University Reputation	-
4	Corsi molto approfonditi e facilmente riapplicabili	Modalità di valutazione troppo exam-based e troppi pochi casi concreti
5	Internazionalità	Metodo di studio antiquato
6	Le persone	Poco focus sul coding
7	PREPARAZIONE AL MONDO DEL LAVORO	difficoltà accesso ai programmi di scambio per studenti senza media altissima
8	Professori di alto livello e molto preparati	Troppa pressione competitiva - comunità di alunni poco coesa
9	Recognition	Not practical enough
10	Reputation	Too much theory
11		Oral exams at Bocconi are a thing of the past and should be abolished. The Gaussian curve has made for an extremely toxic and competitive environment
12		Rigidity. Did not feel like there was room to explore outside of the set classes provided. Or career opportunities were explored outside of usual (banking, private equity, consulting, etc.)