

SURVEY ON GRADUATES SATISFACTION AT 1, 3, 5 YEARS AFTER GRADUATION - 2023 EDITION

BACHELOR IN ECONOMIC AND SOCIAL SCIENCES

INTRODUCTION

This statistical report summarizes the opinions expressed by graduates in response to satisfaction surveys carried out 1, 3 and 5 years after graduation.

The data reported refer to graduates who completed the Degree Program in the years 2021, 2019 and 2017, respectively, and who did not continue their studies at Bocconi.

In particular, the opinions gathered concern:

- satisfaction with the Program and the set of knowledge and skills acquired at the end of it;
- the perception of the usefulness of the Program for the performance of one's job;
- impressions of the contribution provided by internship and study experiences abroad (if applicable) for the job placement.

Survey on graduates satisfaction at 1, 3, 5 years after graduation - 2023 Edition
 (reference cohorts: 1 year - year 2021, 3 years - year 2019, 5 years - year 2017)

Economic and Social Sciences

General info about the respondents

1) Respondents distribution

	2023 Edition				2022 Edition
	Respondents		Graduates	% Redemption*	% Redemption*
	a.v.	%	a.v.	%	%
1 year	37	56,1%	60	61,7%	56,0%
3 years	12	18,2%	28	42,9%	38,5%
5 years	17	25,8%	46	37,0%	50,6%
Total answers	66	100%	134	49,3%	49,4%

2) Are you continuing your studies in another University?

	1 year survey			3 years survey			5 years survey			Total	
	2023 edition		2022 edition	2023 edition		2022 edition	2023 edition		2022 edition	a.v.	%
	a.v.	%	%	a.v.	%	%	a.v.	%	%		
A - YES, a program lasting less than 9 months	1	2,7%	0,0%	0	0,0%	0,0%	1	5,9%	0,0%	2	3,0%
B - YES, a program lasting 9 months or more	26	70,3%	82,1%	11	91,7%	93,3%	15	88,2%	92,3%	52	78,8%
C - No	10	27,0%	17,9%	1	8,3%	6,7%	1	5,9%	7,7%	12	18,2%
Total answers	37	100%	100%	12	100%	100%	17	100%	100%	66	100%

(In case of answer B to question 2)

3) What kind of Program are you attending?

	1 year survey			3 years survey			5 years survey			Total	
	2023 edition		2022 edition	2023 edition		2022 edition	2023 edition		2022 edition	a.v.	%
	a.v.	%	%	a.v.	%	%	a.v.	%	%		
PhD	0	0,0%	0,0%	0	0,0%	7,1%	0	0,0%	2,8%	0	0,0%
Master of Science	22	84,6%	73,9%	8	72,7%	42,9%	10	66,7%	58,3%	40	76,9%
Bachelor of Science	0	0,0%	0,0%	0	0,0%	0,0%	0	0,0%	0,0%	0	0,0%
Specialized Master	4	15,4%	26,1%	2	18,2%	50,0%	5	33,3%	38,9%	11	21,2%
Professional Specialist Program	0	0,0%	0,0%	0	0,0%	0,0%	0	0,0%	0,0%	0	0,0%
Other	0	0,0%	0,0%	1	9,1%	0,0%	0	0,0%	0,0%	1	1,9%
Total answers	26	100%	100%	11	100%	100%	15	100%	100%	52	100%

(*): Only graduates who have not continued their studies at Bocconi are considered.

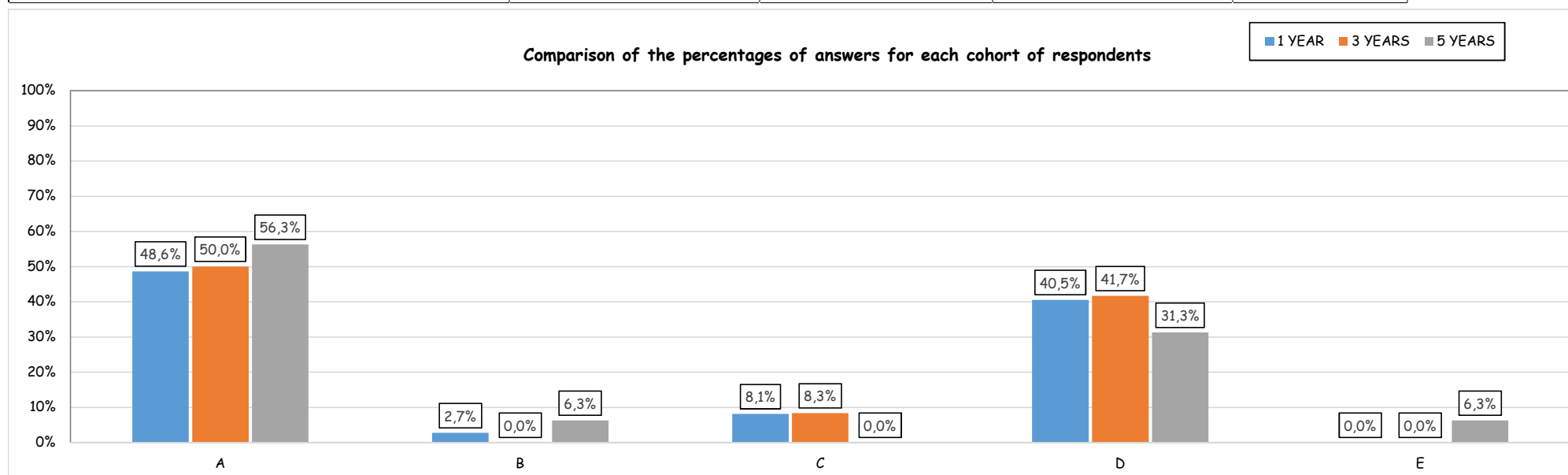
Survey on graduates satisfaction at 1, 3, 5 years after graduation - 2023 Edition

Economic and Social Sciences

Evaluation results

1) If you could go back, would you enroll in university again?

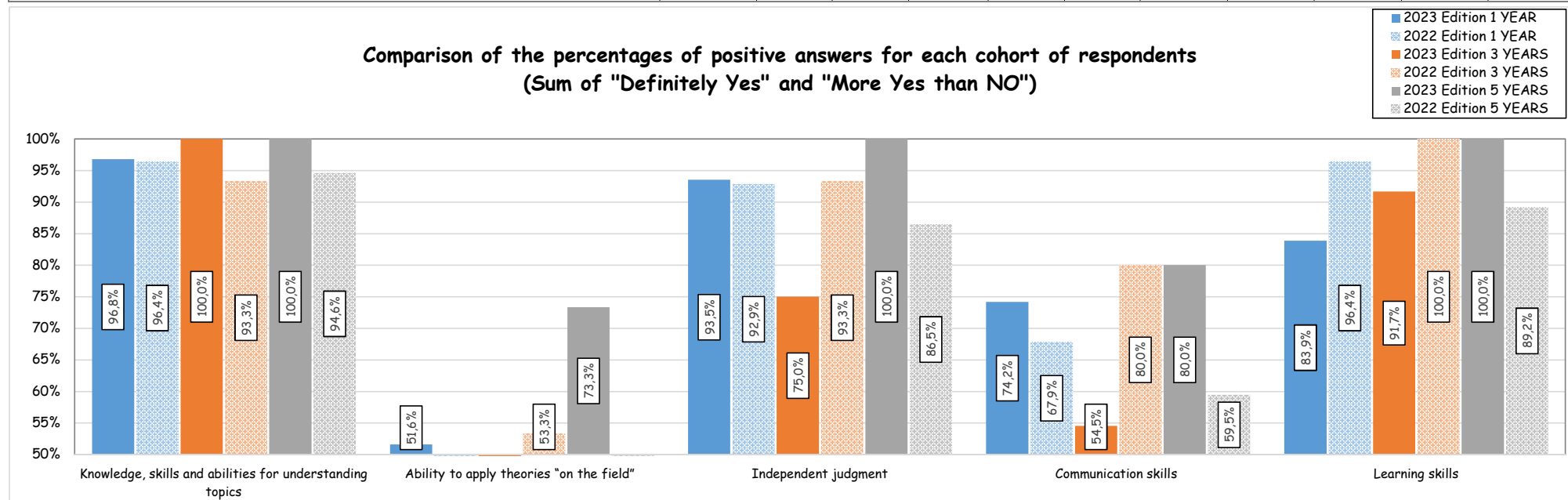
	1 year survey			3 years survey			5 years survey			Total	
	2023 edition		2022 edition	2023 edition		2022 edition	2023 edition		2022 edition	a.v.	%
	a.v.	%	%	a.v.	%	%	a.v.	%	%		
A - YES, in the same program and at the same university	18	48,6%	57,1%	6	50,0%	57,1%	9	56,3%	54,1%	33	50,8%
B - YES, but in a different program at the same university	1	2,7%	21,4%	0	0,0%	28,6%	1	6,3%	29,7%	2	3,1%
C - YES, in the same program but at a different university	3	8,1%	10,7%	1	8,3%	0,0%	0	0,0%	2,7%	4	6,2%
D - YES, but in a different program at a different university	15	40,5%	7,1%	5	41,7%	7,1%	5	31,3%	10,8%	25	38,5%
E - NO, I would not enroll in university	0	0,0%	3,6%	0	0,0%	7,1%	1	6,3%	2,7%	1	1,5%
Total answers	37	100%	100%	12	100%	100%	16	100%	100%	65	100%
NR	0			0			1			1	



Survey on graduates satisfaction at 1, 3, 5 years after graduation - 2023 Edition Economic and Social Sciences

2) Level of satisfaction regarding the education received for:

Item	Answers		Definitely yes		More yes than no		More no than yes		Definitely no		Total		n.r.
	a.v.	%	a.v.	%	a.v.	%	a.v.	%	a.v.	%	a.v.	%	a.v.
A - Knowledge, skills and abilities for understanding topics analyzed during your study program	32	55,2	25	43,1	1	1,7	0	0,0	58	100,0	8		
B - Ability to apply theories learned during your studies "on the field"	10	17,2	20	34,5	24	41,4	4	6,9	58	100,0	8		
C - Independent judgment (in the area of issues analyzed during your study program, ability to form your own opinion and, if necessary, make independent decisions)	31	53,4	22	37,9	4	6,9	1	1,7	58	100,0	8		
D - Communication skills (both written and oral) on topics related to the program attended .	20	35,1	21	36,8	14	24,6	2	3,5	57	100,0	9		
E - Learning skills (or skills for acquiring new information and expertise by using a good study method or planning skills, etc.)	35	60,3	17	29,3	6	10,3	0	0,0	58	100,0	8		

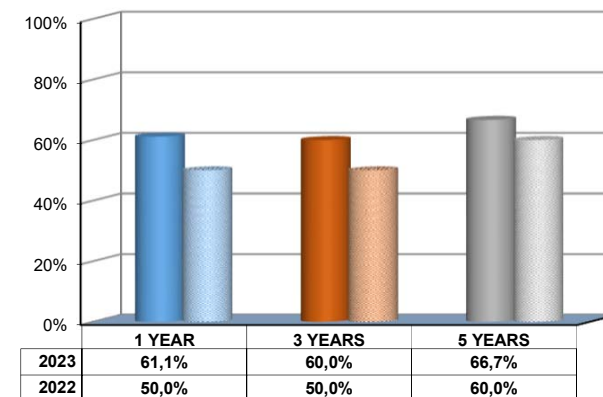


Survey on graduates satisfaction at 1, 3, 5 years after graduation - 2023 Edition
Economic and Social Sciences

3) Do you think that your current job is consistent with your studies?

	Years after graduation							
	1		3		5		Total	
	a.v.	%	a.v.	%	a.v.	%	a.v.	%
YES	11	61,1%	6	60,0%	10	66,7%	27	62,8%
NO	7	38,9%	4	40,0%	5	33,3%	16	37,2%
Total answers	18	100%	10	100%	15	100%	43	100%
NR	19		2		2		23	

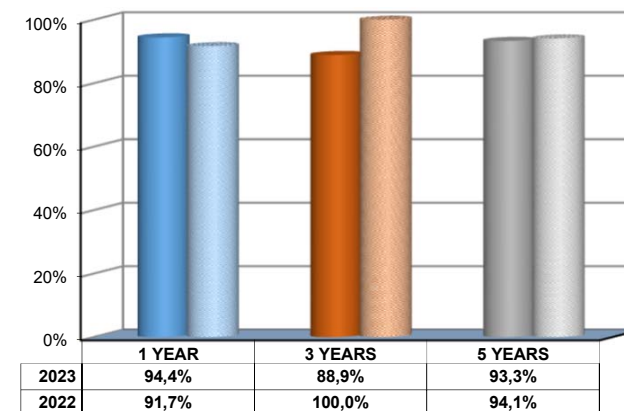
Temporal comparison of the percentages of positive answers



4. Is your degree useful in your work?

	Years after graduation							
	1		3		5		Totale	
	a.v.	%	a.v.	%	a.v.	%	a.v.	%
A - Yes, it's a requirement by law	2	11,1%	3	33,3%	4	26,7%	9	21,4%
B - It's not required by law, but it is necessary	8	44,4%	0	0,0%	5	33,3%	13	31,0%
C - It's not required by law, but it's useful	7	38,9%	5	55,6%	5	33,3%	17	40,5%
D - It's not required by law and it's not useful in other ways	1	5,6%	1	11,1%	1	6,7%	3	7,1%
Total answers	18	100%	9	100%	15	100%	42	100%
NR	19		3		2		24	

Temporal comparison of the percentage of answers A+B+C



Survey on graduates satisfaction at 1, 3, 5 years after graduation - 2023 Edition

Economic and Social Sciences

5) Do you use the knowledge, skills and abilities acquired at University?

	Years after graduation							
	1		3		5		Totale	
	a.v.	%	a.v.	%	a.v.	%	a.v.	%
A - Definitely yes	6	35,3%	3	30,0%	8	53,3%	17	40,5%
B - More yes than no	9	52,9%	2	20,0%	4	26,7%	15	35,7%
C - More no than yes	2	11,8%	5	50,0%	3	20,0%	10	23,8%
D - Definitely no	0	0,0%	0	0,0%	0	0,0%	0	0,0%
Total answers	17	100%	10	100%	15	100%	42	100%
NR	20		2		2		24	

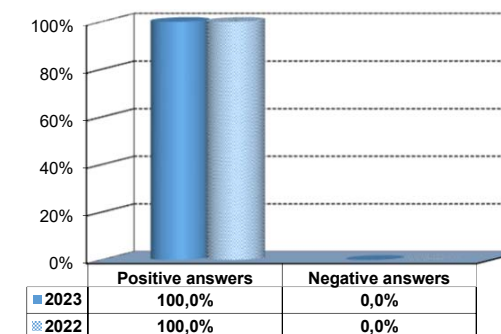
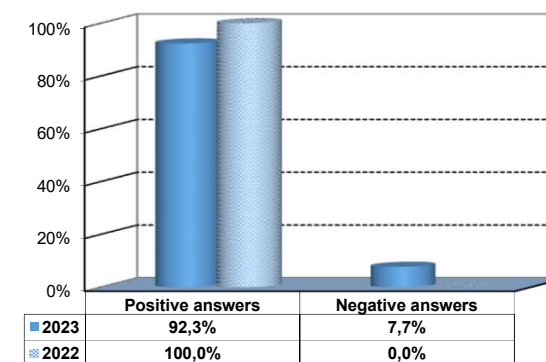
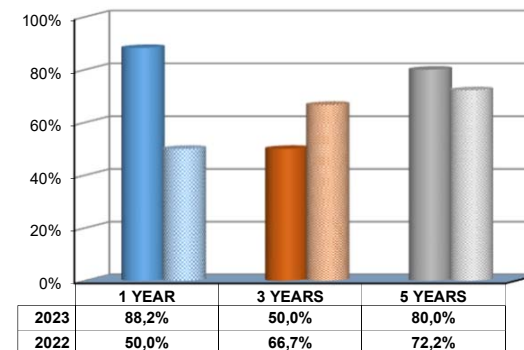
6) If you completed an internship during your study program, did the experience facilitate placement in the job market?*

	2023 Edition		2022 Edition
	a.v.	%	%
A - Definitely yes	7	38,9%	33,3%
B - More yes than no	5	27,8%	33,3%
C - More no than yes	1	5,6%	0,0%
D - Definitely no	0	0,0%	0,0%
E - I did not complete an internship during my study program	5	27,8%	33,3%
Total answers	18	100%	100%
NR	19		

7) If you studied abroad, did the experience facilitate placement in the job market?*

	2023 Edition		2022 Edition
	v.a.	%	%
A - Definitely yes	5	31,3%	25,0%
B - More yes than no	1	6,3%	50,0%
C - More no than yes	0	0,0%	0,0%
D - Definitely no	0	0,0%	0,0%
E - I did not study abroad	10	62,5%	25,0%
Total answers	16	100%	100%
NR	21		

Temporal comparison of the percentages of positive answers (Sum of "Definitely Yes" and "More Yes than NO")



(*): Question submitted only to graduates one year after graduation. The percentages shown in the histograms are calculated excluding the students who declared not to have carried out this activity.

BESS

Observations and suggestions provided by the respondents

1 year after graduation

Answ	What is the main strength of the degree program you attended ?	What is the main weakness of the degree program you attended?
1	Academical perfection, A lot of facilities	campus life
2	Competenza degli insegnanti	Scarsa applicazione dei concetti teorici a casi pratici
3	Developed my analytical skills	Lack of basic financial knowledge
4	Developing mental tools to think more critically	Lack of emphasis on building communication skills, Lack of support from professors
5	Excellent rigor in maths in the first year and stats/econometrics in the first & second year. This is undoubtedly the strength of BESS, because it opens the doors to research oriented graduate degrees at the best universities or quantitative industry jobs.	Some courses were at best a waste of students time. Among those: Organisational behaviour, and European Law. If in their place (especially the former!!!) one could teach some more interesting applied subjects in economics or a related field (e.g. healthcare & economics, some more coding, perhaps?) BESS would be even more of a star programme.
6	Good quality teachers and staff	
7	Interesting topics, motivating environment and skilled individuals involved	Cohesiveness of program and modules offered, lack of transparency when describing the program, limited immediate applications with no further studies
8	It taught me to put a lot of effort in things	It was not useful
9	Multidisciplinarietà	Focus eccessivo sulla parte quantitativa
10	offre ottima preparazione matematico-statistica	troppo generalista ed astratto
11	People and Milano atmosphere	Low quality of some of the classes, poor English of some professors
12	-Provides a strong theoretical framework	-It does not provide much practical knowledge
13	qualitative background	time consuming, too much theory/too little "on the field" projects
14	Quantitative	not enough soft skills
15	quantitative and qualitative content	None
16	quantitative skills	No Accounting nor Communication skills developed
17	rigorose basi quantitative per affrontare la materia	non abbastanza progetti di applicazione nell'ultimo anno e alcuni corsi non inerenti alla proposta formativa
18	Rigorous	Extremely unpractical/not tailored for anything other than research
19	Rigorous approach to economics, a deep understanding of relevant topics are taught through very interesting classes.	Some classes are very memory based, this is also a weakness of the Italian teaching system. Not all professors were extremely competent, the knowledge and motivation of the professor affects the quality of teaching the most.
20	Social sciences were really interesting, integrating economics in more real life setting	Sometimes it is too theoretical
21	Variety of topics and skills acquired in econometrics and IT	Too little practical or applied things
22	Very good at preparing for quantitative economic analyses, probably the best program in Europe for that.	Lack of critical analysis on the topics studied. I did advanced economic modeling but not once a professor took his/her time to frame these models within an historical/political perspective. As a result, my studies in Bocconi were partials at best, as well as intensively biased towards the (underlying) professors' opinions.
23	very good counting and math skills; third year optionals give good choice	high levels of specific knowledge from the beginning, many math-related subjects (unexpected from foreign students)
24	Very good quality of teaching material	Too many programs which are unrelated to economics. More emphasis should be put on the thesis.
25	Very numerical and rigorous	Too theoretical

BESS

Observations and suggestions provided by the respondents

3 years after graduation

Answ	What is the main strength of the degree program you attended ?	What is the main weakness of the degree program you attended?
1	Chiarezza nell'organizzazione	Dare per scontato tanti argomenti mai studiati alle scuole superiori
2	Formazione solida	Formazione troppo teorica, alcuni esami non sono utili lavorativamente
3	la varietà delle materie di studio	la mancanza di pratica
4	Metodologie di pianificazione e quantitative	Comunicazione, Team Working
5	quantitative skills	Lack of contact with the working environment (too theoretical)
6	Ragionamento critico	N/A
7	Reputazione del corso, sbocchi accademici e professionali a cui è legato, ambiente universitario stimolante.	Penso che la differenza di costo rispetto a programmi simili non rispecchi una corrispondente differenza nella conoscenze e competenze apprese
8	Team working	Some subjects are too theoretical
9		Troppo teorico, no strumenti pratici

BESS

Observations and suggestions provided by the respondents

5 years after graduation

Answ	What is the main strength of the degree program you attended ?	What is the main weakness of the degree program you attended?
1	Buona base teorica	Un po' dispersiva sui contenuti
2	Competenza dei docenti, preparati nel loro campo e professionali	
3	Le competenze acquisite e l'esperienza attorno al corso di laurea	Pensavo fosse più spendibile nel mondo del lavoro
4	Materie quantitative	Scarso supporto nell'orientamento verso il mondo del lavoro
5	Network	SCARSA APPLICABILITÀ DELLE NOZIONI
6	Organizzazione	Poca pratica
7	Piano studi, qualità della didattica e degli studenti, davvero eccezionali.	Avrei apprezzato la possibilità di scegliere corsi con un maggiore focus su microeconomia teorica.
8	Riconoscimento a livello internazionale	Credo che sarebbe utile avere modalità d'esame che rispecchino di più il mondo lavorativo
9	Sviluppo pensiero analitico	I professori
10		troppo teorico, poco pratico, pochi strumenti/tool