

TEACHING EVALUATION

BACHELOR OF SCIENCE IN
WORLD BACHELOR IN BUSINESS
2022-23 a.y.



Teaching evaluation 2022-2023 a.y.- Attending Students

Undergraduate School

Degree programme: WBB

N° of questionnaires processed: 409

1. EVALUATION OF ATTENDING STUDENTS*

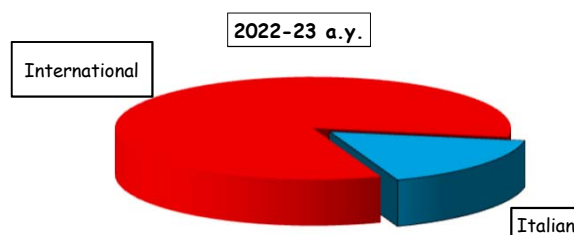
STUDENT INFORMATION

Year of study

	Questionnaires processed		Questionnaires processed/students	
	a.v.	%	2022-23	2021-22
1°				
2°	350	85,6	64,6	24,8
3°	59	14,4	43,4	25,8
TOTAL	409	100,0	51,1	25,2

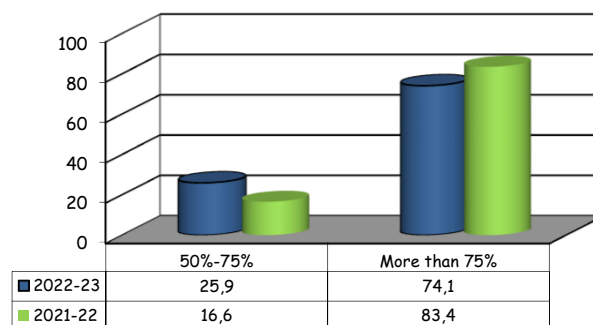
Secondary School Background

	a.v.	%	
		2022-23	2021-22
Italian	67	16,7	33,4
International	335	83,3	66,6
TOTAL	402	100,0	100,0
N.R.	7		



Percentage of lessons attended (as declared by the student)

	a.v.	%	
		2022-23	2021-22
50%-75%	106	25,9	16,6
More than 75%	303	74,1	83,4
TOTAL	409	100,0	100,0



(*): This section summarizes the statistical results of evaluations given by students who declared (in the classroom or remote survey) an attendance of more than 50% of the course lessons.

Teaching evaluation 2022-2023 a.y. - Attending Students

Undergraduate School

Degree programme: WBB

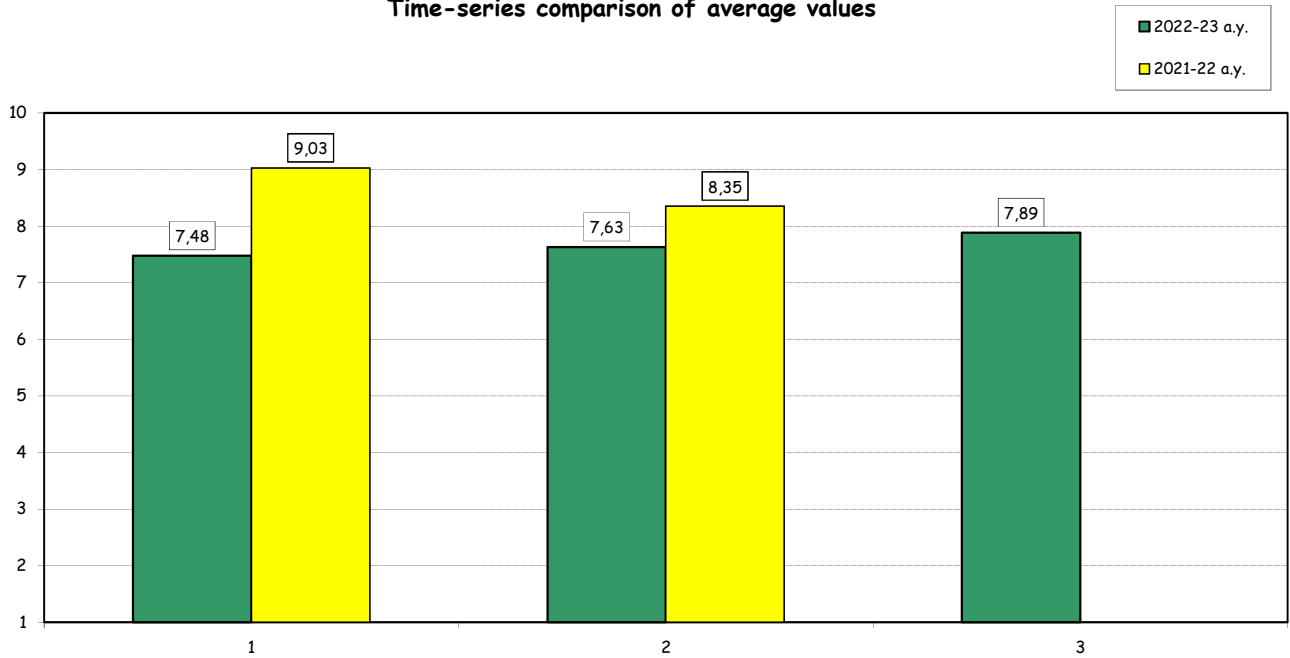
N° of questionnaires processed: 409

2. OVERALL SCHOOL EVALUATIONS

SECTION A - SUMMARY ASSESSMENT

Item		Answers		Strongly disagree		Disagree		Agree		Strongly agree		Total		N.A.	Median Values
		1-2		3-4-5		6-7-8		9-10							
		a.v.	%	a.v.	%	a.v.	%	a.v.	%	a.v.	%				
1	I am interested in the course topics.	7	1,7	53	13,1	208	51,2	138	34,0	406	100,0	3	7,0		
2	Overall, I am satisfied with the way the course has been carried out.	6	1,5	40	9,9	214	53,1	143	35,5	403	100,0	6	7,0		
3	The teaching activity is satisfactory.°	10	2,1	42	9,0	198	42,4	217	46,5	467	100,0	3	8,0		

Time-series comparison of average values



(°): The item is repeated as many times as the number of instructors evaluated within each course. For this reason the total amount of answers may vary significantly from that recorded for the rest of the items.

Teaching evaluation 2022-2023 a.y. - Attending Students

Undergraduate School

Degree programme: WBB

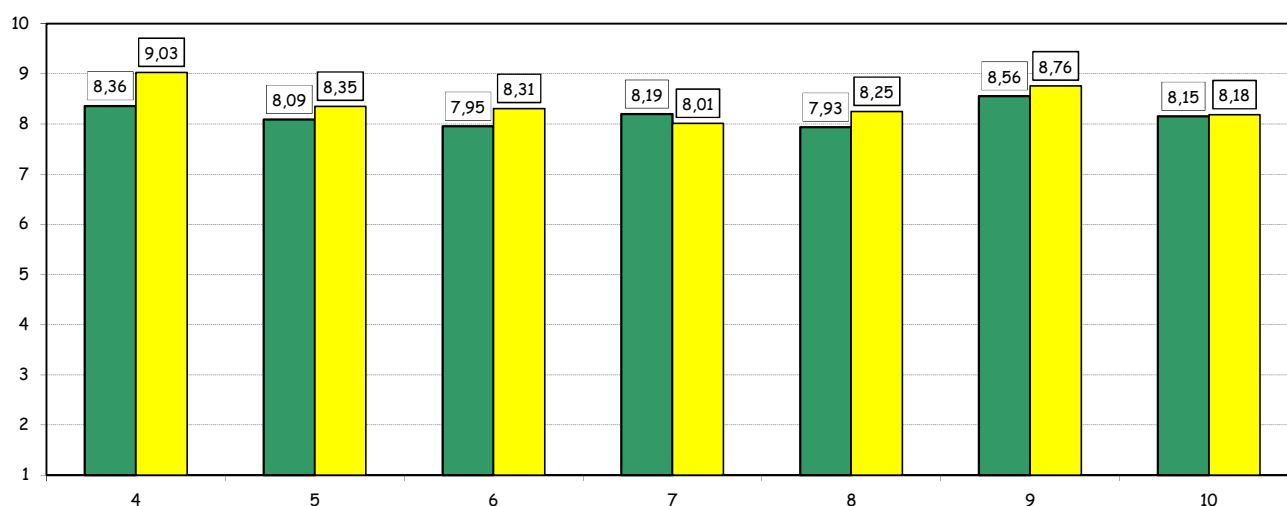
N° of questionnaires processed: 409

SECTION B - COURSE ORGANISATION

Item	Answers	Strongly disagree		Disagree		Agree		Strongly agree		Total		N.A.	Median Values
		1-2		3-4-5		6-7-8		9-10		a.v.	%		
		a.v.	%	a.v.	%	a.v.	%	a.v.	%				
4	The schedule of lectures, practice and any other teaching activities has been respected.	5	1,2	23	5,7	149	37,0	226	56,1	403	100,0	6	8,0
5	The prior academic knowledge was adequate for understanding the topics covered in the course and included in the examination program.	3	0,8	27	6,8	182	45,8	185	46,6	397	100,0	12	8,0
6	The course material is adequate (useful/complete) for the study of the course subject.	6	1,5	31	7,7	175	43,6	189	47,1	401	100,0	8	8,0
7	The exam rules and procedures have been explained clearly.	6	1,5	25	6,3	157	39,7	207	52,4	395	100,0	14	8,0
8	The workload required for this course is appropriate compared to the number of credits allocated to it.	13	3,3	25	6,3	173	43,5	187	47,0	398	100,0	11	8,0
9	The course has been carried out in accordance with the syllabus published on the website.	3	0,8	13	3,3	139	34,8	244	61,2	399	100,0	10	8,0
10	The supplementary activities (practice, workshops, group work, etc.), if present, have been helpful in learning the course topics.	9	2,3	12	3,0	184	46,7	189	48,0	394	100,0	15	8,0

Time-series comparison of average values

■ 2022-23 a.y.
■ 2021-22 a.y.



Teaching evaluation 2022-2023 a.y. - Attending Students

Undergraduate School

Degree programme: WBB

N° of questionnaires processed: 470

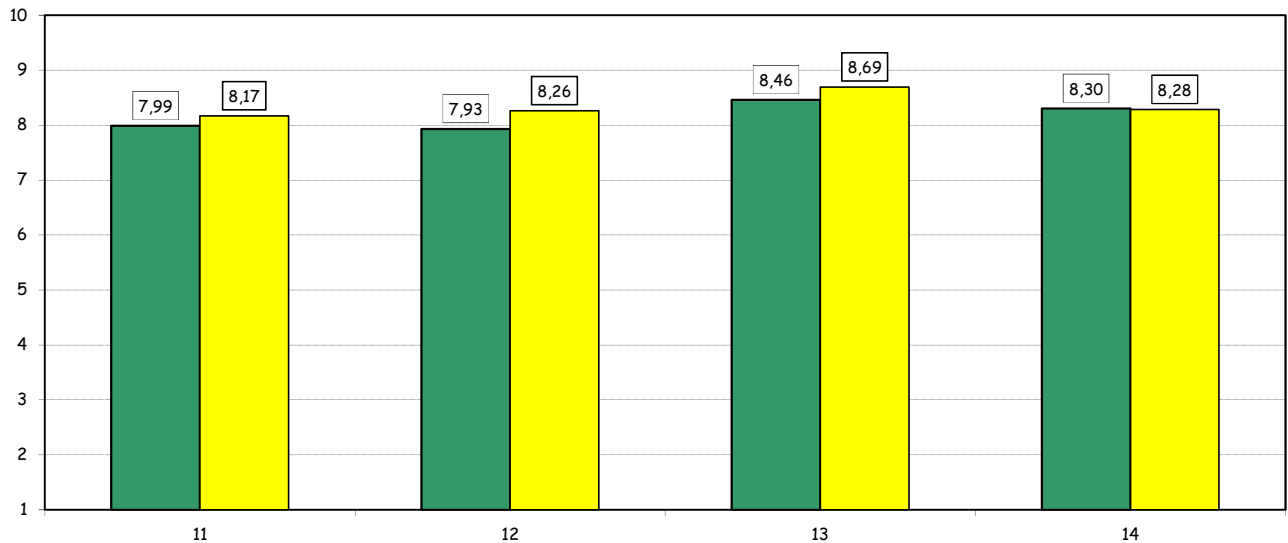
SECTION C - TEACHING ACTIVITIES^o

Item	Answers	Strongly disagree		Disagree		Agree		Strongly agree		Total		N.A.	Median Values
		1-2		3-4-5		6-7-8		9-10		a.v.	%		
		a.v.	%	a.v.	%	a.v.	%	a.v.	%				
11	The instructor stimulates interest in the course subject.	11	2,4	39	8,4	184	39,7	229	49,5	463	100,0	7	8,0
12	The instructor explains the topics in a clear manner.	12	2,6	29	6,3	218	47,3	202	43,8	461	100,0	9	8,0
13	The instructor is available for clarifications and explanations (even remotely)	7	1,5	20	4,3	159	34,5	275	59,7	461	100,0	9	9,0
14	The instructor encouraged interaction during the lessons.	5	1,1	27	5,9	183	39,8	245	53,3	460	100,0	10	9,0

Time-series comparison of average values

■ 2022-23 a.y.

■ 2021-22 a.y.



(^o): The item is repeated as many times as the number of instructors evaluated within each course. For this reason the total amount of answers may vary significantly from that recorded for the rest of the items.

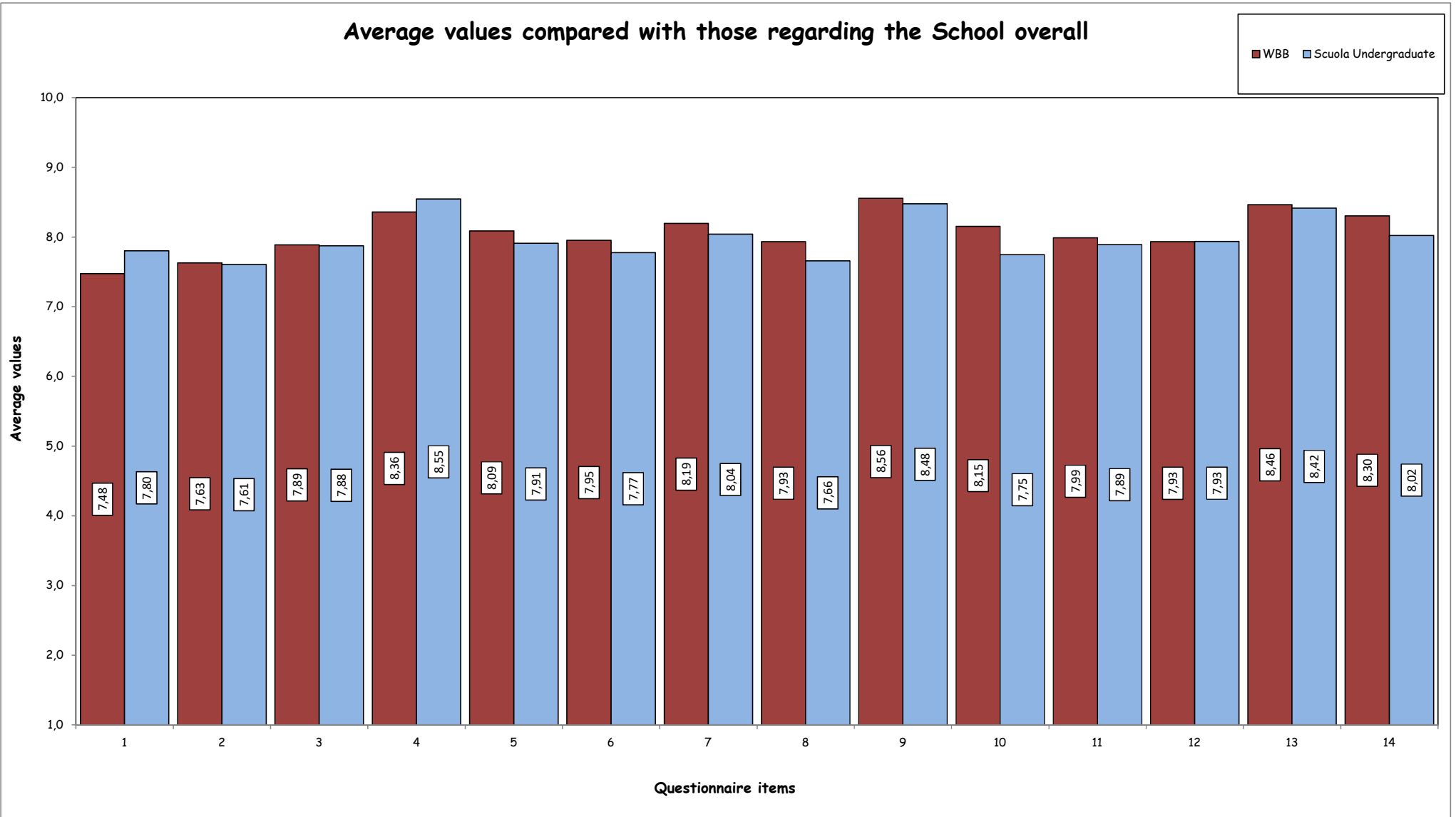
Teaching evaluation 2022-2023 a.y. - Attending Students

Undergraduate School

Degree programme: WBB

N° of questionnaires processed: 409

Average values compared with those regarding the School overall



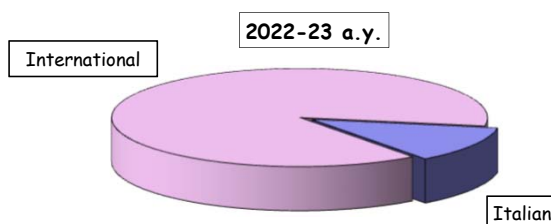
2. EVALUATION OF NOT ATTENDING STUDENTS* STUDENT INFORMATION

Year of study

	Questionnaires processed		Questionnaires processed/students enrolled	
	a.v.	%	2022-23	2021-22
1°	0	0,0	0,0	0,0
2°	88	87,1	16,2	6,8
3°	13	12,9	9,6	10,7
TOTAL	101	87,1	12,6	8,4

Secondary School Background

	a.v.	% 2022-23	% 2021-22
Italian	12	12,0	44,4
International	88	88,0	55,6
TOTAL	100	100,0	100,0
NR	1		



(*): This section summarizes the statistical results of evaluations given by students who declared (in the classroom or remote survey) an attendance of less than 50% of the course lessons.

Teaching evaluation a.y. 2022-2023 - Non Attending Students

Undergraduate School

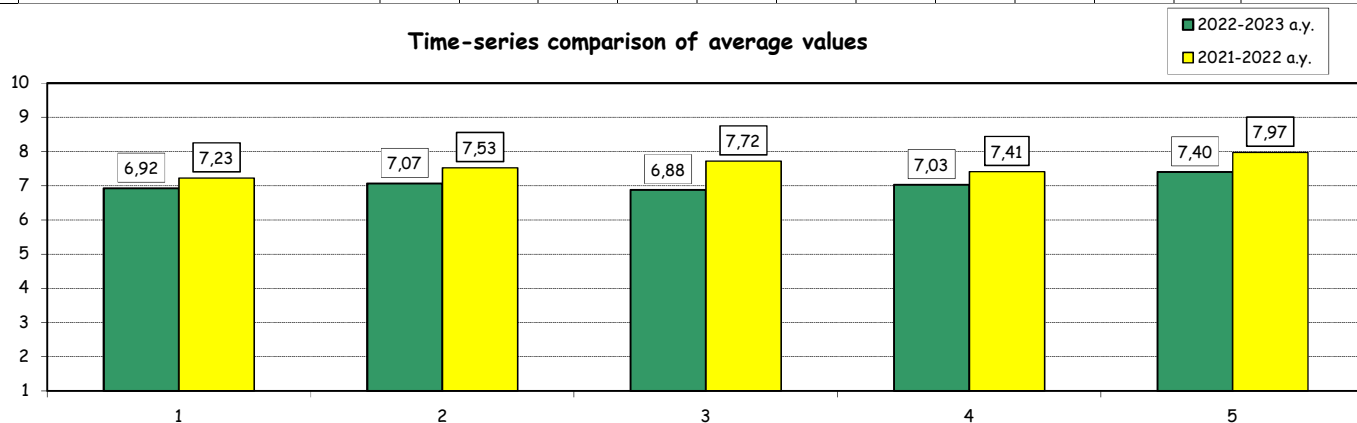
Degree programme: WBB

N° of questionnaires processed: 101

EVALUATIONS

Item		Strongly disagree		Disagree		Agree		Strongly agree		Total		N.A.	Median Values
		1-2		3-4-5		6-7-8		9-10					
		a.v.	%	a.v.	%	a.v.	%	a.v.	%	a.v.	%		
1	Your prior academic knowledge was sufficient for understanding the topics covered in the course and included in the examination program.	2	2,6	16	20,5	42	53,8	18	23,1	78	100,0	23	7,0
2	The workload required for this course is appropriate compared to the number of credits allocated to it.	3	3,9	12	15,8	40	52,6	21	27,6	76	100,0	25	7,0
3	The course material and recommended reading list are adequate (useful/complete) for the study of the course subject.	3	3,9	12	15,8	45	59,2	16	21,1	76	100,0	25	7,0
4	The exam rules and procedures have been explained clearly.	3	3,9	9	11,8	46	60,5	18	23,7	76	100,0	25	7,0
5	The instructor is available for clarifications and explanations (even remotely)	2	2,6	7	9,1	46	59,7	22	28,6	77	100,0	24	7,0

Time-series comparison of average values



Average values compared with those regarding students who declared an attendance of more than 50% of the lessons

