

TEACHING EVALUATION

WORLD BACHELOR IN BUSINESS
2021-22 a.y.



Teaching evaluation 2021-2022 a.y.- Attending Students

Undergraduate School

Degree programme: WBB

N° of questionnaires processed: 296

1. EVALUATION OF ATTENDING STUDENTS*

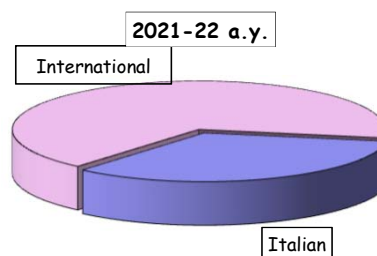
STUDENT INFORMATION

Year of study

	Questionnaires processed		Questionnaires processed/students	
	a.v.	%	2021-22	2020-21
1°				
2°	171	57,8	24,8	22,8
3°	125	42,2	25,8	29,3
TOTAL	296	100,0	25,2	24,5

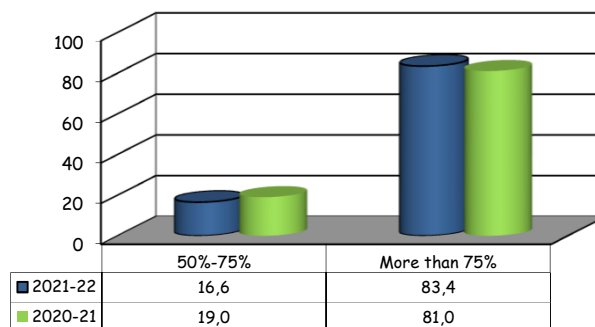
Secondary School Background

	a.v.	%	
		2021-22	2020-21
Italian	99	33,4	59,9
International	197	66,6	40,1
TOTAL	296	100,0	100,0



Percentage of lessons attended (as declared by the student)

	a.v.	%	
		2021-22	2020-21
50%-75%	49	16,6	19,0
More than 75%	247	83,4	81,0
TOTAL	296	100,0	100,0



(*): This section summarizes the statistical results of evaluations given by students who declared (in the classroom or remote survey) an attendance of more than 50% of the course lessons.

Teaching evaluation 2021-2022 a.y. - Attending Students

Undergraduate School

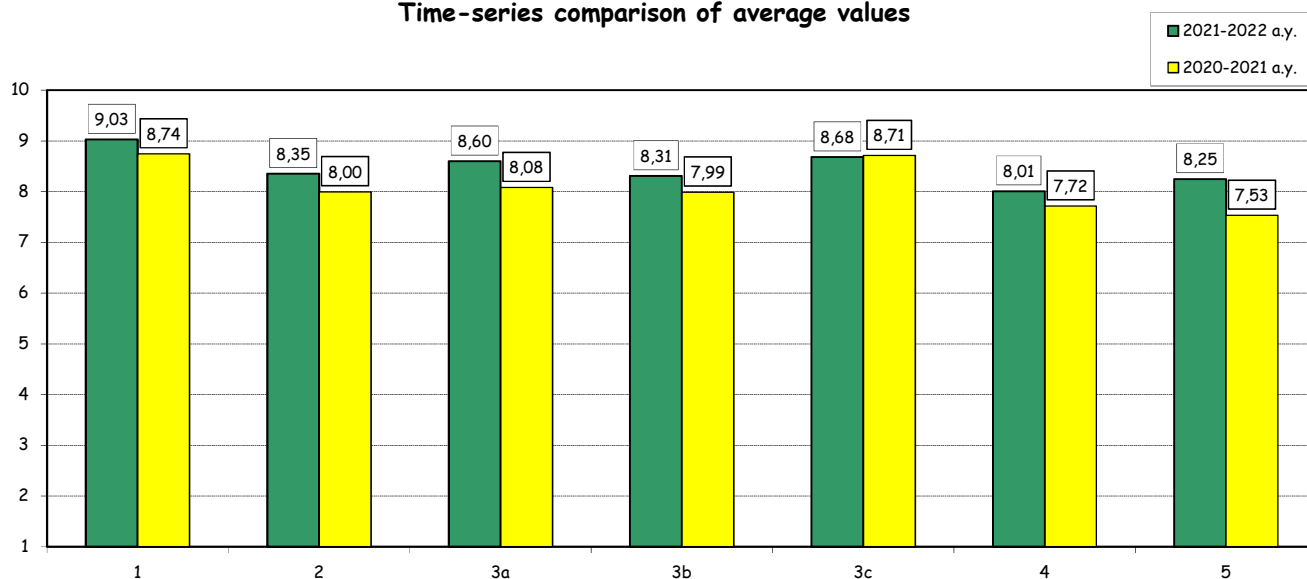
Degree programme: WBB

N° of questionnaires processed: 296

SECTION A - ORGANISATION OF THE COURSE

Item		Strongly disagree		Disagree		Agree		Strongly agree		Total		N.R.	Median values
		1-2		3-4-5		6-7-8		9-10					
		a.v.	%	a.v.	%	a.v.	%	a.v.	%	a.v.	%		
1	The schedule of lectures, practice and any other teaching activities has been respected.	3	1,0	3	1,0	72	24,5	216	73,5	294	100,0	2	10,0
2	Your prior academic knowledge was sufficient for understanding the topics covered in the course and included in the examination program.	2	0,7	16	5,4	123	41,7	154	52,2	295	100,0	1	9,0
3a	The course material and recommended reading list are clear.	0	0,0	9	3,1	117	39,7	169	57,3	295	100,0	1	9,0
3b	The course material and recommended reading list are adequate (useful/complete) for the study of the course subject.	2	0,7	13	4,4	125	42,4	155	52,5	295	100,0	1	9,0
3c	Having access to the recorded lessons was useful for learning the course topics.	3	1,0	17	5,8	75	25,4	200	67,8	295	100,0	1	9,0
4	The exam rules and procedures have been explained clearly.	9	3,0	27	9,1	114	38,5	146	49,3	296	100,0	0	8,0
5	The workload required for this course is appropriate compared to the number of credits allocated to it.	4	1,4	21	7,1	110	37,2	161	54,4	296	100,0	0	9,0

Time-series comparison of average values



Teaching evaluation 2021-2022 a.y. - Attending Students

Undergraduate School

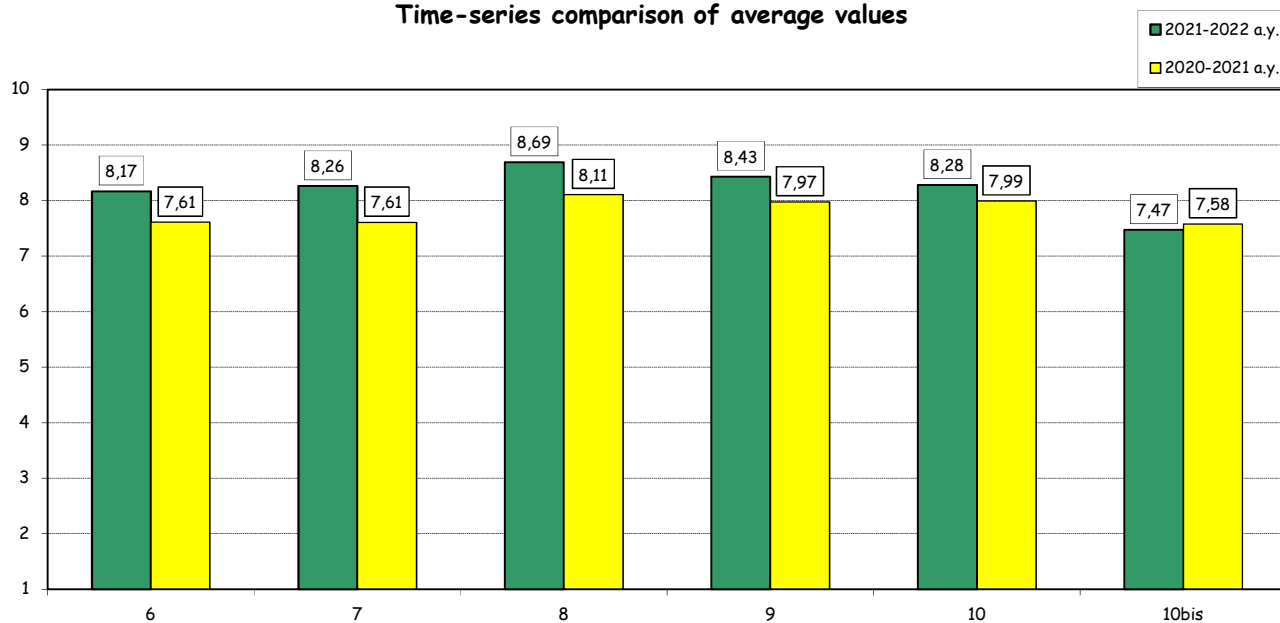
Degree programme: WBB

N° of questionnaires processed: 296

SECTION B - TEACHING AND STUDY ACTIVITIES

Item		Strongly disagree		Disagree		Agree		Strongly agree		Total		N.A.	Median Values
		1-2		3-4-5		6-7-8		9-10					
		a.v.	%	a.v.	%	a.v.	%	a.v.	%	a.v.	%		
6	The instructor stimulates interest in the course subject.	8	2,2	18	5,1	151	42,4	179	50,3	356	100,0	2	8,5
7	The instructor explains the topics in a clear manner.	7	2,0	20	5,6	144	40,4	185	52,0	356	100,0	2	9,0
8	The instructor is available for clarifications and explanations (even remotely)	2	0,6	8	2,3	131	37,2	211	59,9	352	100,0	6	9,0
9	Teaching activities are well organized.	4	1,1	17	4,8	128	36,5	202	57,5	351	100,0	6	9,0
10	The instructor encouraged participation during the lessons in the classroom or remotely (in the manner permitted by the electronic platform used).	6	1,7	27	7,6	130	36,5	193	54,2	356	100,0	2	9,0
10bis	Remote interaction during the lessons is effective.	10	3,9	28	10,9	131	51,2	87	34,0	256	100,0	40	8,0

Time-series comparison of average values



(°): The first five items of this section are repeated several times in case of separate evaluation of each faculty member who taught in the courses. For this reason the total amount of answers may vary significantly from that recorded for the rest of the items.

Teaching evaluation 2021-2022 a.y. - Attending Students

Undergraduate School

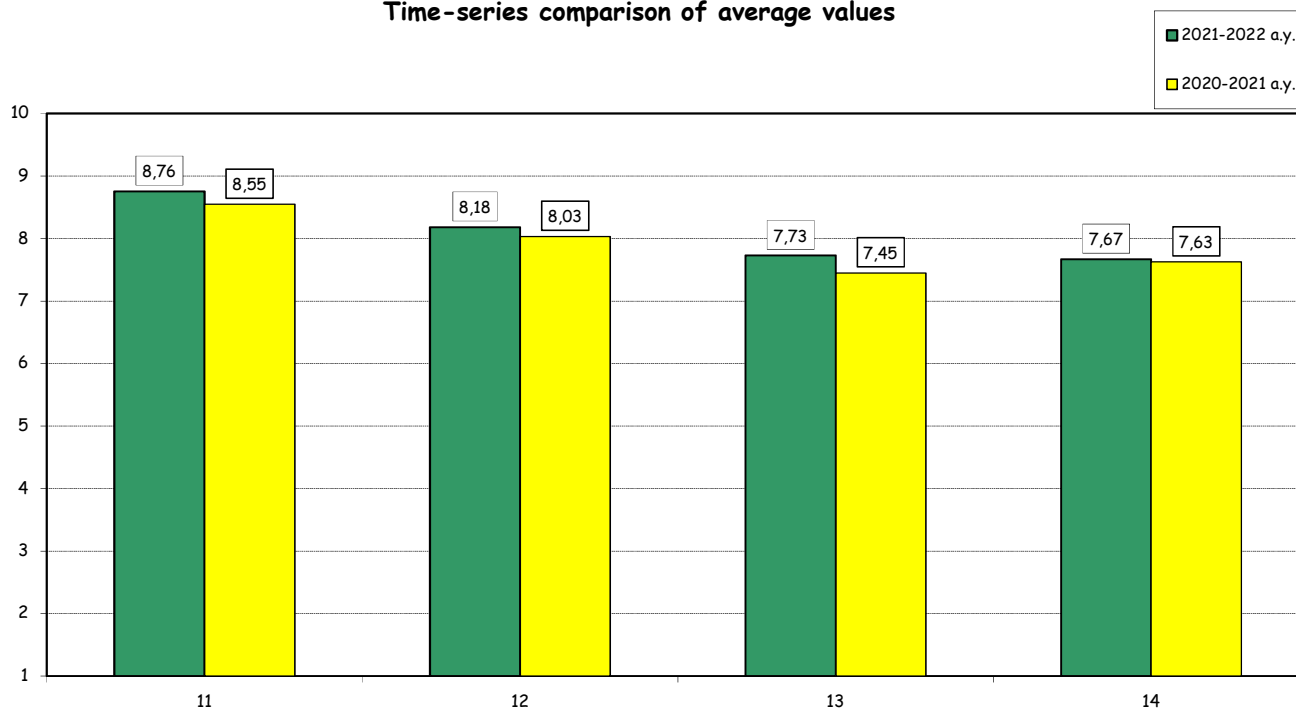
Degree programme: WBB

N° of questionnaires processed: 296

SECTION B - TEACHING AND STUDY ACTIVITIES

Item	Answers	Strongly disagree		Disagree		Agree		Strongly agree		Total		N.A.	N.R.	Median values
		1-2		3-4-5		6-7-8		9-10						
		a.v.	%	a.v.	%	a.v.	%	a.v.	%	a.v.	%			
11	The course has been carried out in accordance with the syllabus published on the website (taking into account any changes due to the return to distance learning).	0	0,0	7	2,4	100	34,4	184	63,2	291	100,0		5	9,0
12	The supplementary activities (practice, workshops, group work, etc.), if present, have been helpful in learning the course topics.	2	1,0	9	4,4	93	45,8	99	48,8	203	100,0		93	8,0
13	The support provided by teaching assistants (if present) has been helpful in learning the course topics.°	1	4,5	2	9,1	11	50,0	8	36,4	22	100,0	44	230	8,0
14	Teaching assistants (if present) are competent and helpful.°	1	4,2	2	8,3	11	45,8	10	41,7	24	100,0	44	228	8,0

Time-series comparison of average values



(°): Items submitted only for courses where the Teaching Assistants had clear visibility to students.

Teaching evaluation 2021-2022 a.y.- Attending Students

Undergraduate School

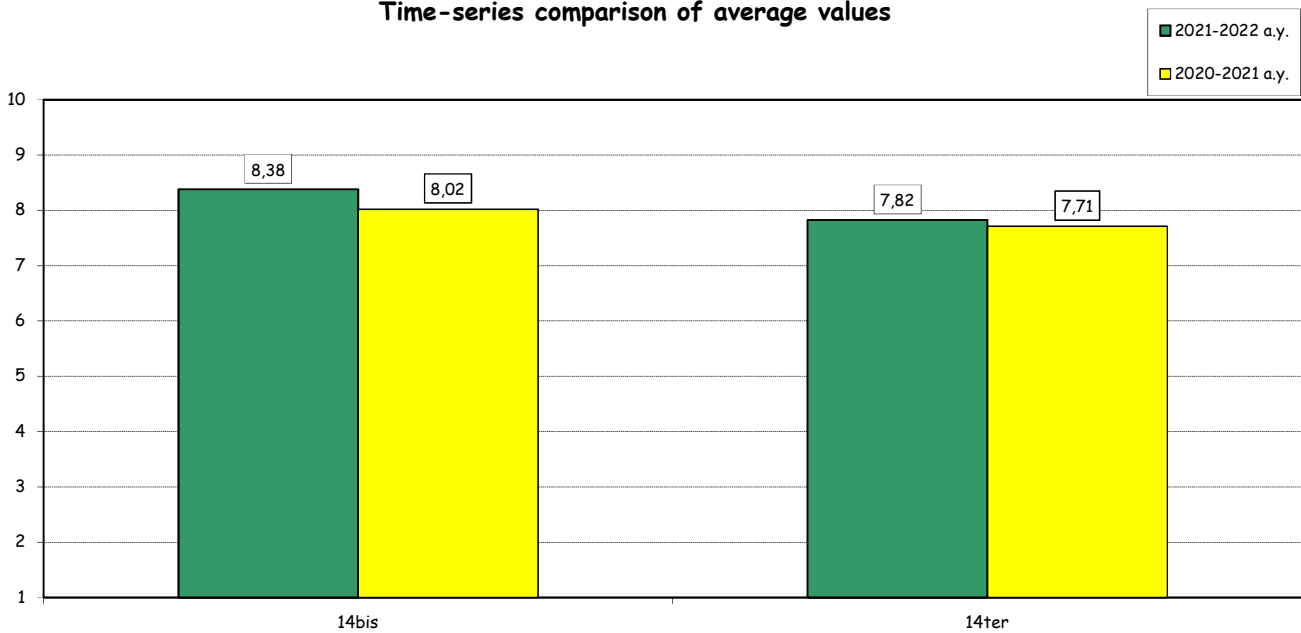
Degree programme: WBB

N° of questionnaires processed: 296

SECTION C - TECHNICAL ASPECTS OF TEACHING

Item		Strongly disagree		Disagree		Agree		Strongly agree		Total		N.A.	Median Values
		1-2		3-4-5		6-7-8		9-10		a.v.	%		
		a.v.	%	a.v.	%	a.v.	%	a.v.	%				
14bis	The electronic platform BlackBoard used to support teaching worked well during the semester.	2	0,7	8	2,8	132	45,5	148	51,0	290	100,0	6	8,5
14ter	The electronic platform BlackBoard makes remote interaction with the instructor easy and effective	8	2,8	18	6,4	145	51,4	111	39,4	282	100,0	14	8,0

Time-series comparison of average values



Teaching evaluation 2021-2022 a.y.- Attending Students

Undergraduate School

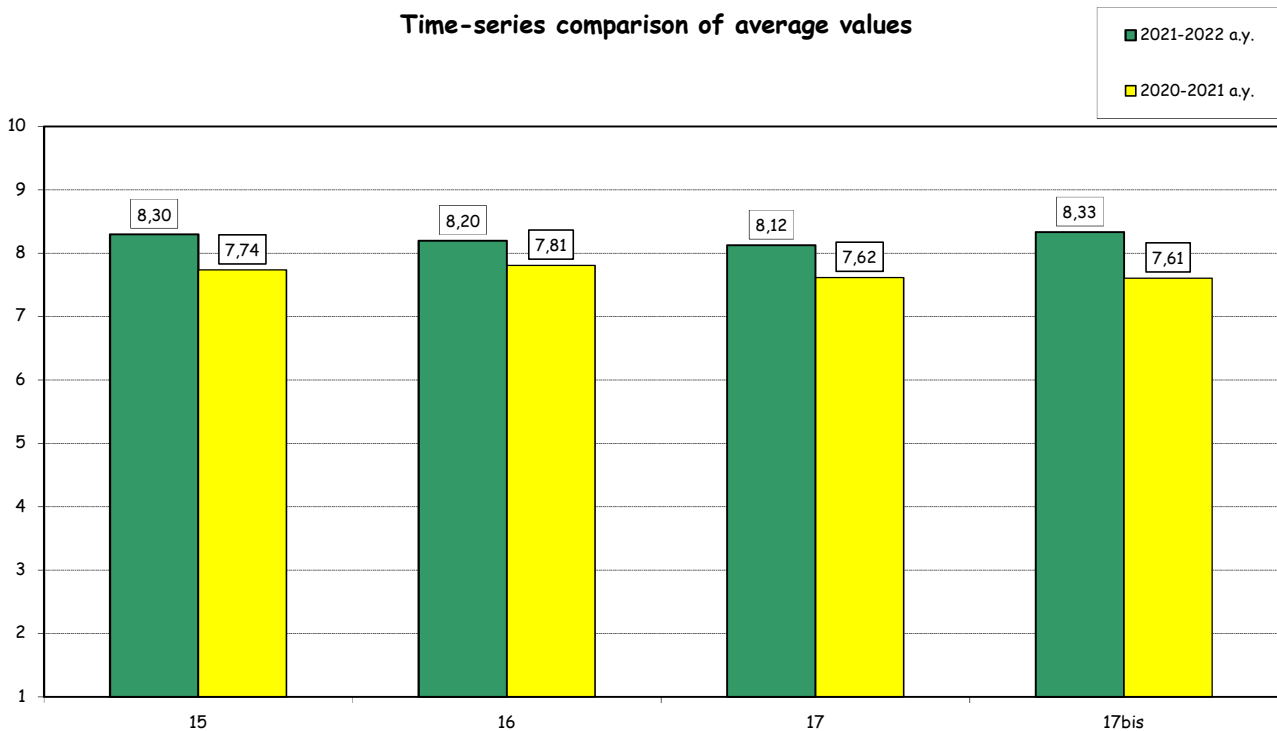
Degree programme: WBB

N° of questionnaires processed: 296

SECTION D - OVERALL ASSESSMENT

Item		Strongly disagree		Disagree		Agree		Strongly agree		Total		N.A.	Median Values
		1-2		3-4-5		6-7-8		9-10					
		a.v.	%	a.v.	%	a.v.	%	a.v.	%	a.v.	%		
15	The overall quality of teaching is satisfactory.	4	1,4	15	5,2	120	41,2	152	52,2	291	100,0	5	9,0
16	I am interested in the course topics.	6	2,1	13	4,5	127	43,9	143	49,5	289	100,0	7	8,0
17	Overall I am satisfied with the way the course has been carried out.	7	2,4	17	5,8	124	42,6	143	49,1	291	100,0	5	8,0
17bis	The use of online and/or blended teaching methods has been effective in learning the course topics.	0	0,0	15	5,6	115	42,8	139	51,7	269	100,0	27	9,0

Time-series comparison of average values



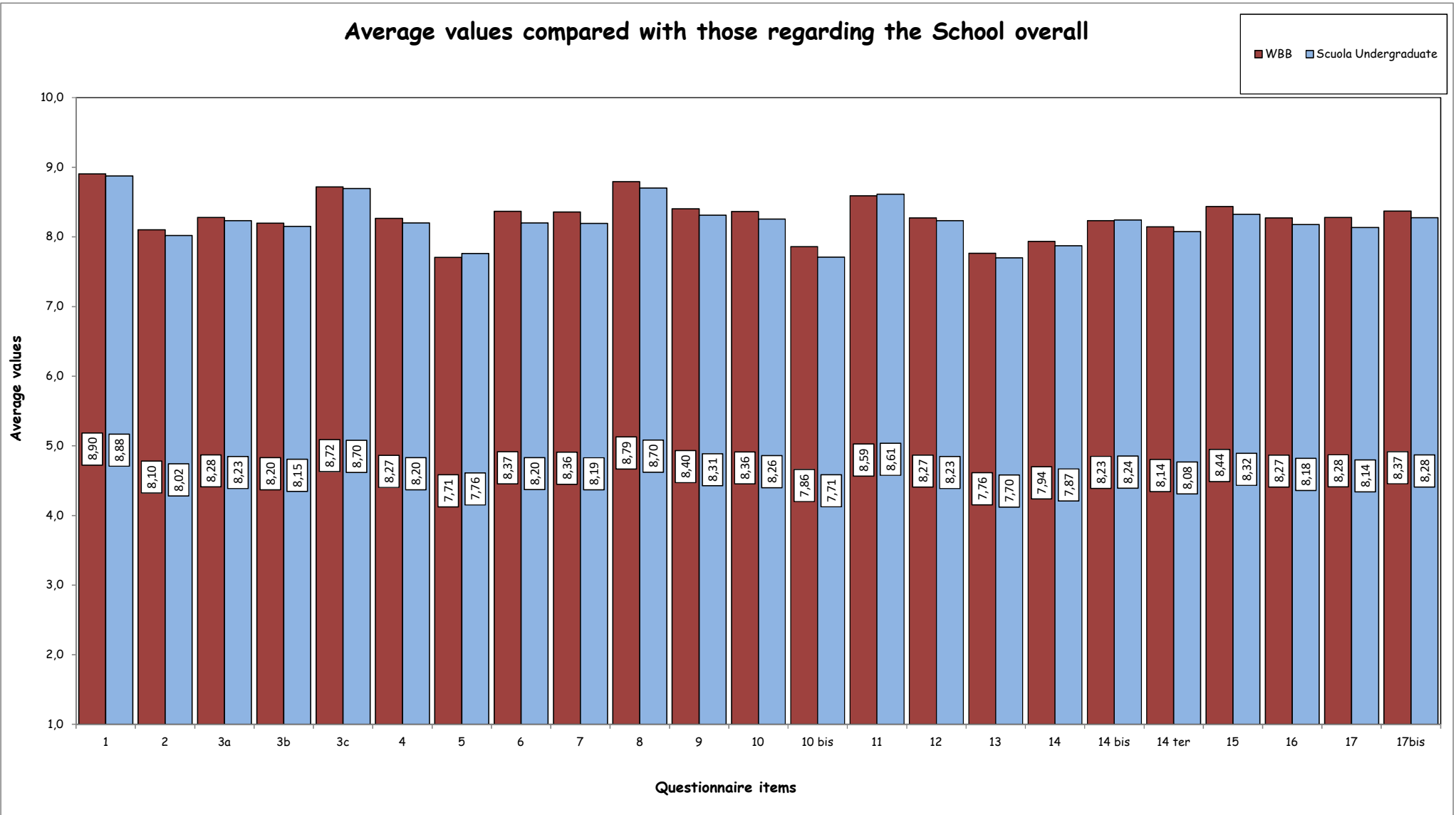
Teaching evaluation 2021-2022 a.y. - Attending Students

Undergraduate School

Degree programme: WBB

N° of questionnaires processed: 296

Average values compared with those regarding the School overall



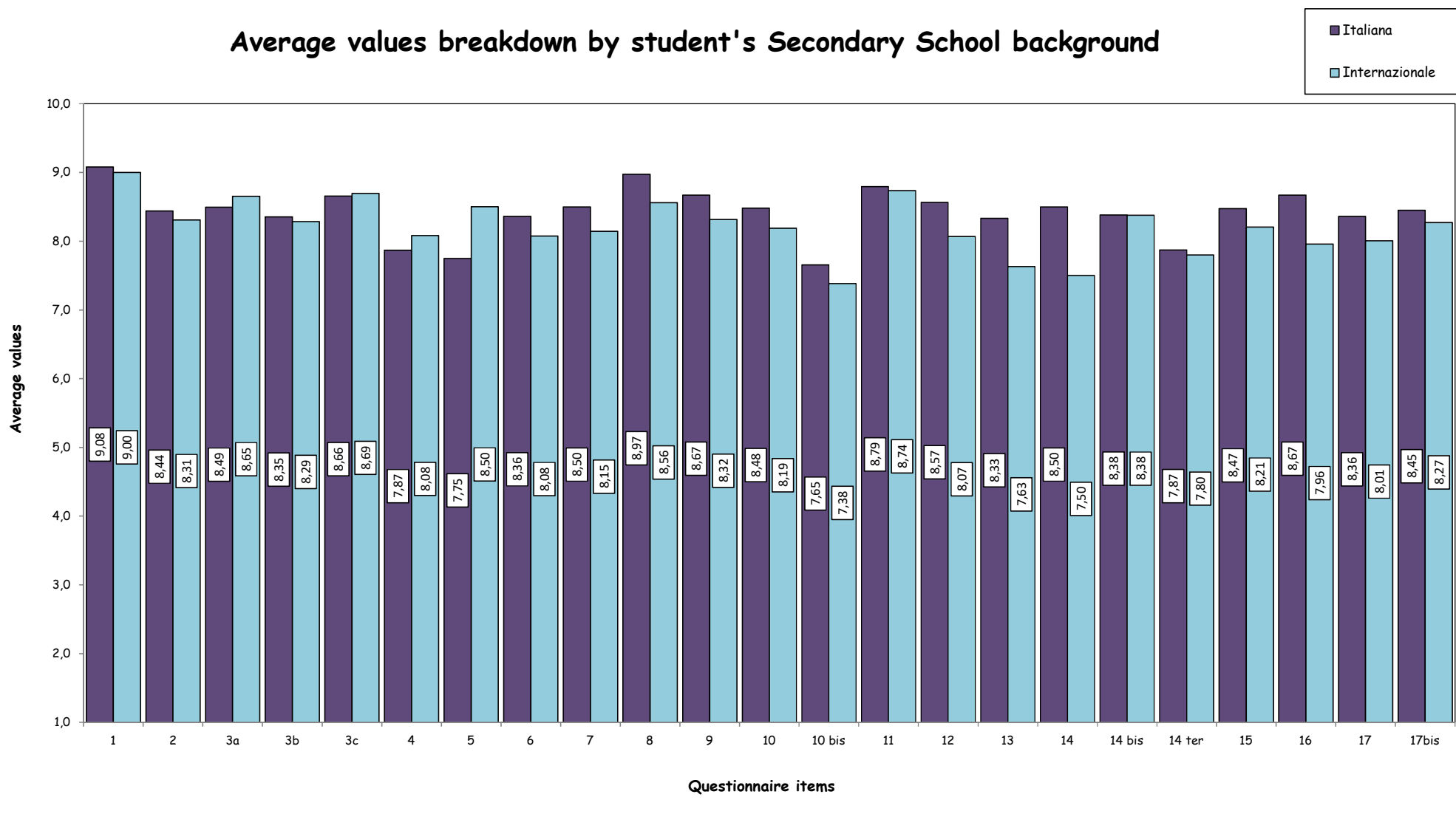
Teaching evaluation 2021-2022 a.y.- Attending Students

Undergraduate School

Degree programme: WBB

N° of questionnaires processed: 296

Average values breakdown by student's Secondary School background



Teaching evaluation a.y. 2021-2022 - Non Attending Students

Undergraduate School

Degree programme: WBB

N° of questionnaires processed: 99

2. EVALUATION OF NOT ATTENDING STUDENTS*

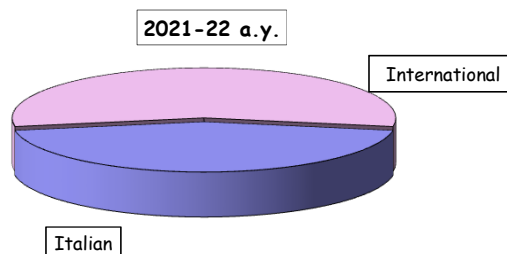
STUDENT INFORMATION

Year of study

	Questionnaires processed		Questionnaires processed/students enrolled	
	a.v.	%	2021-22	2020-21
1°				
2°	47	47,5	6,8	5,5
3°	52	52,5	10,7	3,1
TOTAL	99	100,0	8,4	5,0

Secondary School Background

	a.v.	%	
		2021-22	2020-21
Italian	44	44,4	30,4
International	55	55,6	69,6
TOTAL	99	100,0	100,0



(*): This section summarizes the statistical results of evaluations given by students who declared (in the classroom or remote survey) an attendance of less than 50% of the course lessons.

Teaching evaluation a.y. 2021-2022 - Non Attending Students

Undergraduate School

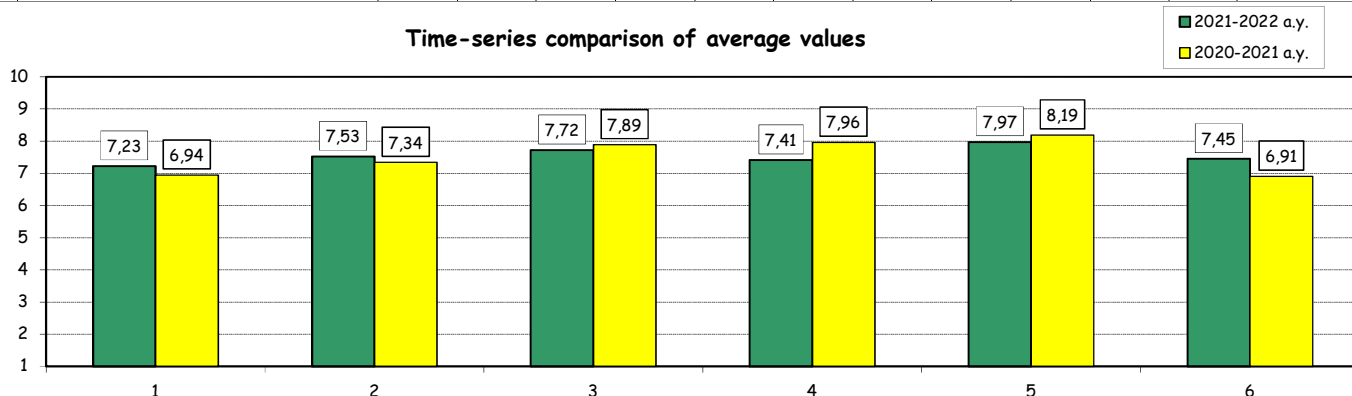
Degree programme: WBB

N° of questionnaires processed: 99

EVALUATIONS

Item	Answers	Strongly disagree		Disagree		Agree		Strongly agree		Total		N.A.	Median Values
		1-2		3-4-5		6-7-8		9-10					
		a.v.	%	a.v.	%	a.v.	%	a.v.	%	a.v.	%		
1	Your prior academic knowledge was sufficient for understanding the topics covered in the course and included in the examination program.	2	2,5	12	15,0	41	51,3	25	31,3	80	100,0	19	7,0
2	The workload required for this course is appropriate compared to the number of credits allocated to it.	1	1,3	7	8,8	47	58,8	25	31,3	80	100,0	19	7,0
3	The course material and recommended reading list are adequate (useful/complete) for the study of the course subject.	0	0,0	6	7,6	44	55,7	29	36,7	79	100,0	20	8,0
4	The exam rules and procedures have been explained clearly.	3	3,8	10	12,5	39	48,8	28	35,0	80	100,0	19	8,0
5	The instructor is available for clarifications and explanations (even remotely)	1	1,3	4	5,1	38	48,1	36	45,6	79	100,0	20	8,0
6	I am interested in the course topics.	2	2,6	11	14,1	38	48,7	27	34,6	78	100,0	21	8,0

Time-series comparison of average values



Average values compared with those regarding students who declared an attendance of more than 50% of the lessons

