

VALUTAZIONE DELLA DIDATTICA

**CORSO DI LAUREA IN
INTERNATIONAL MANAGEMENT
A.A. 2019-2020**

Teaching evaluation 2019-2020 a.y. - Attending Student

Graduate School

Degree programme: IM

N° of questionnaires processed: 1588

1. EVALUATION OF ATTENDING STUDENTS*

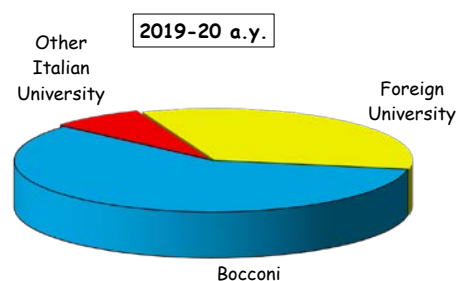
STUDENT INFORMATION

Year of study

	Questionnaires processed		Questionnaires processed/students enrolled	
	a.v.	%	2019-20	2018-19
1°	1.273	80,2	68,4	55,7
2°	315	19,8	48,9	52,0
TOTAL	1.588	100,0	63,4	54,7
N.R.	0			


University of the undergraduate program

	a.v.	%	%
		2019-20	2018-19
Bocconi	932	58,7	54,9
Other Italian University	120	7,6	9,6
Foreign University	534	33,7	35,5
TOTAL	1.586	99,9	100,0
N.R.	2		



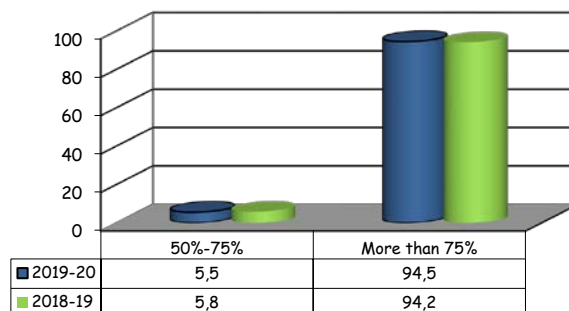
Nationality

	a.v.	%	%
		2019-20	2018-19
Italian	965	60,8	62,9
Non-Italian	623	39,2	37,1
TOTAL	1.588	100,0	100,0
N.R.	0		



Percentage of lessons attended (as declared by the student)

	a.v.	%	%	2018-19
		2019-20		19
50%-75%	88	5,5	5,8	
More than 75%	1.500	94,5	94,2	
TOTAL	1.588	100,0	100,0	
N.R.	0			



(*): This section summarizes the statistical results of evaluations given by students who declared (in the classroom or remote survey) an attendance of more than 50% of the course lessons.

Teaching evaluation 2019-2020 a.y. - Attending Student

Graduate School

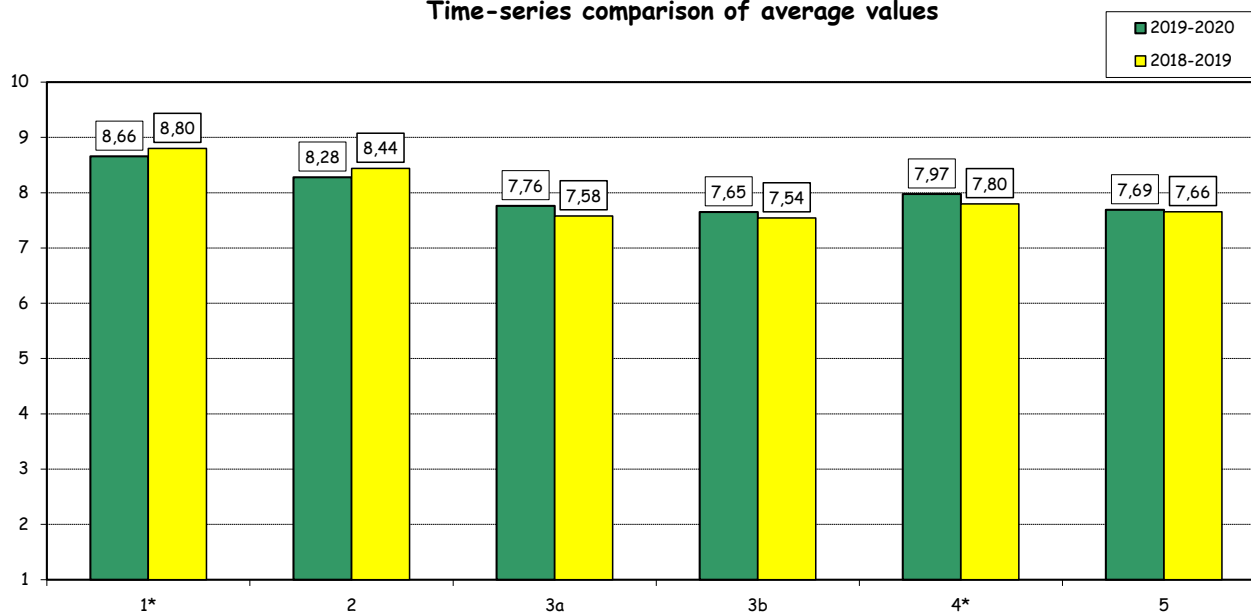
Degree programme: IM

N° of questionnaires processed: 1588

SECTION A - ORGANISATION OF THE COURSE

Item		Strongly disagree		Disagree		Agree		Strongly agree		Total		N.R.	Median Values
		1-2		3-4-5		6-7-8		9-10		a.v.	%		
		a.v.	%	a.v.	%	a.v.	%	a.v.	%				
1*	The schedule of lectures, practice and any other teaching activities has been respected.	11	1,1	38	3,9	282	28,9	645	66,1	976	100,0	2	9,0
2	The prior academic knowledge was sufficient for understanding the topics covered in the course and included in the examination	29	1,8	111	7,0	542	34,2	902	56,9	1584	100,0	4	9,0
3a	The course material and recommended reading list are clear.	46	2,9	183	11,6	649	41,0	704	44,5	1582	100,0	6	8,0
3b	The course material and recommended reading list are adequate (useful/complete) for the study of the course subject.	59	3,7	183	11,6	676	42,9	659	41,8	1577	100,0	11	8,0
4*	The exam rules and procedures have been explained clearly.	26	2,7	94	9,7	364	37,7	482	49,9	966	100,0	13	9,0
5	The workload required for this course is appropriate compared to the number of credits allocated to it.	76	4,8	169	10,7	638	40,3	700	44,2	1583	100,0	5	8,0

Time-series comparison of average values



(*): Items not submitted to students in the second semester survey.

Teaching evaluation 2019-2020 a.y. - Attending Student

Graduate School

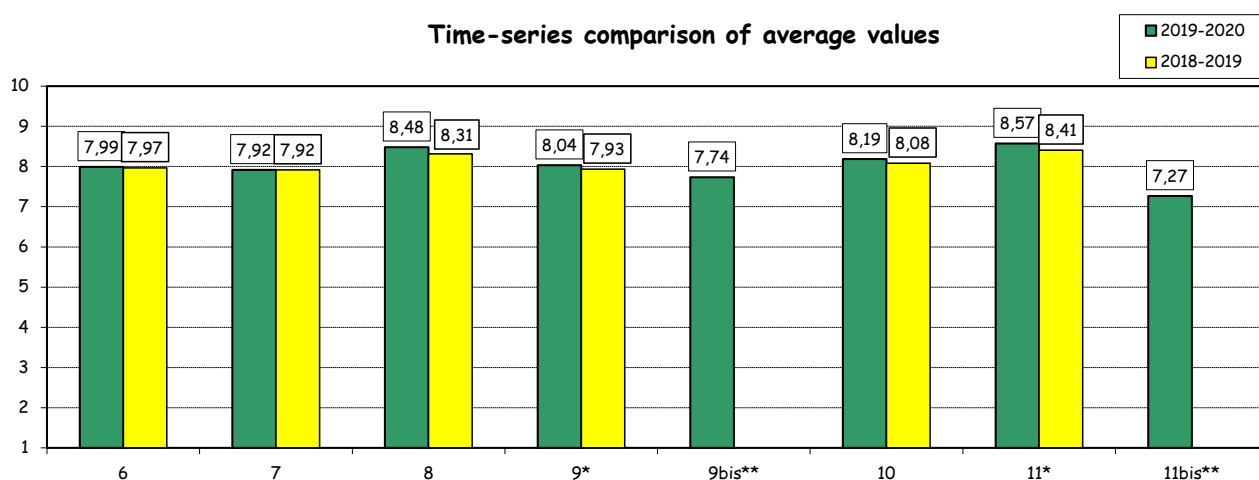
Degree programme: IM

N° of questionnaires processed: 2354

SECTION B - TEACHING AND STUDY ACTIVITIES °

Item		Strongly disagree		Disagree		Agree		Strongly agree		Total		N.R.	Median Values
		1-2		3-4-5		6-7-8		9-10					
		a.v.	%	a.v.	%	a.v.	%	a.v.	%	a.v.	%		
6	The instructor stimulates interest in the course subject.	79	3,4	177	7,5	920	39,1	1178	50,0	2354	100,0	0	9,0
7	The instructor explains the topics in a clear manner.	84	3,6	191	8,1	952	40,5	1125	47,8	2352	100,0	3	8,0
8	The instructor is available for clarifications and explanations.	56	2,4	127	5,4	692	29,6	1460	62,5	2335	100,0	12	9,0
9*	The teaching activities are well organized.	48	3,0	127	8,1	623	39,6	777	49,3	1575	100,0	3	9,0
9bis**	The online teaching activities were helpful in learning the course topics.	41	5,3	76	9,9	280	36,5	371	48,3	768	100,0	8	8,0
10	The instructor encouraged student's involvement and participation.	70	3,0	164	7,0	804	34,2	1312	55,8	2350	100,0	4	9,0
11*	The course has been carried out in accordance with the syllabus published on the website.	9	0,9	42	4,3	331	34,2	587	60,6	969	100,0	9	9,0
11bis**	The syllabus of the course was adequately updated according to the changes imposed by the transfer of teaching activities online.	62	10,2	75	12,3	210	34,5	261	42,9	608	100,0	2	8,0

Time-series comparison of average values



(°): The first six items of this section are repeated several times in case of separate evaluation of each faculty member who taught in the courses. For this reason the total amount of answers may vary significantly from that recorded for the rest of the items.

(*): Items not submitted to students in the second semester survey.

(**): Items submitted to students only in the second semester survey

Teaching evaluation 2019-2020 a.y. - Attending Student

Graduate School

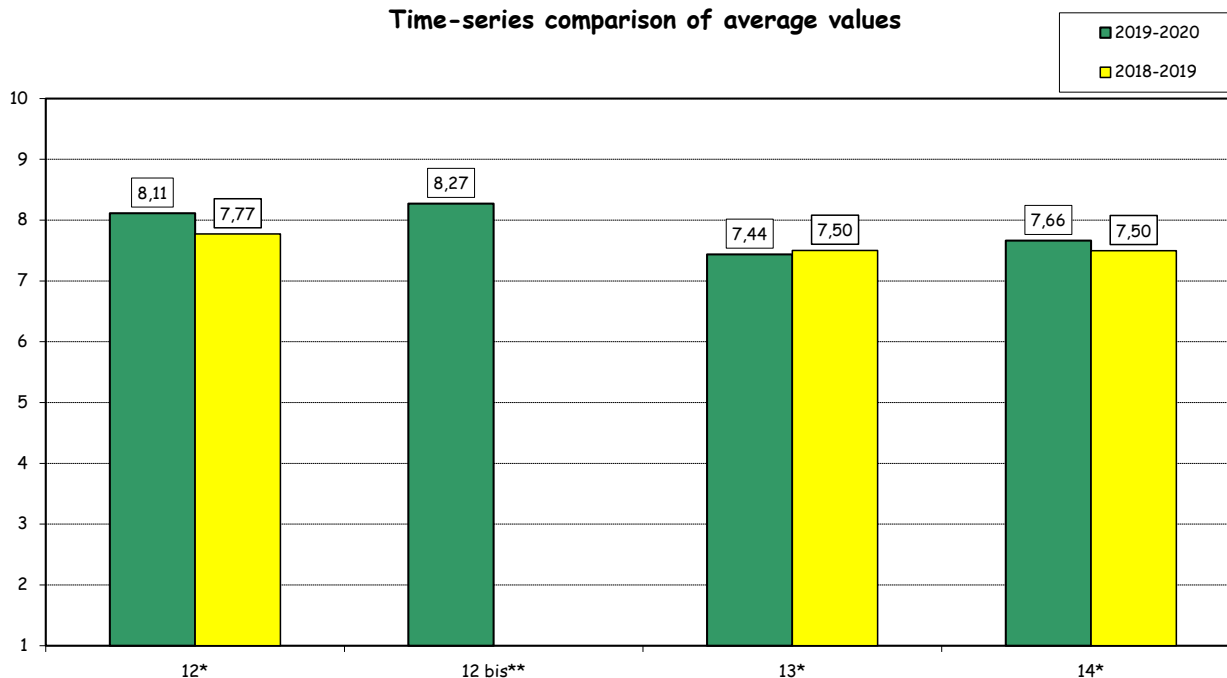
Degree programme: IM

N° of questionnaires processed: 1588

SECTION B - TEACHING AND STUDY ACTIVITIES

Item		Strongly disagree		Disagree		Agree		Strongly agree		Total		N.A.	N.R.	Median Values
		1-2		3-4-5		6-7-8		9-10						
		a.v.	%	a.v.	%	a.v.	%	a.v.	%	a.v.	%			
12*	The supplementary activities (practice, laboratories, tutoring, etc.), if present, have been helpful in learning the course topics.	20	3,2	44	7,1	242	38,8	318	51,0	624	100,0		372	9,0
12 bis**	The electronic platform used for access to online lessons and teaching materials worked well during the semester.	19	3,1	36	6,0	218	36,0	332	54,9	605	100,0		5	9,0
13*	The support provided by teaching assistants (if present) is useful to encourage the learning of the course topics.	7	3,5	26	12,9	96	47,8	72	35,8	201	100,0	615	162	8,0
14*	Teaching assistants (if present) showed to be competent and helpful.	10	5,0	11	5,5	106	53,3	72	36,2	199	100,0	615	164	8,0

Time-series comparison of average values



(*): Items not submitted to students in the second semester survey.

(**): Item submitted to students only in the second semester survey

(°): Items submitted only for courses where the Teaching Assistants had clear visibility to students.

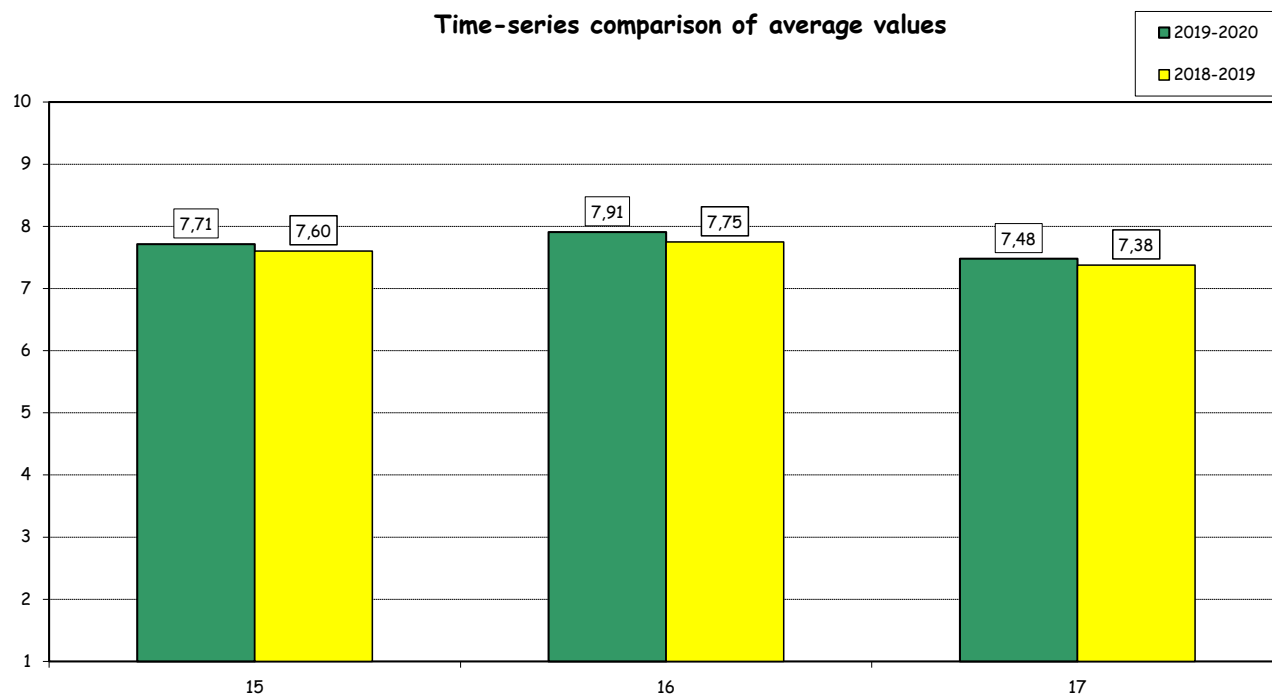
**Teaching evaluation 2019-2020 a.y. - Attending Student
Graduate School**

Degree programme: IM
N° of questionnaires processed: 1588

SECTION C - OVERALL ASSESSMENT

Item		Strongly disagree		Disagree		Agree		Strongly agree		Total		N.R.	Median Values
		1-2		3-4-5		6-7-8		9-10					
		a.v.	%	a.v.	%	a.v.	%	a.v.	%	a.v.	%		
15	The overall quality of teaching is satisfactory.	69	4,4	138	8,7	699	44,2	675	42,7	1581	100,0	7	8,0
16	I am interested in the course topics.	45	2,8	117	7,4	730	46,0	694	43,8	1586	100,0	2	8,0
17	Overall I am satisfied with the way the course has been carried out.	77	4,9	179	11,4	714	45,4	601	38,3	1571	100,0	17	8,0

Time-series comparison of average values

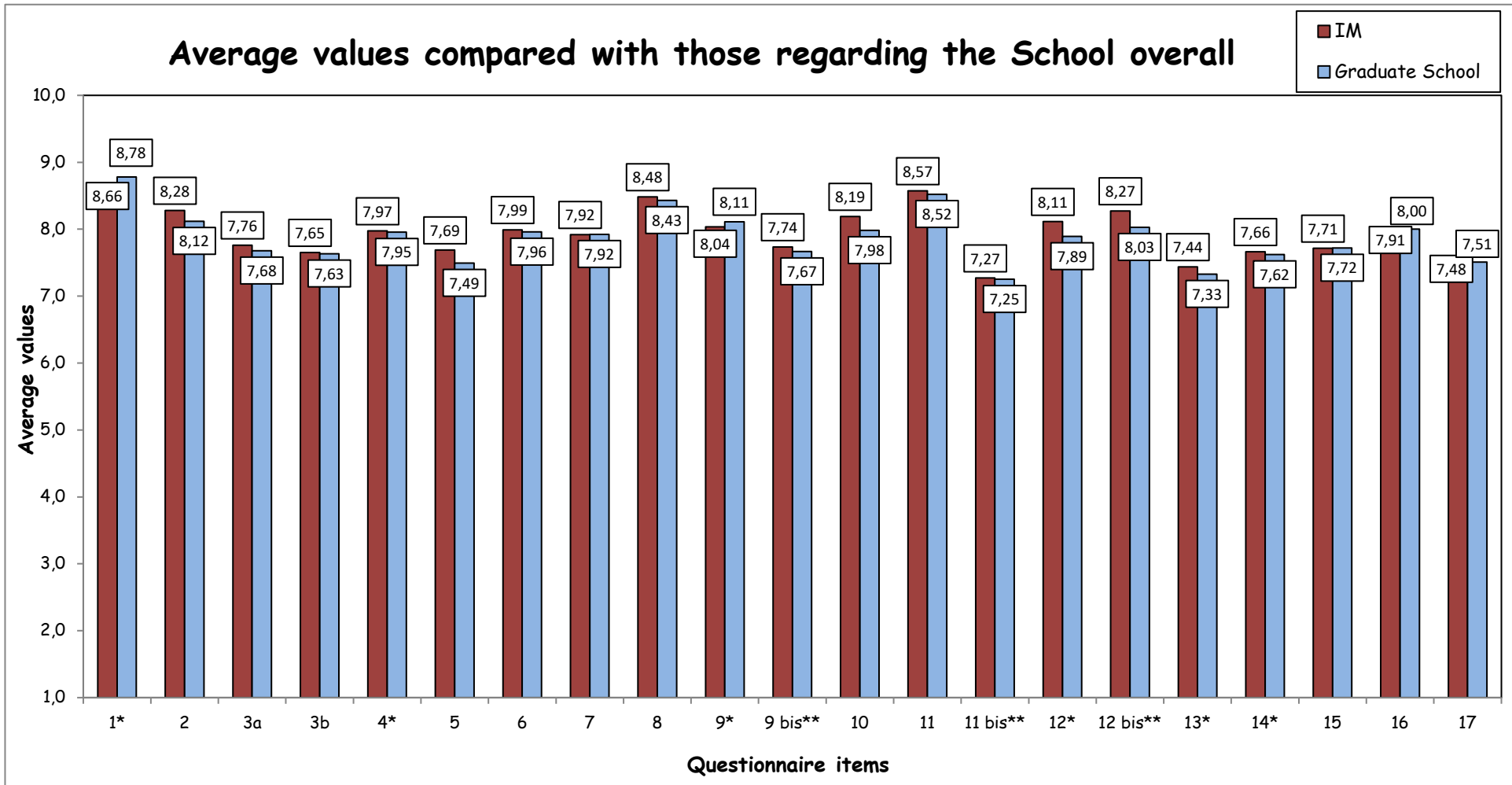


Teaching evaluation 2019-2020 a.y. - Attending Student

Graduate School

Degree programme: IM

N° of questionnaires processed: 1588



(*): Items not submitted to students in the second semester survey.

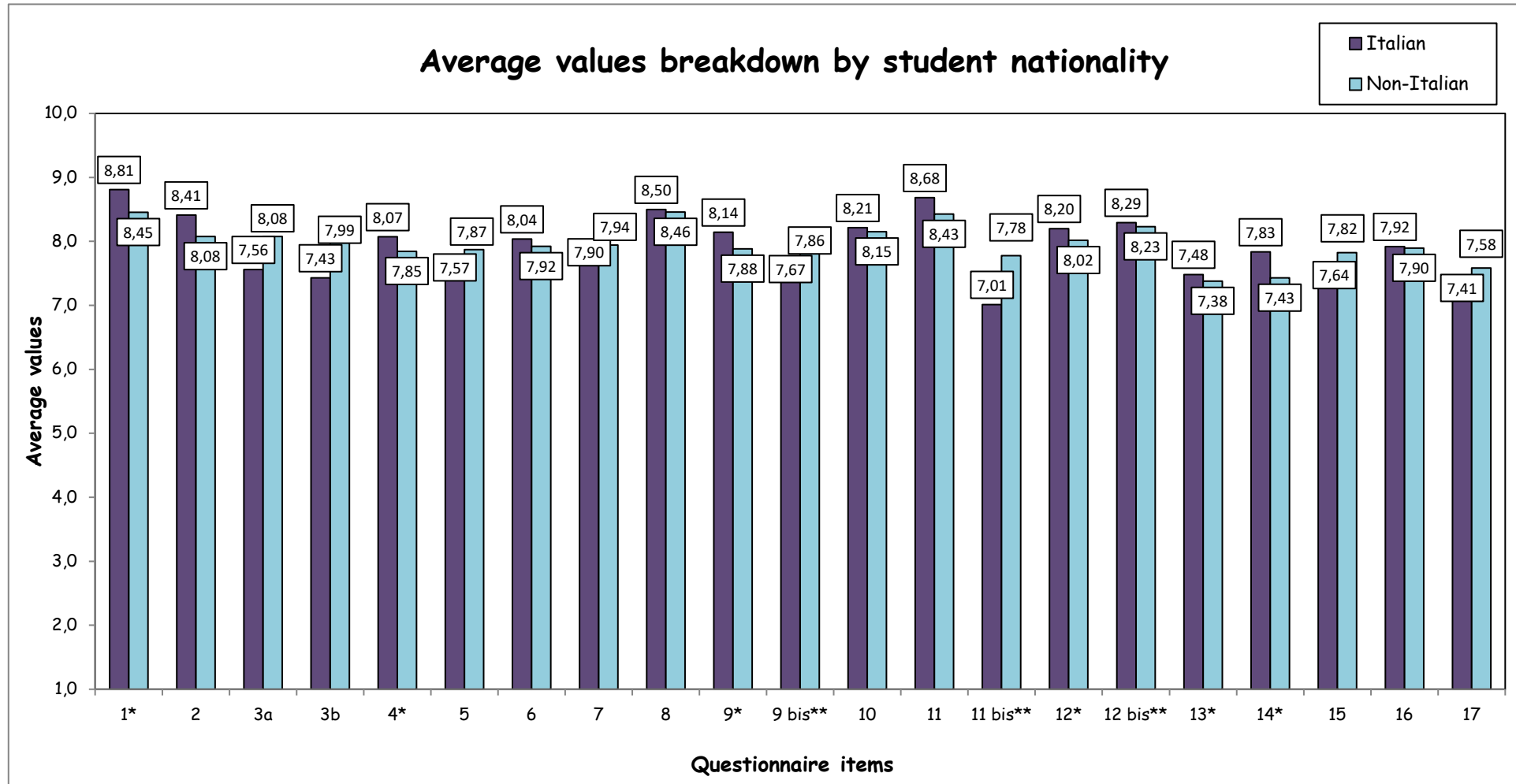
(**): Items submitted to students only in the second semester survey

Teaching evaluation 2019-2020 a.y. - Attending Student

Graduate School

Degree programme: IM

N° of questionnaires processed: 1588



(*): Items not submitted to students in the second semester survey.

(**): Items submitted to students only in the second semester survey

Teaching evaluation 2019-2020 a.y. - Non Attending Student

Graduate School

Degree programme: IM

N° of questionnaires processed: 278

2. EVALUATION OF NOT ATTENDING STUDENTS*

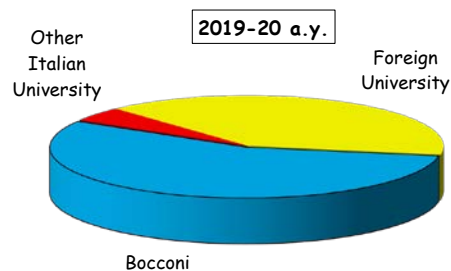
STUDENT INFORMATION

Year of study

	Questionnaires processed		Questionnaires processed/students enrolled	
	a.v.	%	2019-20	2018-19
1°	165	59,4	8,9	11,5
2°	113	40,6	17,5	9,5
TOTAL	278	100,0	11,1	11,0
N.R.	0			

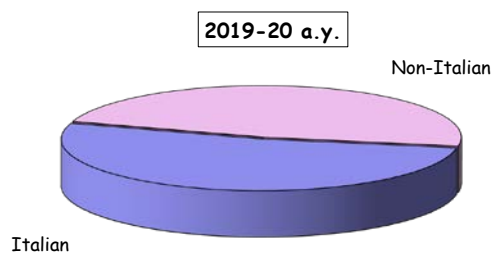
University of the undergraduate program

	a.v.	%	
		2019-20	2018-19
Bocconi	155	55,8	59,1
Other Italian University	13	4,7	5,4
Foreign University	110	39,6	35,5
TOTAL	278	100,0	100,0
N.R.	0		



Nazionalità

	v.a.	%	
		2019-20	2018-19
Italian	145	52,2	59,5
Non-Italian	133	47,8	40,5
TOTAL	278	100,0	100,0
N.R.	0		



(*): This section summarizes the statistical results of evaluations given by students who declared (in the classroom or remote survey) an attendance of less than 50% of the course lessons.

Teaching evaluation 2019-2020 a.y. - Non Attending Student

Graduate School

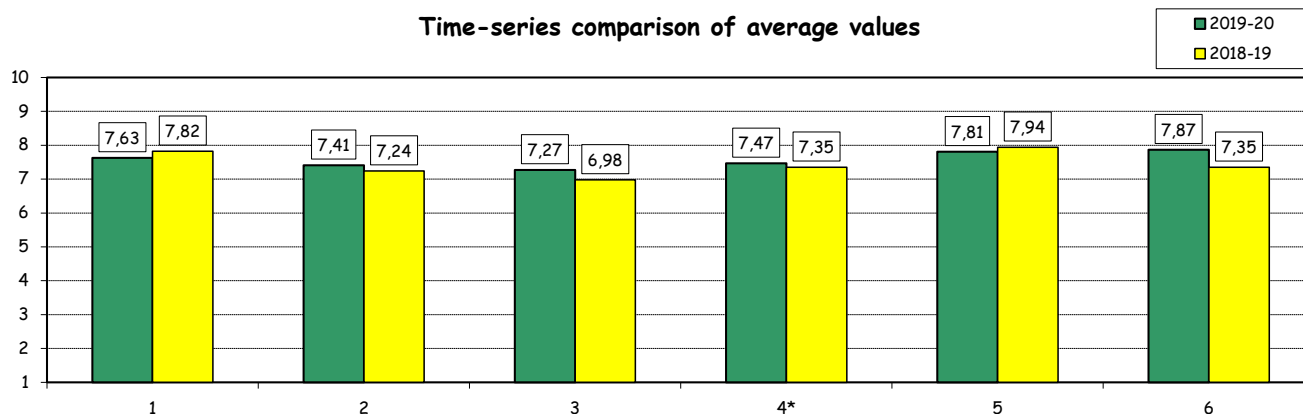
Degree programme: IM

N° of questionnaires processed: 278

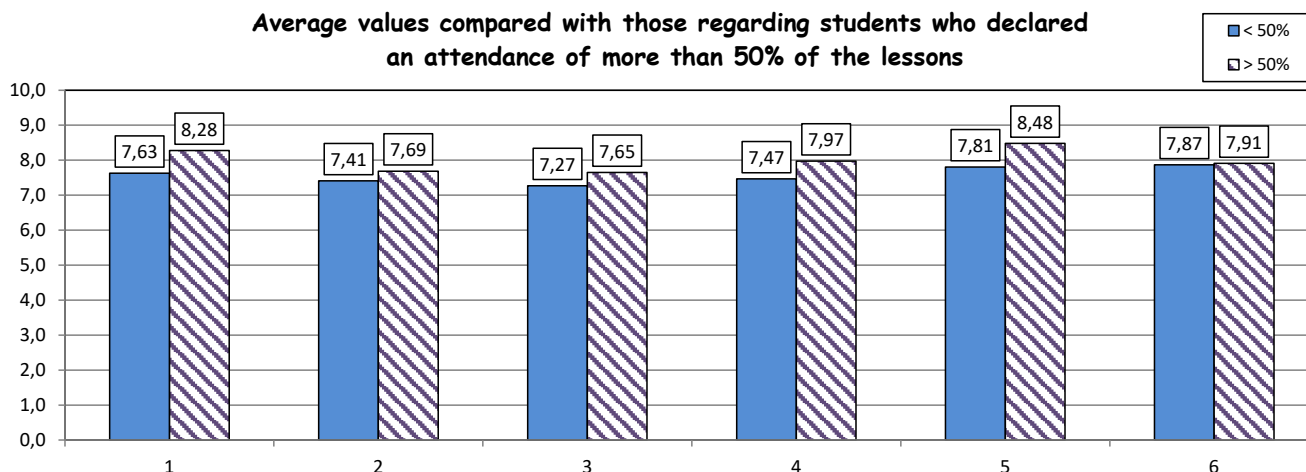
EVALUATIONS

Item	Answers	Strongly disagree		Disagree		Agree		Strongly agree		Total		N.R.	Median Values
		1-2		3-4-5		6-7-8		9-10		a.v.	%		
		a.v.	%	a.v.	%	a.v.	%	a.v.	%				
1	The prior knowledge were sufficient for understanding the topics included in the exam program.	8	3,1	33	12,8	113	44,0	103	40,1	257	100,0	21	8,0
2	The workload required for this course is appropriate compared to the number of credits allocated to it.	13	5,1	33	12,9	117	45,7	93	36,3	256	100,0	22	8,0
3	The course material and readings (indicated and available) are adequate (useful/complete) for the study of the course subject.	13	5,1	39	15,4	112	44,3	89	35,2	253	100,0	25	8,0
4*	The exam rules and procedures have been described clearly.	14	8,0	17	9,8	65	37,4	78	44,8	174	100,0	13	8,0
5	The instructor is available for clarifications and explanations.	11	4,4	25	10,0	103	41,2	111	44,4	250	100,0	28	8,0
6	I am interested in the course topics.	7	2,8	24	9,4	111	43,7	112	44,1	254	100,0	24	8,0

Time-series comparison of average values



Average values compared with those regarding students who declared an attendance of more than 50% of the lessons



(*): item not submitted to students in the second semester survey.