

TEACHING EVALUATION

MASTER OF SCIENCE IN
**ECONOMICS AND MANAGEMENT OF
GOVERNMENT AND INTERNATIONAL
ORGANIZATIONS**
2022-23 a.y.



Teaching evaluation 2022-2023 a.y.- Attending Students

Graduate School

Degree programme: GIO

N° of questionnaires processed: 775

1. EVALUATION OF ATTENDING STUDENTS*

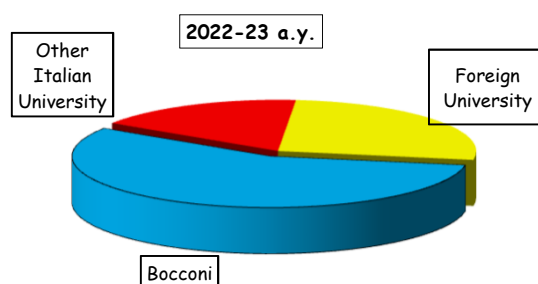
STUDENT INFORMATION

Year of study

	Questionnaires processed		Questionnaires processed/students	
	a.v.	%	2022-23	2021-22
1°	594	76,6	76,1	42,8
2°	181	23,4	67,0	30,6
TOTAL	775	100,0	73,7	40,9

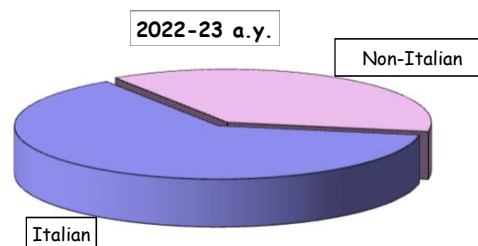
University of the undergraduate program

	a.v.	%	
		2022-23	2021-22
Bocconi	437	56,4	57,7
Other Italian University	134	17,3	15,9
Foreign University	204	26,3	26,4
TOTAL	775	100,0	100,0
N.R.	0		



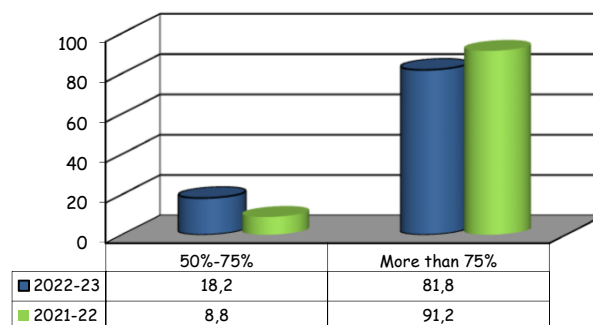
Nationality

	a.v.	%	
		2022-23	2021-22
Italian	488	63,0	66,3
Non-Italian	287	37,0	33,7
TOTAL	775	100,0	100,0



Percentage of lessons attended (as declared by the student)

	a.v.	%	
		2022-23	2021-22
50%-75%	141	18,2	8,8
More than 75%	634	81,8	91,2
TOTAL	775	100,0	100,0



(*): This section summarizes the statistical results of evaluations given by students who declared (in the classroom or remote survey) an attendance of more than 50% of the course lessons.

Teaching evaluation 2022-2023 a.y. - Attending Students

Graduate School

Degree programme: GIO

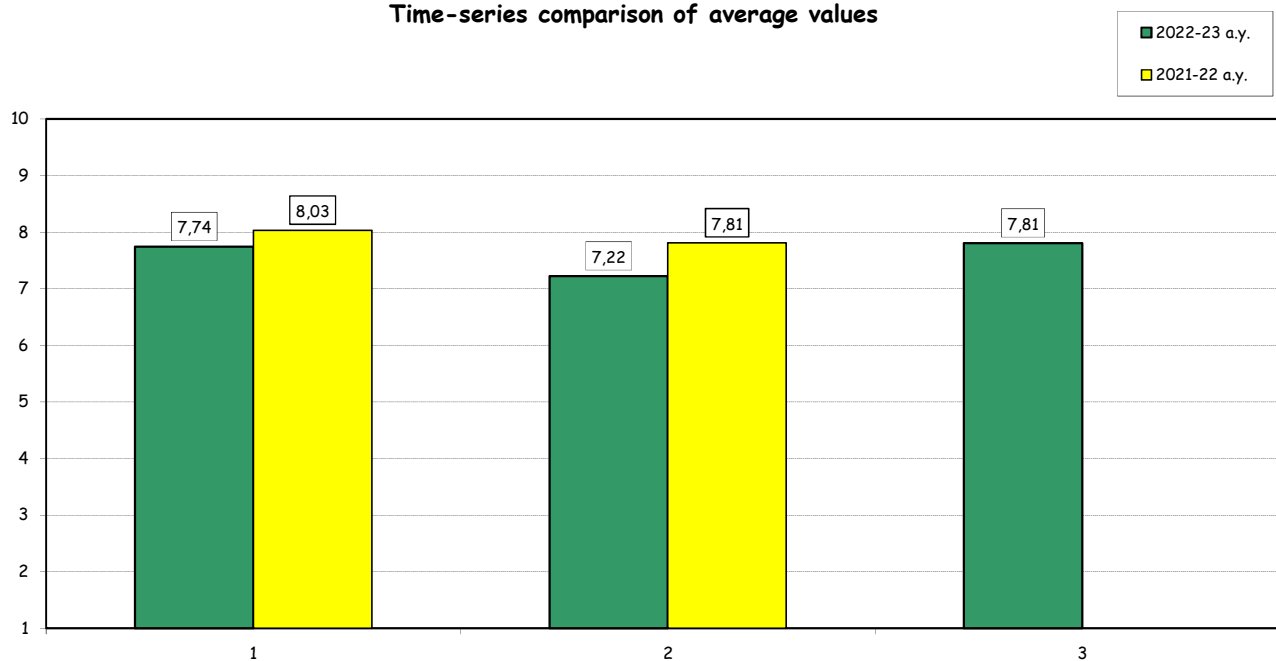
N° of questionnaires processed: 775

2. OVERALL SCHOOL EVALUATIONS

SECTION A - SUMMARY ASSESSMENT

Item		Answers		Strongly disagree		Disagree		Agree		Strongly agree		Total		N.A.	Median Values
		1-2		3-4-5		6-7-8		9-10							
		a.v.	%	a.v.	%	a.v.	%	a.v.	%	a.v.	%				
1	I am interested in the course topics.	13	1,7	81	10,5	377	48,6	304	39,2	775	100,0	0	8,0		
2	Overall, I am satisfied with the way the course has been carried out.	32	4,2	107	14,0	384	50,3	240	31,5	763	100,0	12	7,0		
3	The teaching activity is satisfactory.°	44	2,6	158	9,5	744	44,5	725	43,4	1671	100,0	2	8,0		

Time-series comparison of average values



(°): The item is repeated as many times as the number of instructors evaluated within each course. For this reason the total amount of answers may vary significantly from that recorded for the rest of the items.

Teaching evaluation 2022-2023 a.y. - Attending Students

Graduate School

Degree programme: GIO

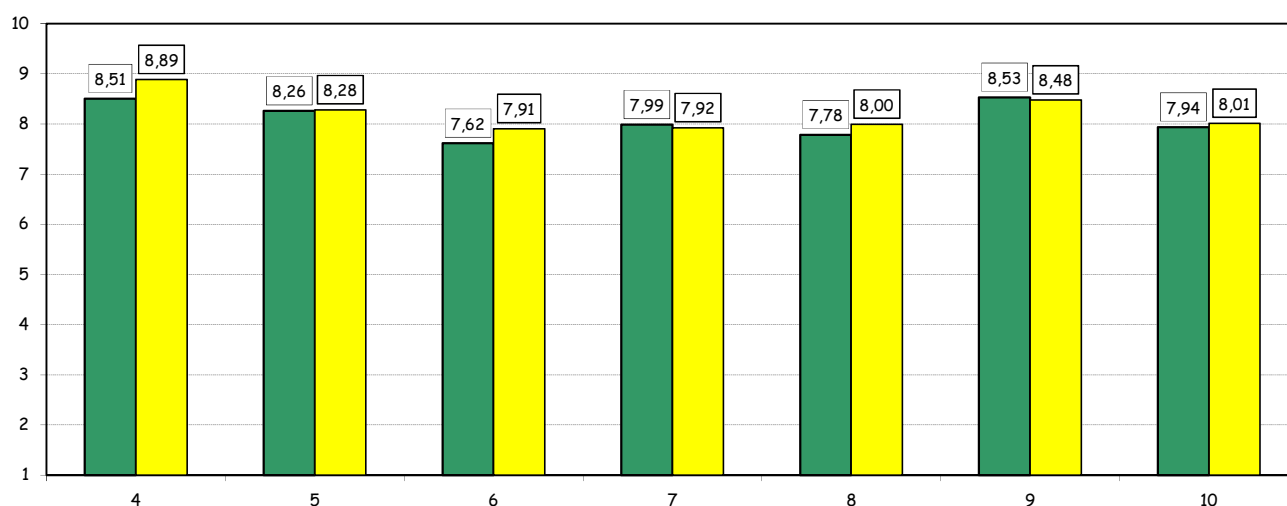
N° of questionnaires processed: 775

SECTION B - COURSE ORGANISATION

Item	Answers	Strongly disagree		Disagree		Agree		Strongly agree		Total		N.A.	Median Values
		1-2		3-4-5		6-7-8		9-10		a.v.	%		
		a.v.	%	a.v.	%	a.v.	%	a.v.	%				
4	The schedule of lectures, practice and any other teaching activities has been respected.	4	0,5	21	2,7	324	41,9	424	54,9	773	100,0	2	8,0
5	The prior academic knowledge was adequate for understanding the topics covered in the course and included in the examination program.	15	1,9	45	5,8	294	38,2	416	54,0	770	100,0	5	8,0
6	The course material is adequate (useful/complete) for the study of the course subject.	27	3,5	77	10,1	379	49,6	281	36,8	764	100,0	11	8,0
7	The exam rules and procedures have been explained clearly.	12	1,6	61	7,9	360	46,9	335	43,6	768	100,0	7	8,0
8	The workload required for this course is appropriate compared to the number of credits allocated to it.	11	1,4	73	9,5	386	50,4	296	38,6	766	100,0	9	8,0
9	The course has been carried out in accordance with the syllabus published on the website.	5	0,7	10	1,3	331	43,4	417	54,7	763	100,0	12	8,0
10	The supplementary activities (practice, workshops, group work, etc.), if present, have been helpful in learning the course topics.	16	2,1	52	7,0	363	48,5	317	42,4	748	100,0	27	8,0

Time-series comparison of average values

■ 2022-23 a.y.
■ 2021-22 a.y.



Teaching evaluation 2022-2023 a.y. - Attending Students

Graduate School

Degree programme: GIO

N° of questionnaires processed: 1673

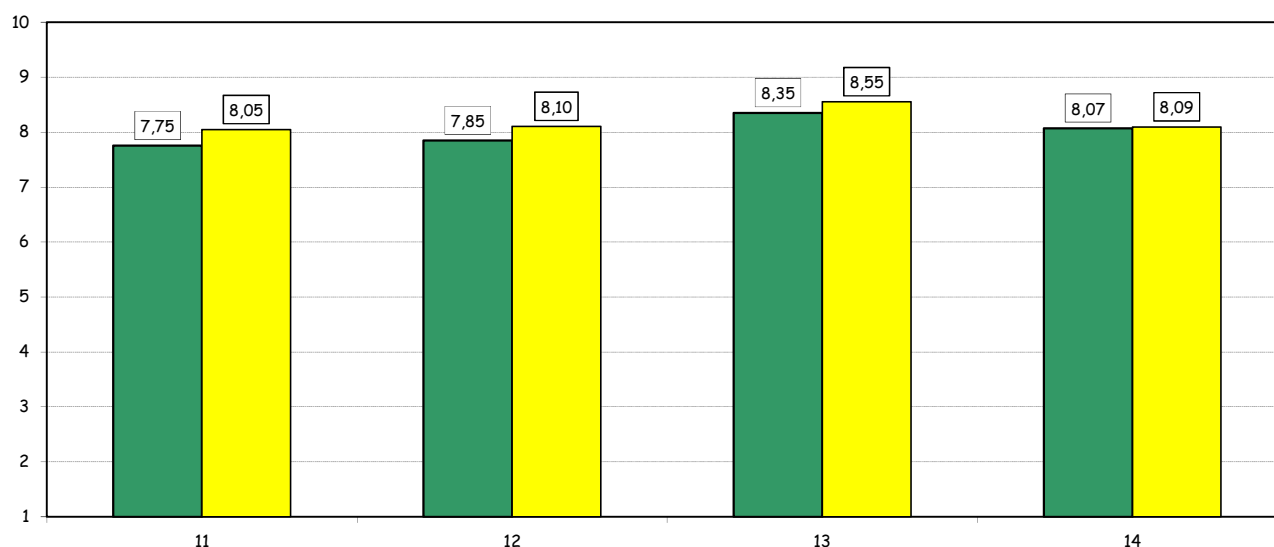
SECTION C - TEACHING ACTIVITIES^o

Item		Strongly disagree		Disagree		Agree		Strongly agree		Total		N.A.	Median Values
		1-2		3-4-5		6-7-8		9-10		a.v.	%		
		a.v.	%	a.v.	%	a.v.	%	a.v.	%				
11	The instructor stimulates interest in the course subject.	52	3,1	156	9,4	750	45,2	701	42,3	1659	100,0	14	8,0
12	The instructor explains the topics in a clear manner.	44	2,7	159	9,6	721	43,5	732	44,2	1656	100,0	17	8,0
13	The instructor is available for clarifications and explanations (even remotely)	21	1,3	79	4,8	616	37,6	924	56,3	1640	100,0	33	9,0
14	The instructor encouraged interaction during the lessons.	28	1,7	121	7,3	693	41,8	815	49,2	1657	100,0	16	8,0

Time-series comparison of average values

■ 2022-23 a.y.

■ 2021-22 a.y.



(^o): The item is repeated as many times as the number of instructors evaluated within each course. For this reason the total amount of answers may vary significantly from that recorded for the rest of the items.

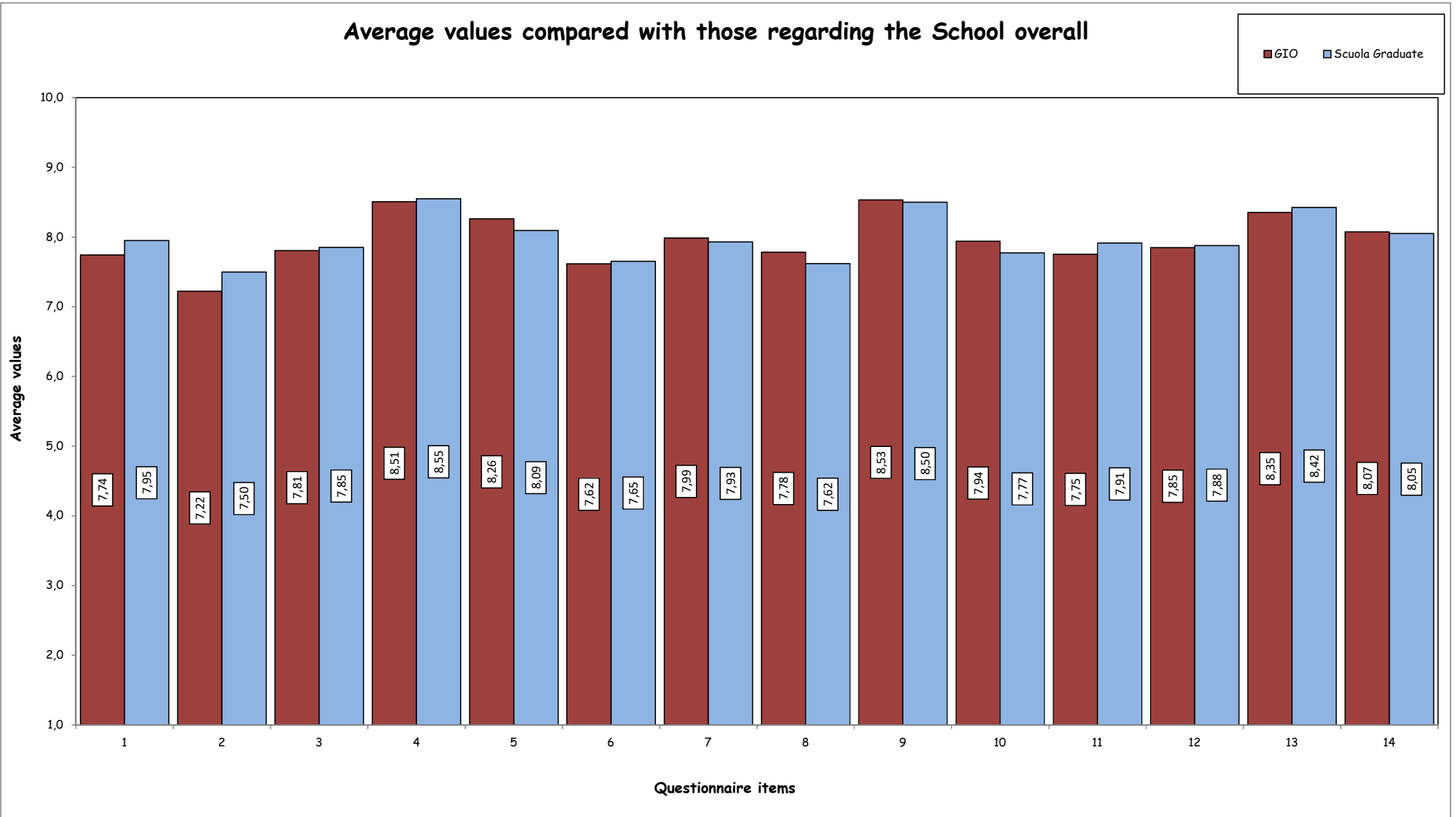
Teaching evaluation 2022-2023 a.y. - Attending Students

Graduate School

Degree programme: GIO

N° of questionnaires processed: 775

Average values compared with those regarding the School overall



Teaching evaluation a.y. 2022-2023 - Non Attending Students

Graduate School

Degree programme: GIO

N° of questionnaires processed: 130

2. EVALUATION OF NOT ATTENDING STUDENTS*

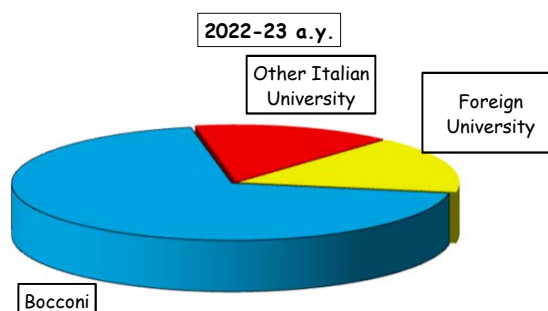
STUDENT INFORMATION

Year of study

	Questionnaires processed		Questionnaires processed/students enrolled	
	a.v.	%	2022-23	2021-22
1°	58	44,6	7,4	10,6
2°	72	55,4	26,7	6,9
TOTAL	130	100,0	12,4	10,0

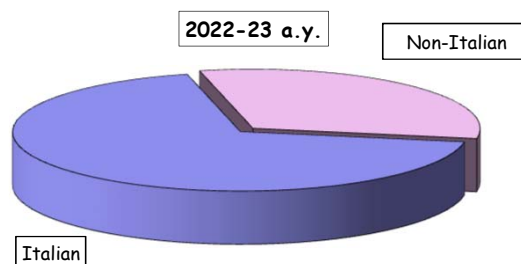
University of the undergraduate program

	a.v.	%	
		2022-23	2021-22
Bocconi	90	69,2	62,2
Other Italian University	19	14,6	15,3
Foreign University	21	16,2	22,5
TOTAL	130	100,0	100,0
N.R.	0		



Nationality

	a.v.	%	
		2022-23	2021-22
Italian	89	68,5	69,4
Non-Italian	41	31,5	30,6
TOTAL	130	100,0	100,0



(*): This section summarizes the statistical results of evaluations given by students who declared (in the classroom or remote survey) an attendance of less than 50% of the course lessons.

Teaching evaluation a.y. 2022-2023 - Non Attending Students

Graduate School

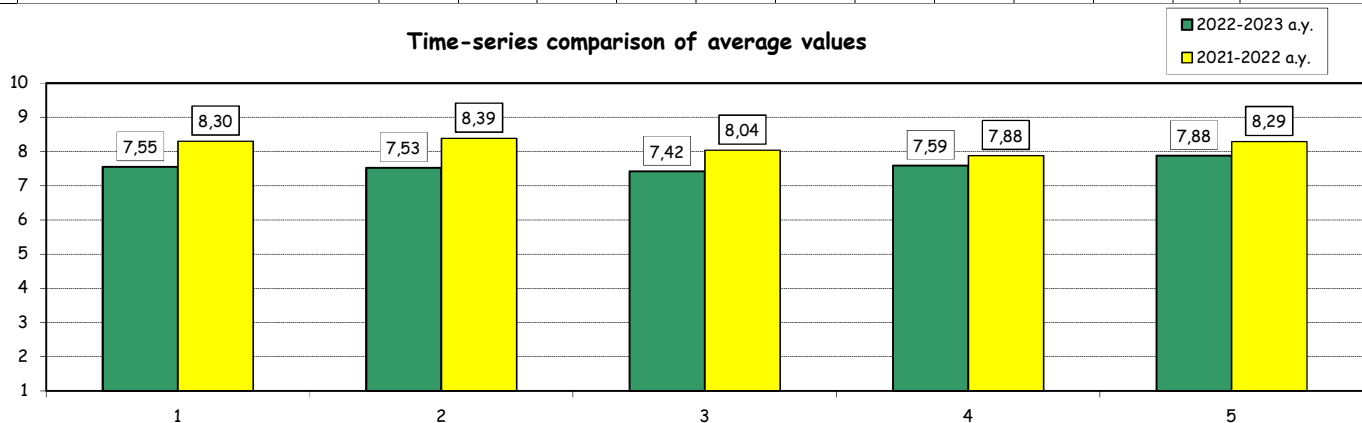
Degree programme: GIO

N° of questionnaires processed: 130

EVALUATIONS

Item		Strongly disagree		Disagree		Agree		Strongly agree		Total		N.A.	Median Values
		1-2		3-4-5		6-7-8		9-10					
		a.v.	%	a.v.	%	a.v.	%	a.v.	%	a.v.	%		
1	Your prior academic knowledge was sufficient for understanding the topics covered in the course and included in the examination program.	3	4,1	12	16,4	27	37,0	31	42,5	73	100,0	57	8,0
2	The workload required for this course is appropriate compared to the number of credits allocated to it.	2	2,8	10	13,9	32	44,4	28	38,9	72	100,0	58	8,0
3	The course material and recommended reading list are adequate (useful/complete) for the study of the course subject.	4	5,6	10	13,9	31	43,1	27	37,5	72	100,0	58	8,0
4	The exam rules and procedures have been explained clearly.	3	4,2	7	9,9	34	47,9	27	38,0	71	100,0	59	8,0
5	The instructor is available for clarifications and explanations (even remotely)	2	2,7	7	9,6	31	42,5	33	45,2	73	100,0	57	8,0

Time-series comparison of average values



Average values compared with those regarding students who declared an attendance of more than 50% of the lessons

