

**TEACHING EVALUATION**

**MASTER OF SCIENCE IN  
ECONOMICS AND MANAGEMENT OF  
GOVERNMENT AND INTERNATIONAL  
ORGANIZATIONS  
2021-22 a.y.**



## Teaching evaluation 2021-2022 a.y.- Attending Students

### Graduate School

Degree programme: GIO

N° of questionnaires processed: 454

## 1. EVALUATION OF ATTENDING STUDENTS\*

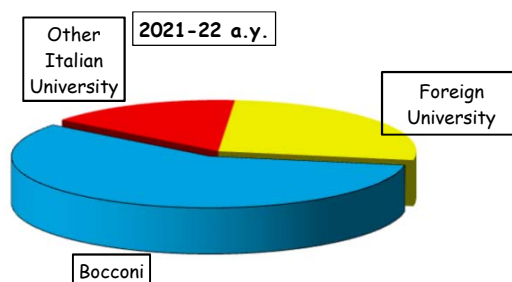
### STUDENT INFORMATION

#### Year of study

	Questionnaires processed		Questionnaires processed/students	
	a.v.	%	2021-22	2020-21
1°	401	88,3	42,8	61,4
2°	53	11,7	30,6	84,6
TOTAL	454	100,0	40,9	66,7

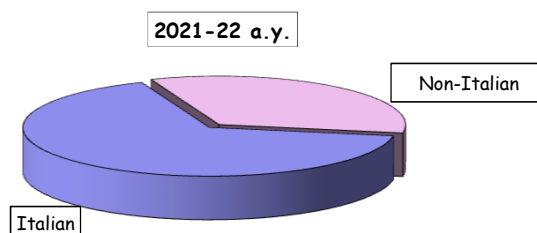
#### University of the undergraduate program

	a.v.	%	
		2021-22	2020-21
Bocconi	262	57,7	67,0
Other Italian University	72	15,9	13,4
Foreign University	120	26,4	19,6
TOTAL	454	100,0	100,0
N.R.	0		



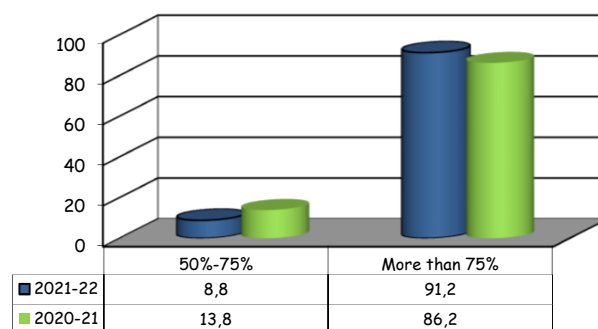
#### Nationality

	a.v.	%	
		2021-22	2020-21
Italian	301	66,3	79,8
Non-Italian	153	33,7	20,2
TOTAL	454	100,0	100,0



#### Percentage of lessons attended (as declared by the student)

	a.v.	%	
		2021-22	2020-21
50%-75%	40	8,8	13,8
More than 75%	414	91,2	86,2
TOTAL	454	100,0	100,0



(\*): This section summarizes the statistical results of evaluations given by students who declared (in the classroom or remote survey) an attendance of more than 50% of the course lessons.

## Teaching evaluation 2021-2022 a.y. - Attending Students

### Graduate School

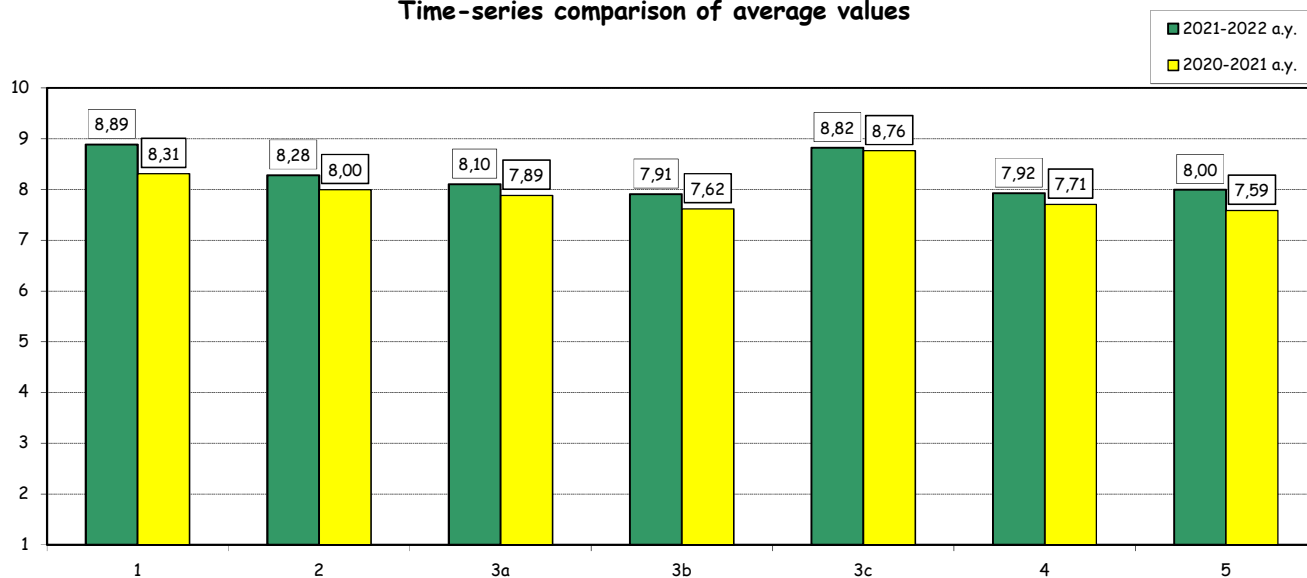
Degree programme: GIO

N° of questionnaires processed: 454

### SECTION A - ORGANISATION OF THE COURSE

Item		Strongly disagree		Disagree		Agree		Strongly agree		Total		N.R.	Median values
		1-2		3-4-5		6-7-8		9-10		a.v.	%		
		a.v.	%	a.v.	%	a.v.	%	a.v.	%				
1	The schedule of lectures, practice and any other teaching activities has been respected.	0	0,0	6	1,3	135	29,8	312	68,9	453	100,0	1	9,0
2	Your prior academic knowledge was sufficient for understanding the topics covered in the course and included in the examination program.	2	0,4	30	6,6	179	39,4	243	53,5	454	100,0	0	9,0
3a	The course material and recommended reading list are clear.	6	1,3	29	6,4	208	46,0	209	46,2	452	100,0	2	8,0
3b	The course material and recommended reading list are adequate (useful/complete) for the study of the course subject.	9	2,0	30	6,6	227	50,2	186	41,2	452	100,0	2	8,0
3c	Having access to the recorded lessons was useful for learning the course topics.	7	1,6	12	2,7	115	26,3	304	69,4	438	100,0	16	9,0
4	The exam rules and procedures have been explained clearly.	6	1,3	39	8,6	202	44,8	204	45,2	451	100,0	3	8,0
5	The workload required for this course is appropriate compared to the number of credits allocated to it.	7	1,5	34	7,5	220	48,6	192	42,4	453	100,0	1	8,0

**Time-series comparison of average values**



## Teaching evaluation 2021-2022 a.y. - Attending Students

### Graduate School

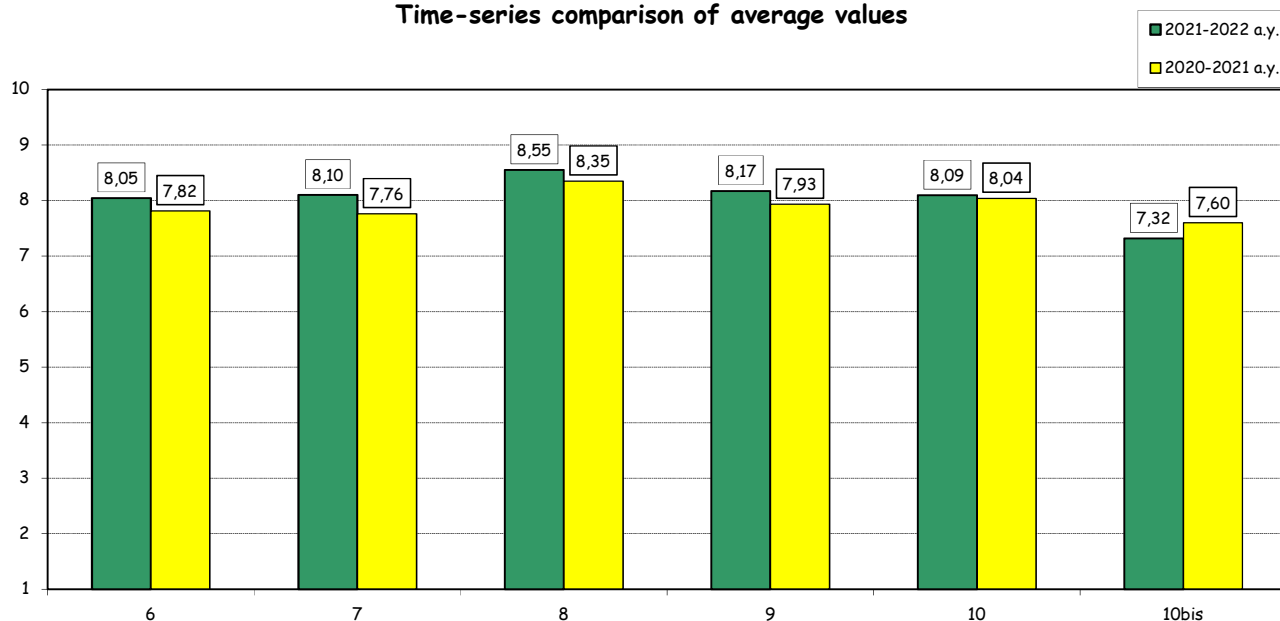
Degree programme: GIO

N° of questionnaires processed: 454

## SECTION B - TEACHING AND STUDY ACTIVITIES

Item		Strongly disagree		Disagree		Agree		Strongly agree		Total		N.A.	Median Values
		1-2		3-4-5		6-7-8		9-10					
		a.v.	%	a.v.	%	a.v.	%	a.v.	%	a.v.	%		
6	The instructor stimulates interest in the course subject.	24	2,5	69	7,2	409	42,4	463	48,0	965	100,0	0	8,0
7	The instructor explains the topics in a clear manner.	21	2,2	64	6,6	398	41,3	480	49,8	963	100,0	1	8,0
8	The instructor is available for clarifications and explanations (even remotely)	13	1,4	33	3,5	326	34,5	574	60,7	946	100,0	9	9,0
9	Teaching activities are well organized.	16	1,7	45	4,7	426	44,5	471	49,2	958	100,0	5	8,0
10	The instructor encouraged participation during the lessons in the classroom or remotely (in the manner permitted by the electronic platform used).	18	1,9	64	6,7	409	42,8	465	48,6	956	100,0	6	8,0
10bis	Remote interaction during the lessons is effective.	11	2,9	38	10,2	227	60,9	97	26,0	373	100,0	81	7,0

**Time-series comparison of average values**



(°): The first five items of this section are repeated several times in case of separate evaluation of each faculty member who taught in the courses. For this reason the total amount of answers may vary significantly from that recorded for the rest of the items.

## Teaching evaluation 2021-2022 a.y. - Attending Students

### Graduate School

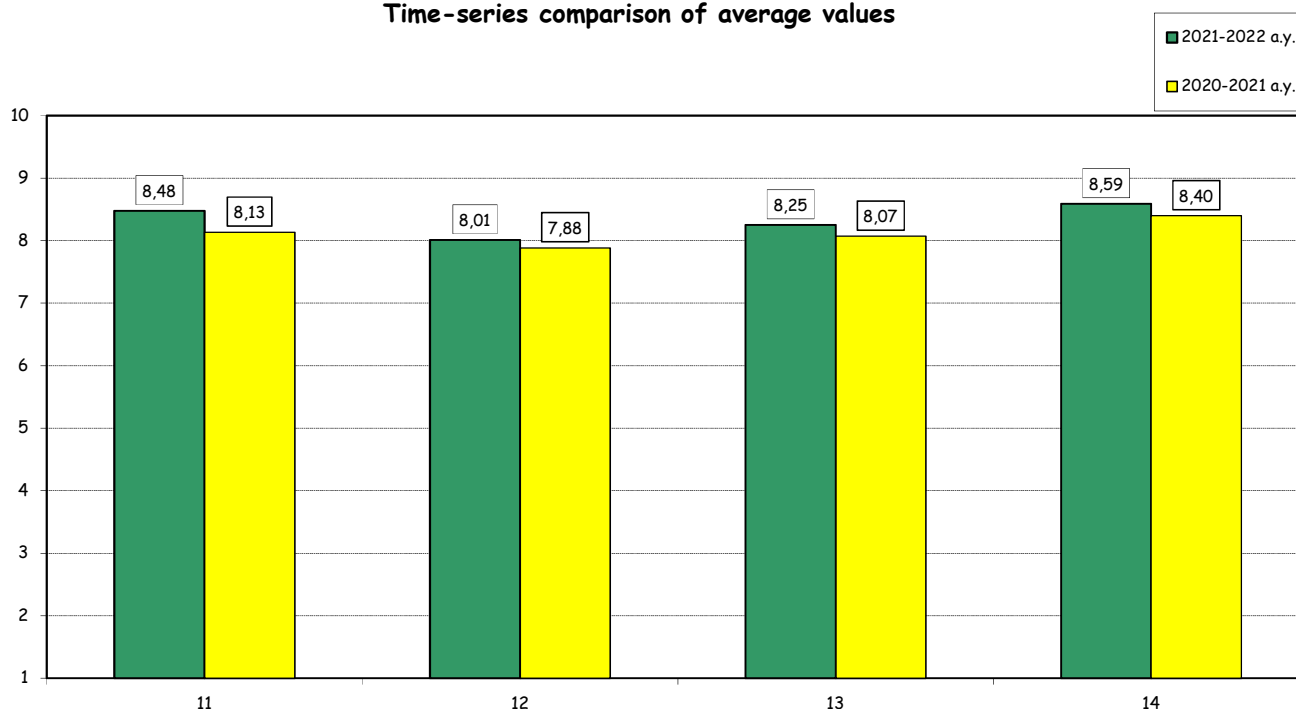
Degree programme: GIO

N° of questionnaires processed: 454

### SECTION B - TEACHING AND STUDY ACTIVITIES

Item	Answers	Strongly disagree		Disagree		Agree		Strongly agree		Total		N.A.	N.R.	Median values
		1-2		3-4-5		6-7-8		9-10						
		a.v.	%	a.v.	%	a.v.	%	a.v.	%	a.v.	%			
11	The course has been carried out in accordance with the syllabus published on the website (taking into account any changes due to the return to distance learning).	5	1,1	9	2,0	185	42,0	242	54,9	441	100,0		13	9,0
12	The supplementary activities (practice, workshops, group work, etc.), if present, have been helpful in learning the course topics.	8	2,4	22	6,5	157	46,2	153	45,0	340	100,0		261	8,0
13	The support provided by teaching assistants (if present) has been helpful in learning the course topics.	5	3,8	9	6,9	40	30,5	77	58,8	131	100,0	62	261	9,0
14	Teaching assistants (if present) are competent and helpful	3	2,2	6	4,5	35	26,1	90	67,2	134	100,0	58	262	9,0

**Time-series comparison of average values**



(°): Items submitted only for courses where the Teaching Assistants had clear visibility to students.

## Teaching evaluation 2021-2022 a.y. - Attending Students

### Graduate School

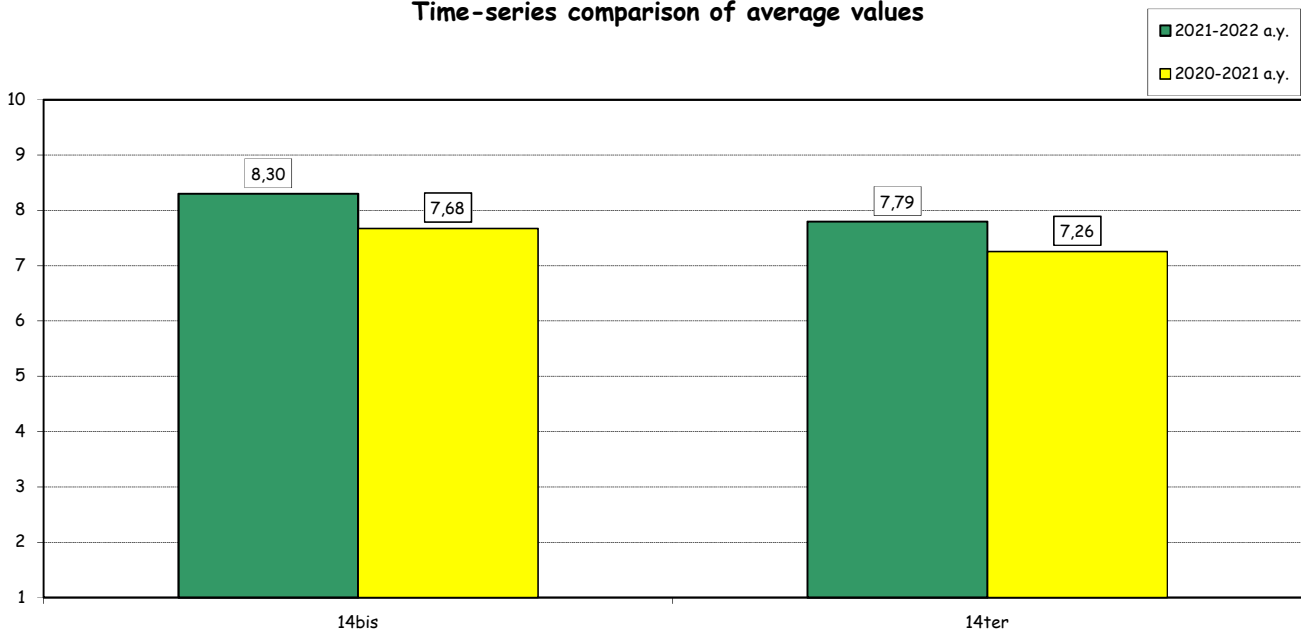
Degree programme: GIO

N° of questionnaires processed: 454

### SECTION C - TECHNICAL ASPECTS OF TEACHING

Item		Strongly disagree		Disagree		Agree		Strongly agree		Total		N.A.	Median Values
		1-2		3-4-5		6-7-8		9-10		a.v.	%		
		a.v.	%	a.v.	%	a.v.	%	a.v.	%				
<b>14bis</b>	The electronic platform BlackBoard used to support teaching worked well during the semester.	1	0,2	19	4,2	202	45,1	226	50,4	448	100,0	6	8,0
<b>14ter</b>	The electronic platform BlackBoard makes remote interaction with the instructor easy and effective	5	1,1	28	6,3	254	57,3	156	35,2	443	100,0	11	8,0

**Time-series comparison of average values**



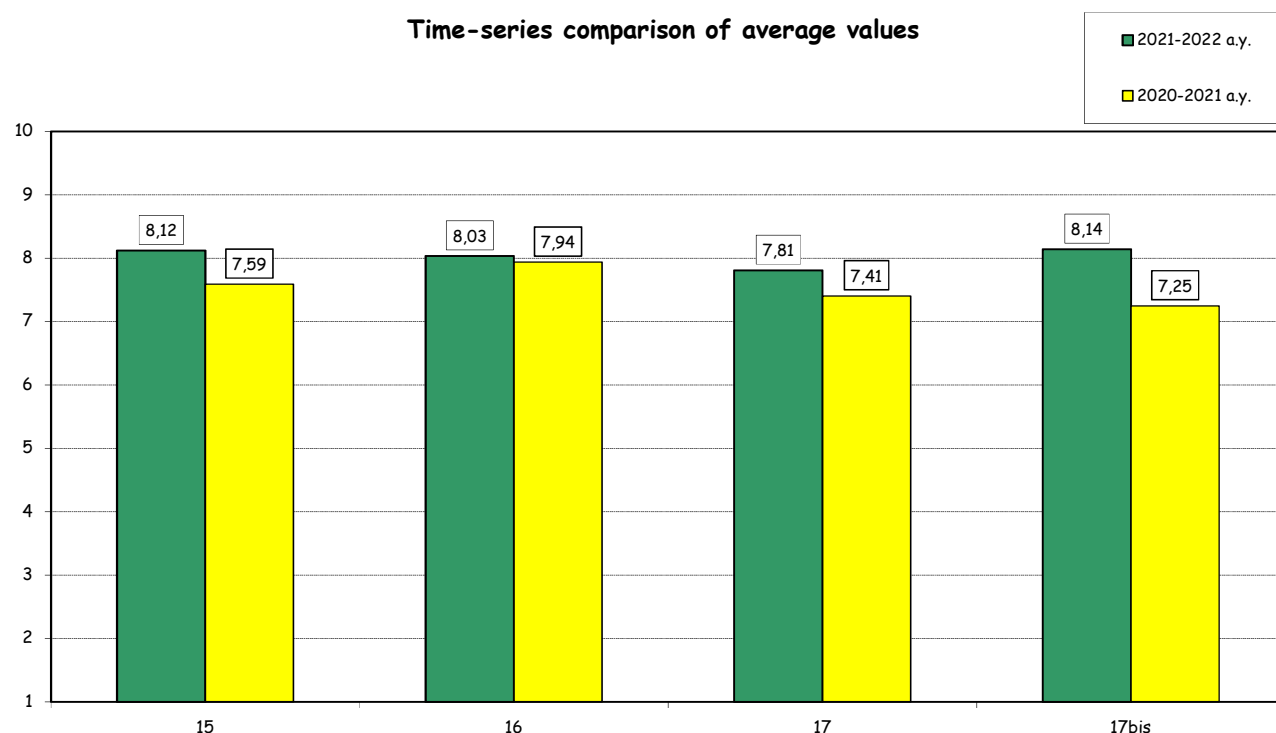
**Teaching evaluation 2021-2022 a.y.- Attending Students**  
**Graduate School**

Degree programme: GIO  
 N° of questionnaires processed: 454

**SECTION D - OVERALL ASSESSMENT**

Item		Strongly disagree		Disagree		Agree		Strongly agree		Total		N.A.	Median Values
		1-2		3-4-5		6-7-8		9-10		Total			
		a.v.	%	a.v.	%	a.v.	%	a.v.	%	a.v.	%		
15	The overall quality of teaching is satisfactory.	3	0,7	22	4,9	233	51,7	193	42,8	451	100,0	3	8,0
16	I am interested in the course topics.	7	1,6	33	7,3	195	43,4	214	47,7	449	100,0	5	8,0
17	Overall I am satisfied with the way the course has been carried out.	8	1,8	36	8,0	229	50,9	177	39,3	450	100,0	4	8,0
17bis	The use of online and/or blended teaching methods has been effective in learning the course topics.	4	1,0	20	5,1	177	45,2	191	48,7	392	100,0	62	8,0

**Time-series comparison of average values**



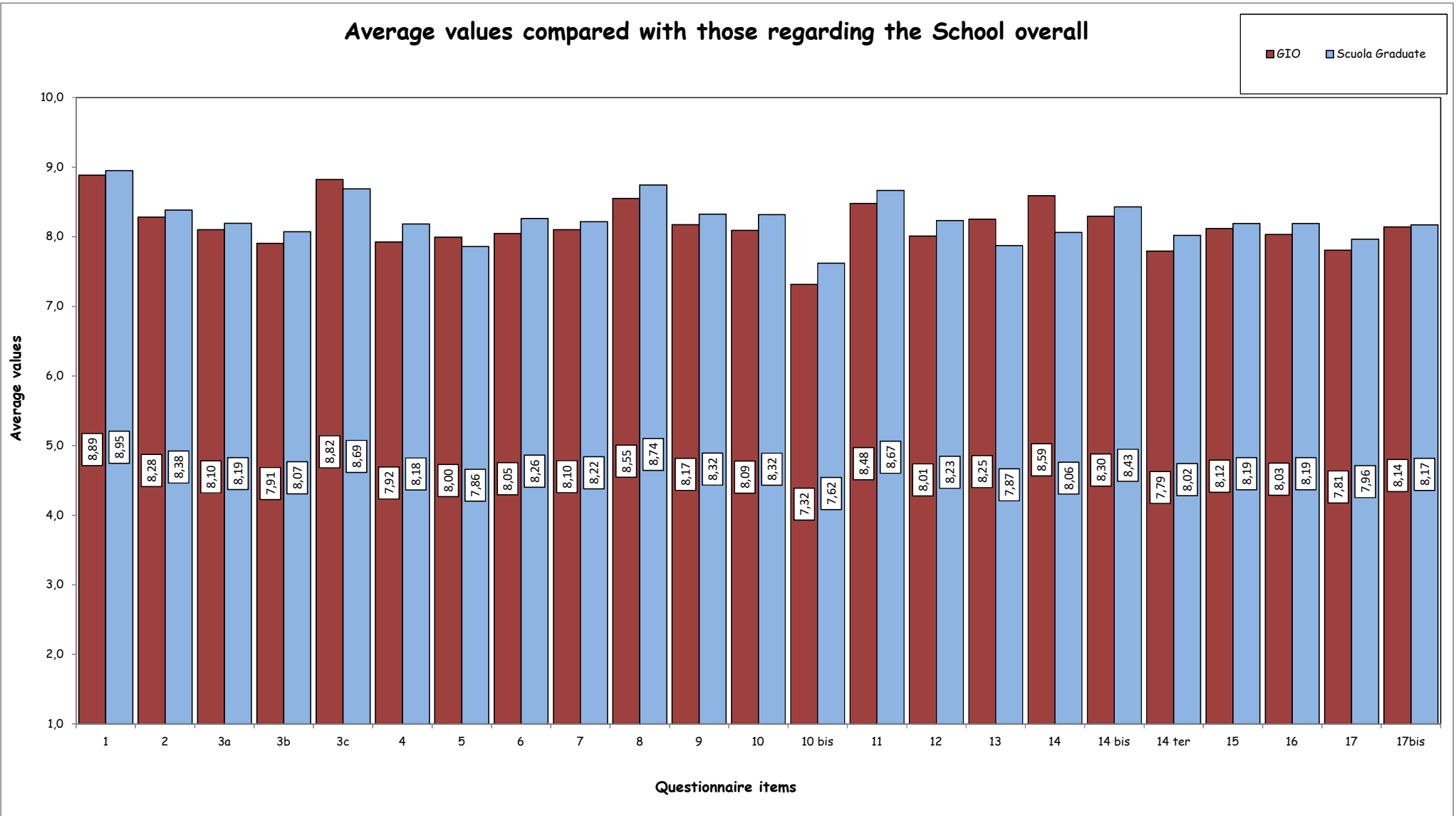
# Teaching evaluation 2021-2022 a.y. - Attending Students

Graduate School

Degree programme: GIO

N° of questionnaires processed: 454

## Average values compared with those regarding the School overall





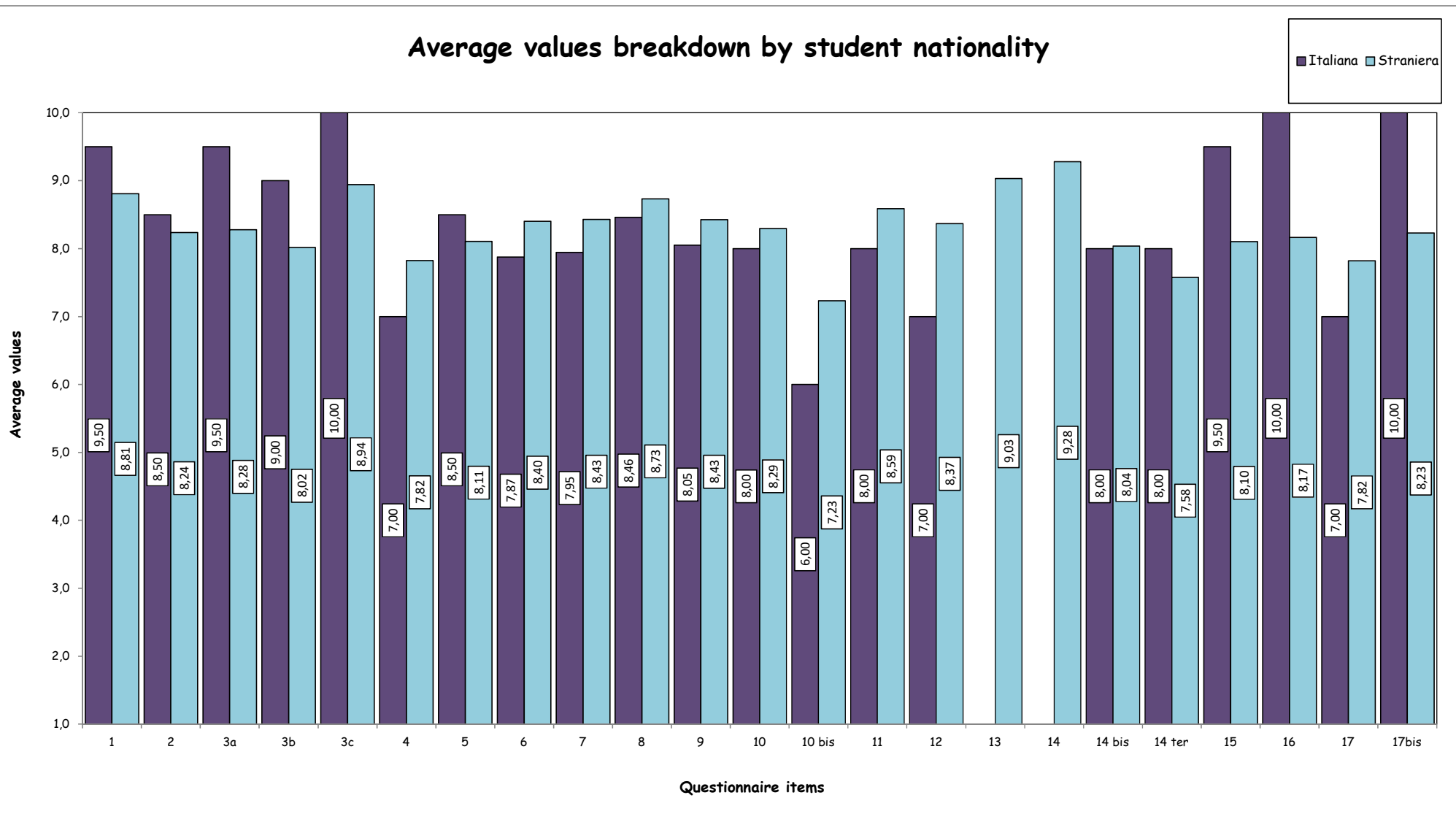
Teaching evaluation 2021-2022 a.y.- Attending Students

Graduate School

Degree programme: GIO

N° of questionnaires processed: 454

Average values breakdown by student nationality



Teaching evaluation a.y. 2021-2022 - Non Attending Students

Graduate School

Degree programme: GIO

N° of questionnaires processed: 111

2. EVALUATION OF NOT ATTENDING STUDENTS\*

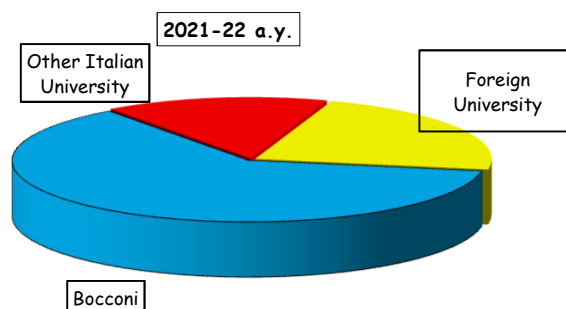
STUDENT INFORMATION

Year of study

	Questionnaires processed		Questionnaires processed/students enrolled	
	a.v.	%	2021-22	2020-21
1°	99	89,2	10,6	3,4
2°	12	10,8	6,9	10,7
TOTAL	111	100,0	10,0	5,0

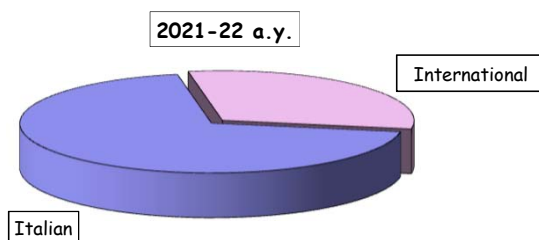
University of the undergraduate program

	a.v.	%	
		2021-22	2020-21
Bocconi	69	62,2	89,2
Other Italian University	17	15,3	10,8
Foreign University	25	22,5	0,0
TOTAL	111	100,0	100,0
N.R.	0		



Secondary School Background

	a.v.	%	
		2021-22	2020-21
Italian	77	69,4	97,3
International	34	30,6	2,7
TOTAL	111	100,0	100,0



(\*): This section summarizes the statistical results of evaluations given by students who declared (in the classroom or remote survey) an attendance of less than 50% of the course lessons.

## Teaching evaluation a.y. 2021-2022 - Non Attending Students

Graduate School

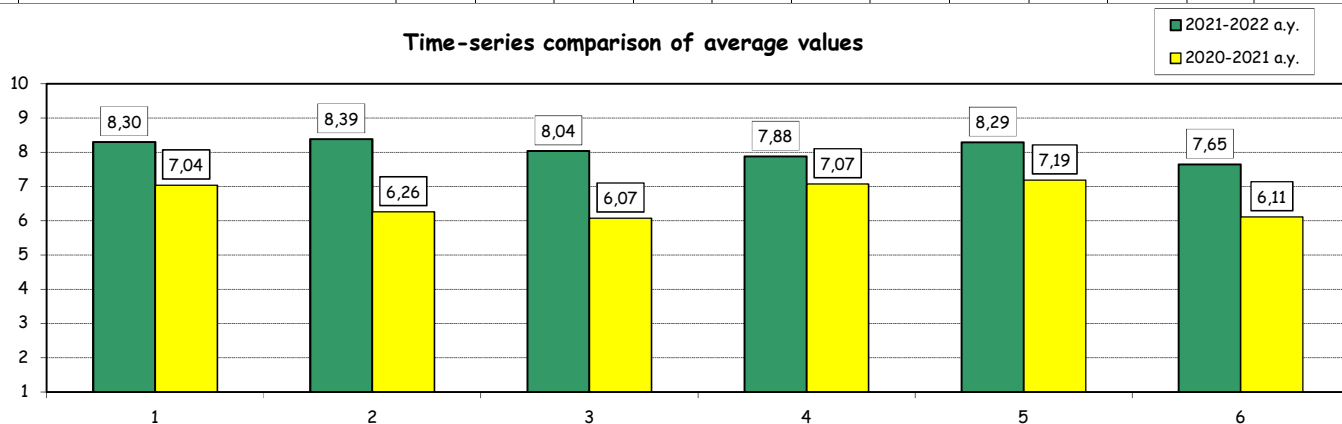
Degree programme: GIO

N° of questionnaires processed: 111

### EVALUATIONS

Item	Answers	Strongly disagree		Disagree		Agree		Strongly agree		Total		N.A.	Median Values
		1-2		3-4-5		6-7-8		9-10					
		a.v.	%	a.v.	%	a.v.	%	a.v.	%	a.v.	%		
1	Your prior academic knowledge was sufficient for understanding the topics covered in the course and included in the examination program.	1	1,2	2	2,4	40	48,2	40	48,2	83	100,0	28	8,0
2	The workload required for this course is appropriate compared to the number of credits allocated to it.	1	1,2	5	6,0	29	34,9	48	57,8	83	100,0	28	9,0
3	The course material and recommended reading list are adequate (useful/complete) for the study of the course subject.	1	1,2	5	6,0	42	50,6	35	42,2	83	100,0	28	8,0
4	The exam rules and procedures have been explained clearly.	3	3,6	6	7,2	37	44,6	37	44,6	83	100,0	28	8,0
5	The instructor is available for clarifications and explanations (even remotely)	1	1,2	5	6,0	32	38,6	45	54,2	83	100,0	28	9,0
6	I am interested in the course topics.	5	6,1	5	6,1	41	50,0	31	37,8	82	100,0	29	8,0

**Time-series comparison of average values**



**Average values compared with those regarding students who declared an attendance of more than 50% of the lessons**

