

TEACHING EVALUATION

**MASTER OF SCIENCE IN
ECONOMICS AND MANAGEMENT OF
GOVERNMENT AND INTERNATIONAL
ORGANIZATIONS
2020-21 a.y.**



Teaching evaluation 2020-2021 a.y.- Attending Students

Graduate School

Degree programme: GIO

N° of questionnaires processed: 491

1. EVALUATION OF ATTENDING STUDENTS*

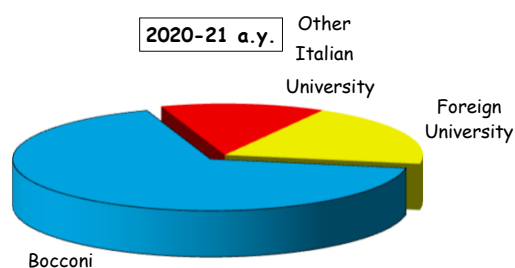
STUDENT INFORMATION

Year of study

	Questionnaires processed		Questionnaires processed/students	
	a.v.	%	2020-21	2019-20
1°	348	70,9	61,4	75,5
2°	143	29,1	84,6	16,3
TOTAL	491	100,0	66,7	57,7

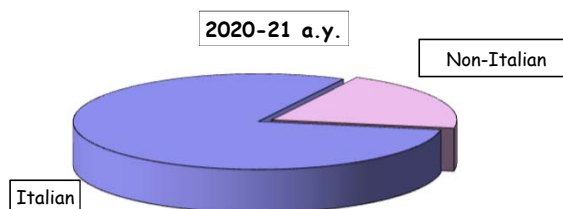
University of the undergraduate program

	a.v.	%	
		2019-20	2018-19
Bocconi	329	67,0	67,2
Other Italian University	66	13,4	8,7
Foreign University	96	19,6	24,1
TOTAL	491	100,0	100,0
N.R.	0		



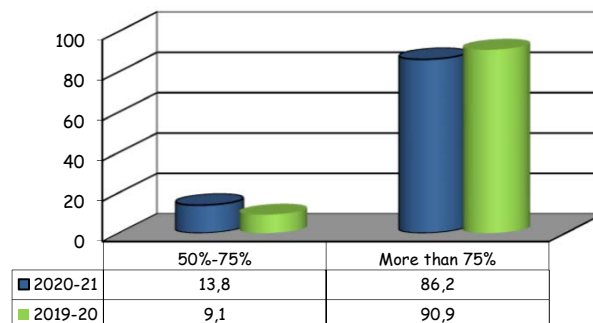
Nationality

	a.v.	%	
		2020-21	2019-20
Italian	392	79,8	77,6
Non-Italian	99	20,2	22,4
TOTAL	491	100,0	100,0



Percentage of lessons attended (as declared by the student)

	a.v.	%	
		2020-21	2019-20
50%-75%	68	13,8	9,1
More than 75%	423	86,2	90,9
TOTAL	491	100,0	100,0



(*): This section summarizes the statistical results of evaluations given by students who declared (in the classroom or remote survey) an attendance of more than 50% of the course lessons.

Teaching evaluation 2020-2021 a.y. - Attending Students

Graduate School

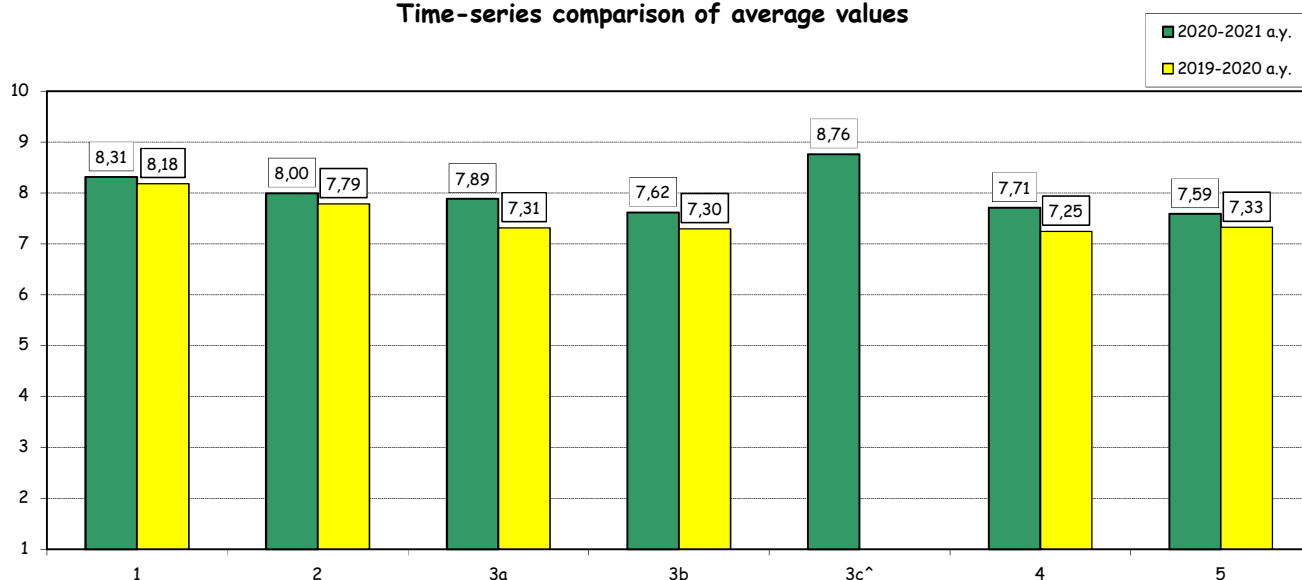
Degree programme: GIO

N° of questionnaires processed: 491

SECTION A - ORGANISATION OF THE COURSE

Item		Strongly disagree		Disagree		Agree		Strongly agree		Total		N.R.	Median values
		1-2		3-4-5		6-7-8		9-10		a.v.	%		
		a.v.	%	a.v.	%	a.v.	%	a.v.	%				
1	The schedule of lectures, practice and any other teaching activities has been respected.	7	1,4	21	4,3	197	40,2	265	54,1	490	100,0	1	9,0
2	Your prior academic knowledge was sufficient for understanding the topics covered in the course and included in the examination program.	8	1,6	43	8,8	206	42,0	233	47,6	490	100,0	1	8,0
3a	The course material and recommended reading list are clear.	18	3,7	28	5,7	226	46,1	218	44,5	490	100,0	1	8,0
3b	The course material and recommended reading list are adequate (useful/complete) for the study of the course subject.	18	3,7	45	9,2	240	49,1	186	38,0	489	100,0	2	8,0
3c [^]	Having access to the recorded lessons was useful for learning the course topics.	3	0,6	13	2,7	148	30,3	324	66,4	488	100,0	3	9,0
4	The exam rules and procedures have been explained clearly.	21	4,3	46	9,4	208	42,6	213	43,6	488	100,0	3	8,0
5	The workload required for this course is appropriate compared to the number of credits allocated to it.	27	5,5	33	6,7	240	49,1	189	38,7	489	100,0	2	8,0

Time-series comparison of average values



([^]): item added for the first time in the academic year 2020-21.

Teaching evaluation 2020-2021 a.y. - Attending Students

Graduate School

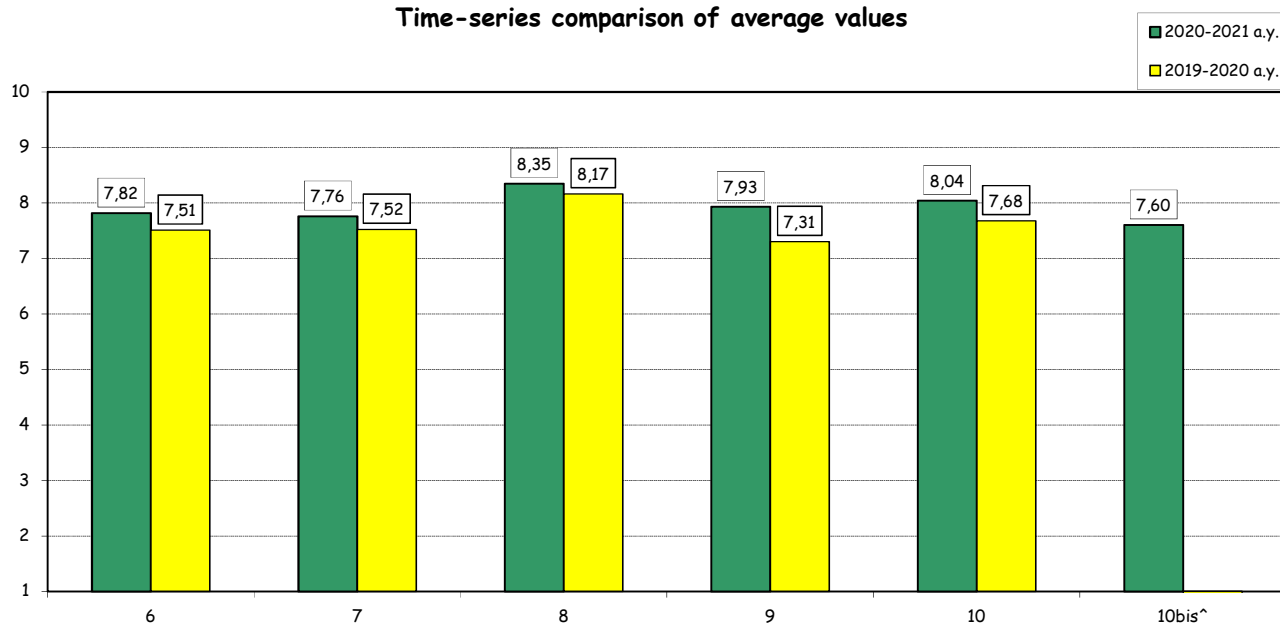
Degree programme: GIO

N° of questionnaires processed: 1052

SECTION B - TEACHING AND STUDY ACTIVITIES

Item		Strongly disagree		Disagree		Agree		Strongly agree		Total		N.A.	Median Values
		1-2		3-4-5		6-7-8		9-10		a.v.	%		
		a.v.	%	a.v.	%	a.v.	%	a.v.	%				
6	The instructor stimulates interest in the course subject.	33	3,2	85	8,1	483	46,2	445	42,5	1046	100,0	6	8,0
7	The instructor explains the topics in a clear manner.	32	3,1	92	8,8	484	46,4	434	41,7	1042	100,0	10	8,0
8	The instructor is available for clarifications and explanations (even remotely)	16	1,5	43	4,2	408	39,5	567	54,8	1034	100,0	13	9,0
9	Teaching activities are well organized.	27	2,6	72	7,0	484	46,8	452	43,7	1035	100,0	14	8,0
10	The instructor encouraged participation during the lessons in the classroom or remotely (in the manner permitted by the electronic platform used).	24	2,3	69	6,6	448	43,0	500	48,0	1041	100,0	10	8,0
10bis [^]	Remote interaction during the lessons is effective.	13	2,7	51	10,7	238	50,1	173	36,4	475	100,0	16	8,0

Time-series comparison of average values



(°): The first five items of this section are repeated several times in case of separate evaluation of each faculty member who taught in the courses. For this reason the total amount of answers may vary significantly from that recorded for the rest of the items.

(^): item added for the first time in the academic year 2020-21.

Teaching evaluation 2020-2021 a.y. - Attending Students

Graduate School

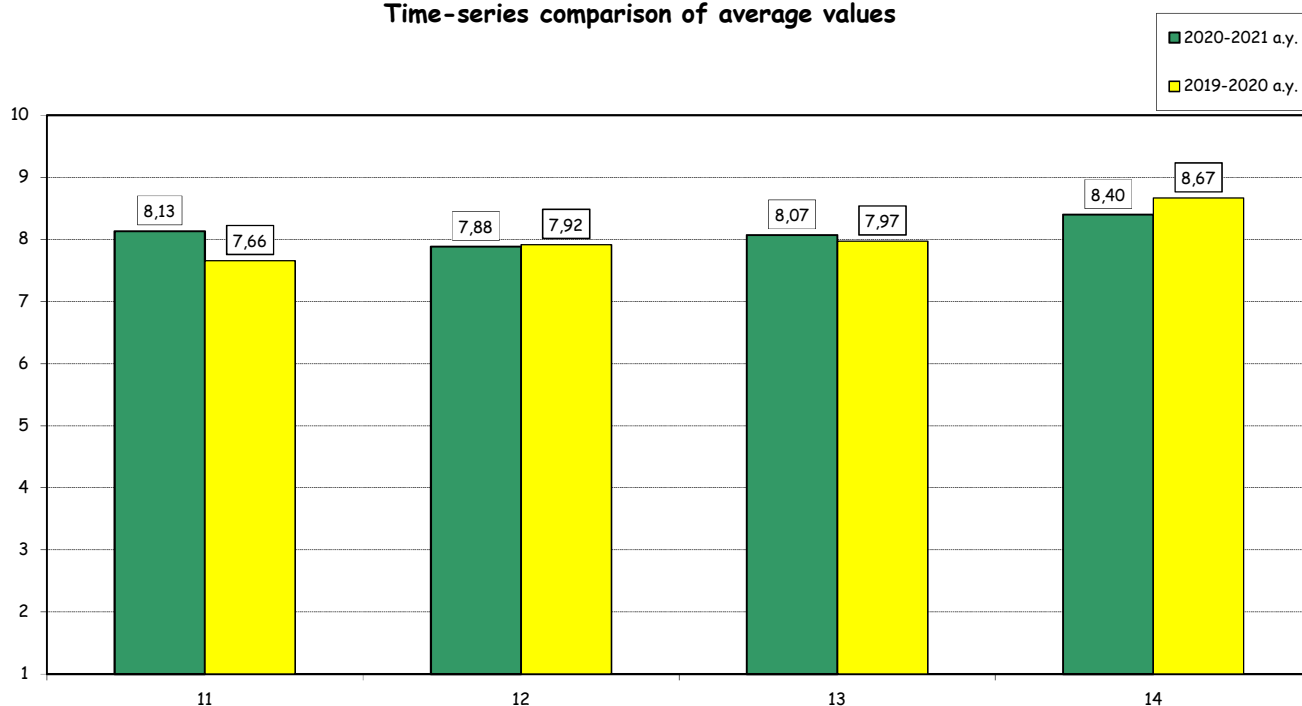
Degree programme: GIO

N° of questionnaires processed: 491

SECTION B - TEACHING AND STUDY ACTIVITIES

Item	Answers	Strongly disagree		Disagree		Agree		Strongly agree		Total		N.A.	N.R.	Median values
		1-2		3-4-5		6-7-8		9-10						
		a.v.	%	a.v.	%	a.v.	%	a.v.	%	a.v.	%			
11	The course has been carried out in accordance with the syllabus published on the website (taking into account any changes due to the return to distance learning).	9	1,9	21	4,4	220	46,1	227	47,6	477	100,0		14	8,0
12	The supplementary activities (practice, workshops, group work, etc.), if present, have been helpful in learning the course topics.	7	2,1	23	6,8	166	49,1	142	42,0	338	100,0		153	8,0
13	The support provided by teaching assistants (if present) has been helpful in learning the course topics.	6	2,6	19	8,4	82	36,1	120	52,9	227	100,0	25	239	9,0
14	Teaching assistants (if present) are competent and helpful	5	2,2	12	5,3	74	32,7	135	59,7	226	100,0	26	239	9,0

Time-series comparison of average values



(°): Items submitted only for courses where the Teaching Assistants had clear visibility to students.

Teaching evaluation 2020-2021 a.y. - Attending Students
Graduate School

Degree programme: GIO

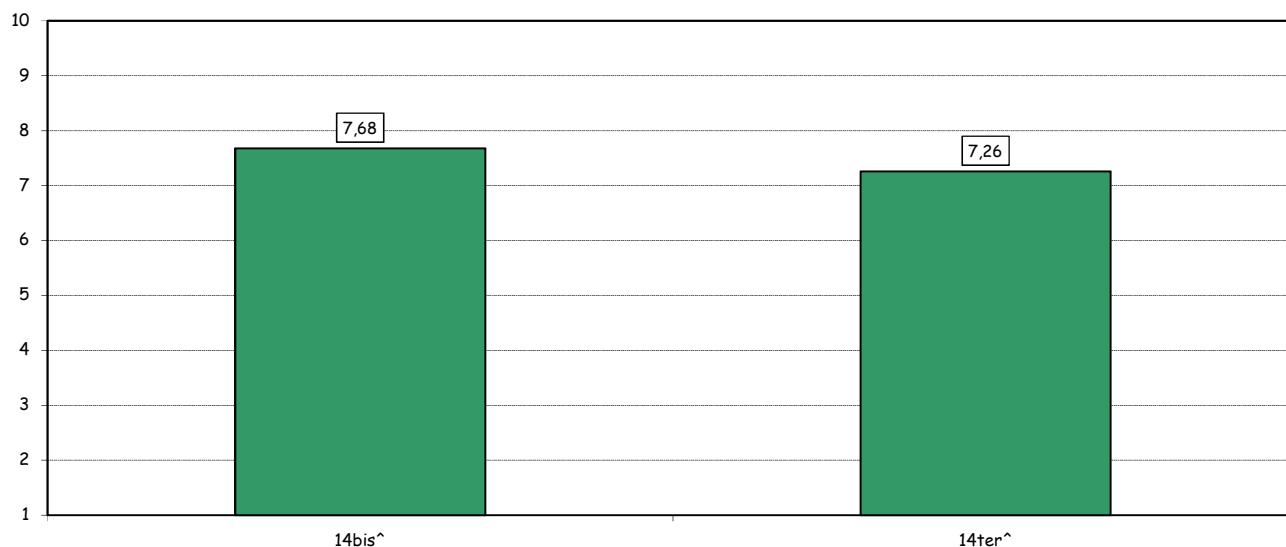
N° of questionnaires processed: 491

SECTION C - TECHNICAL ASPECTS OF TEACHING

Item		Strongly disagree		Disagree		Agree		Strongly agree		Total		N.A.	Median Values
		1-2		3-4-5		6-7-8		9-10		a.v.	%		
		a.v.	%	a.v.	%	a.v.	%	a.v.	%				
14bis[^]	The electronic platform BlackBoard used to support teaching worked well during the semester.	10	2,1	44	9,2	244	51,2	179	37,5	477	100,0	14	8,0
14ter[^]	The electronic platform BlackBoard makes remote interaction with the instructor easy and effective	17	3,6	60	12,8	256	54,5	137	29,1	470	100,0	21	7,0

Comparison of average values

■ 2020-2021 a.y.



([^]): item added for the first time in the academic year 2020-21.

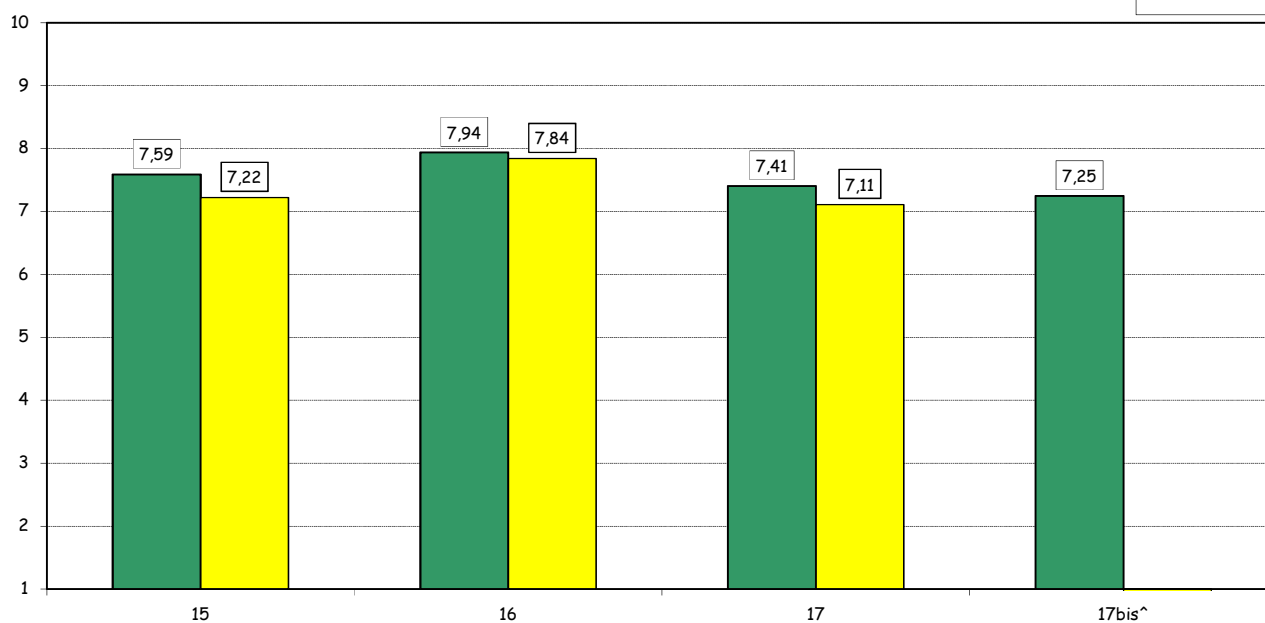

**Teaching evaluation 2020-2021 a.y. - Attending Students
Graduate School**

Degree programme: GIO
N° of questionnaires processed: 491

SECTION D - OVERALL ASSESSMENT

Item		Strongly disagree		Disagree		Agree		Strongly agree		Total		N.A.	Median Values
		1-2		3-4-5		6-7-8		9-10		a.v.	%		
		a.v.	%	a.v.	%	a.v.	%	a.v.	%				
15	The overall quality of teaching is satisfactory.	14	2,9	43	9,0	261	54,7	159	33,3	477	100,0	14	8,0
16	I am interested in the course topics.	7	1,5	44	9,2	223	46,8	202	42,4	476	100,0	15	8,0
17	Overall I am satisfied with the way the course has been carried out.	15	3,2	59	12,4	251	53,0	149	31,4	474	100,0	17	8,0
17bis ^A	The use of online and/or blended teaching methods has been effective in learning the course topics.	25	5,4	45	9,7	270	58,1	125	26,9	465	100,0	26	8,0

Time-series comparison of average values



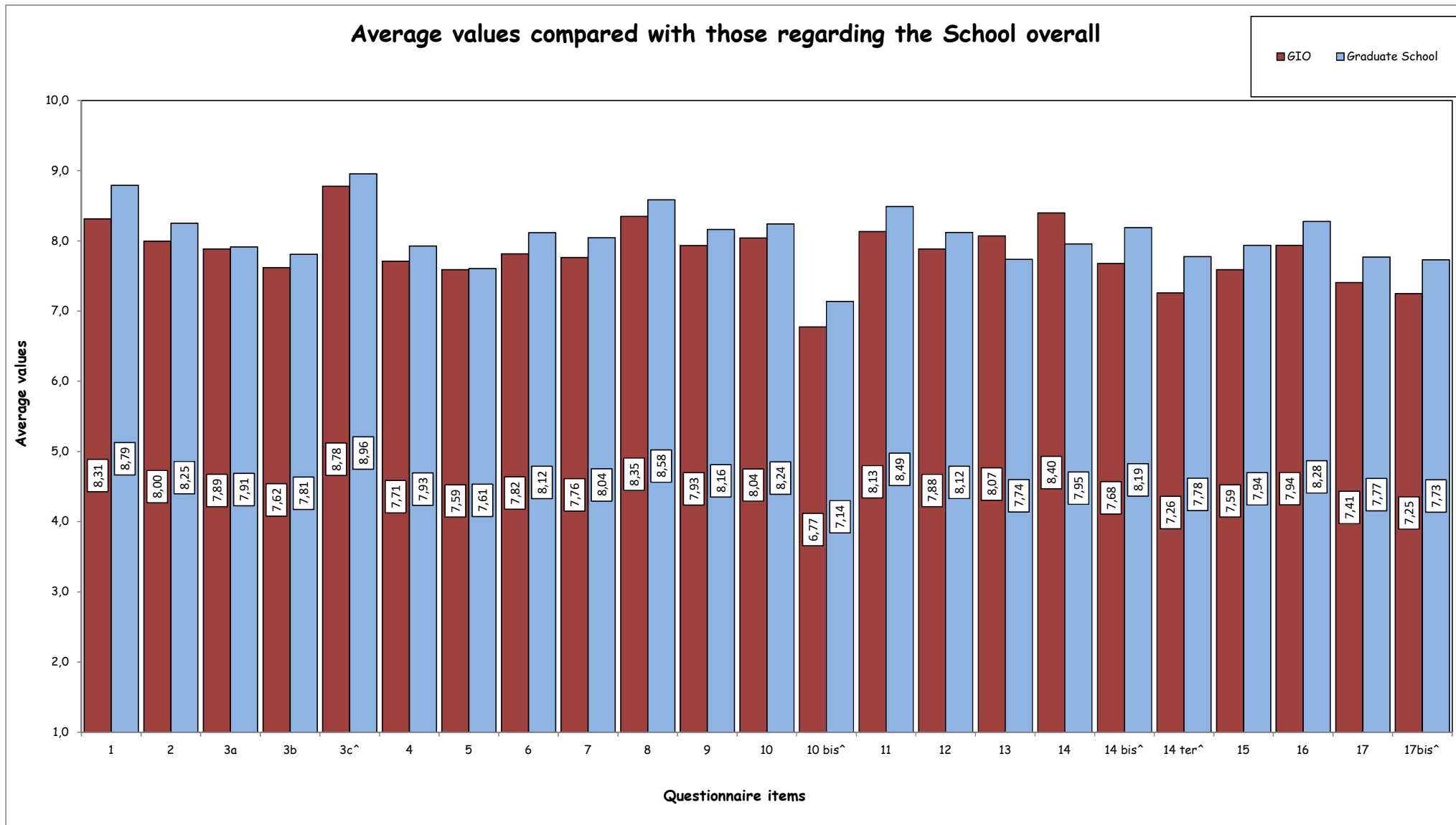
(^A): item added for the first time in the academic year 2020-21.

Teaching evaluation 2020-2021 a.y. - Attending Students

Graduate School

Degree programme: GIO

N° of questionnaires processed: 491



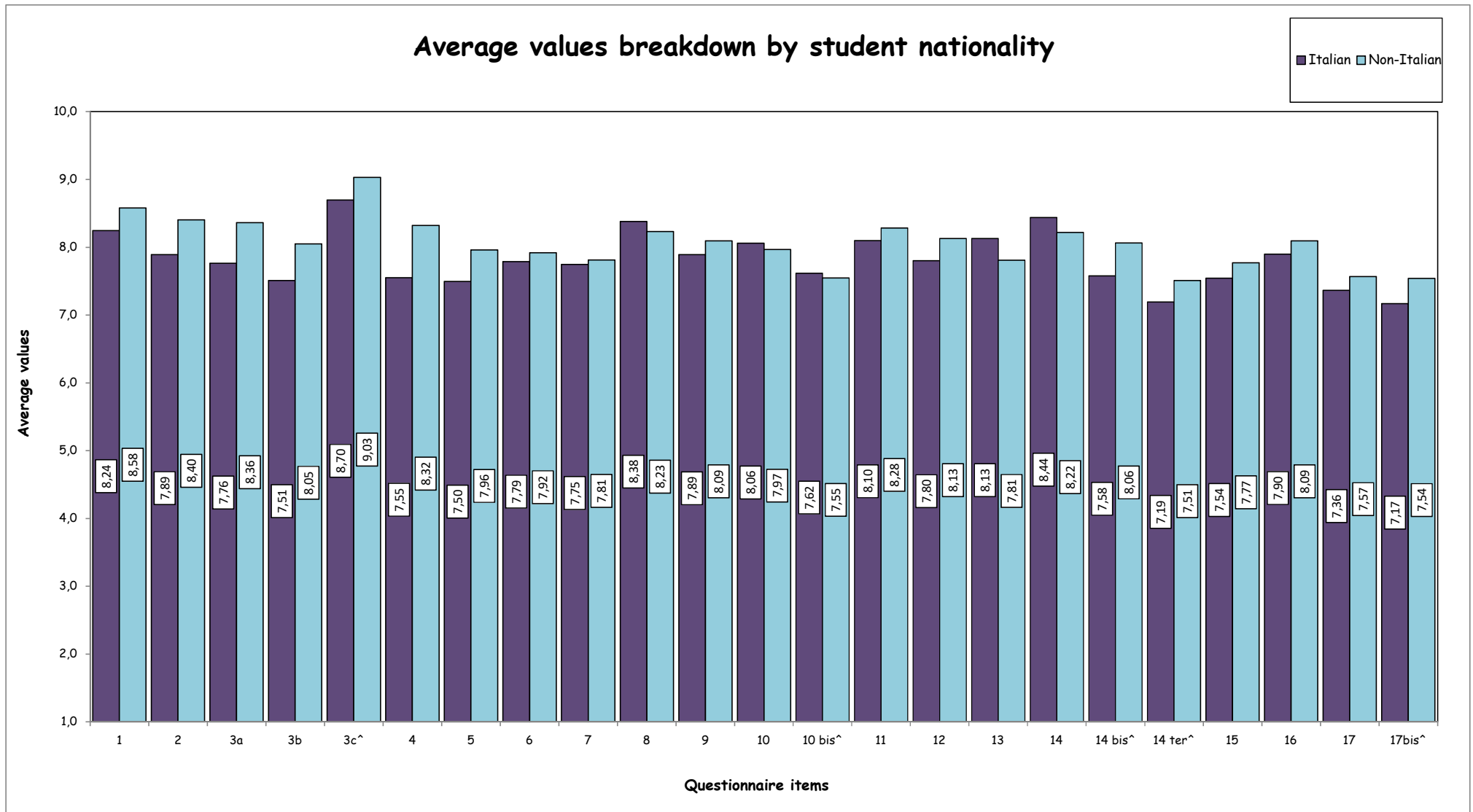
(^): item added for the first time in the academic year 2020-21.

Teaching evaluation 2020-2021 a.y.- Attending Students

Graduate School

Degree programme: GIO

N° of questionnaires processed: 491



(^): item added for the first time in the academic year 2020-21.

Teaching evaluation a.y. 2020-2021 - Non Attending Students

Graduate School

Degree programme: GIO

N° of questionnaires processed: 37

2. EVALUATION OF NOT ATTENDING STUDENTS*

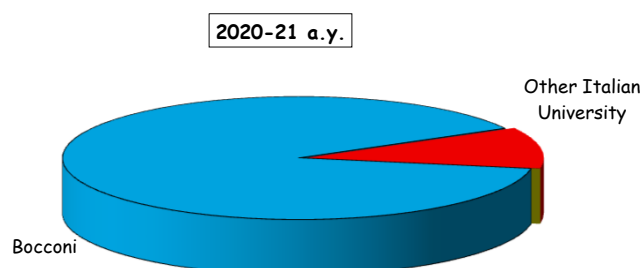
STUDENT INFORMATION

Year of study

	Questionnaires processed		Questionnaires processed/students enrolled	
	a.v.	%	2020-21	2019-20
1°	19	51,4	3,4	11,1
2°	18	48,6	10,7	7,9
TOTAL	37	100,0	5,0	10,2

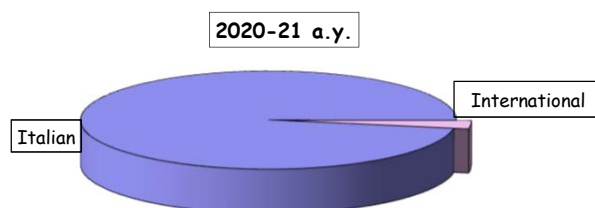
University of the undergraduate program

	a.v.	%	
		2019-20	2018-19
Bocconi	33	89,2	69,0
Other Italian University	4	10,8	16,0
Foreign University	0	0,0	15,0
TOTAL	37	100,0	100,0
N.R.	0		



Secondary School Background

	a.v.	%	
		2020-21	2019-20
Italian	36	97,3	81,2
International	1	2,7	18,8
TOTAL	37	100,0	100,0



(*): This section summarizes the statistical results of evaluations given by students who declared (in the classroom or remote survey) an attendance of less than 50% of the course lessons.

Teaching evaluation a.y. 2020-2021 - Non Attending Students

Graduate School

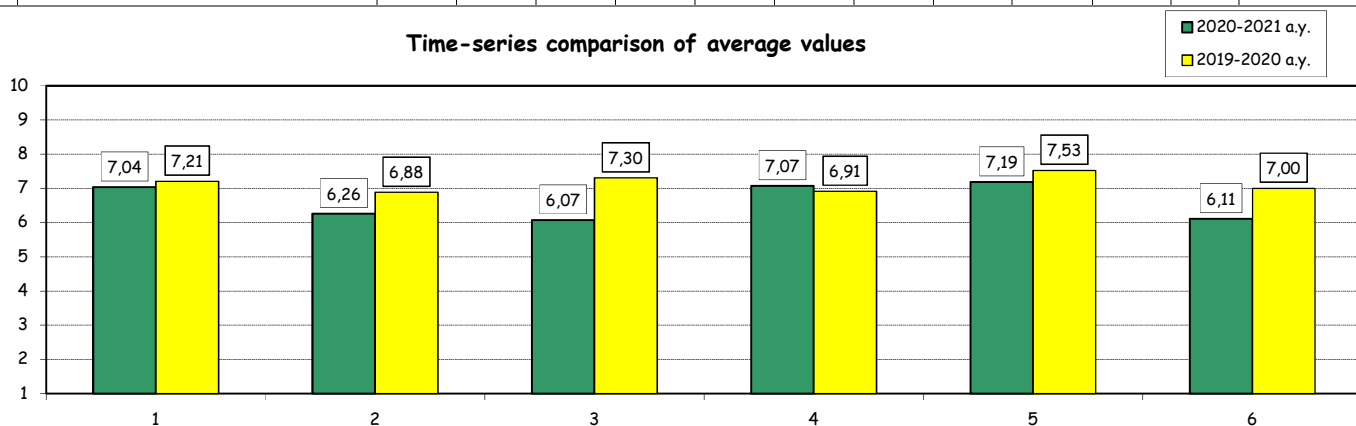
Degree programme: GIO

N° of questionnaires processed: 37

EVALUATIONS

Item		Strongly disagree		Disagree		Agree		Strongly agree		Total		N.A.	Median Values
		1-2		3-4-5		6-7-8		9-10					
		a.v.	%	a.v.	%	a.v.	%	a.v.	%	a.v.	%		
1	Your prior academic knowledge was sufficient for understanding the topics covered in the course and included in the examination program.	2	7,4	2	7,4	16	59,3	7	25,9	27	100,0	10	6,0
2	The workload required for this course is appropriate compared to the number of credits allocated to it.	3	11,1	6	22,2	14	51,9	4	14,8	27	100,0	10	5,0
3	The course material and recommended reading list are adequate (useful/complete) for the study of the course subject.	4	14,8	3	11,1	16	59,3	4	14,8	27	100,0	10	6,0
4	The exam rules and procedures have been explained clearly.	1	3,7	3	11,1	17	63,0	6	22,2	27	100,0	10	6,0
5	The instructor is available for clarifications and explanations (even remotely)	0	0,0	3	11,1	20	74,1	4	14,8	27	100,0	10	6,0
6	I am interested in the course topics.	2	7,4	8	29,6	14	51,9	3	11,1	27	100,0	10	5,0

Time-series comparison of average values



Average values compared with those regarding students who declared an attendance of more than 50% of the lessons

