

**VALUTAZIONE DELLA DIDATTICA**

**CORSO DI LAUREA IN  
BACHELOR OF SCIENCE IN  
INTERNATIONAL POLITICS AND  
GOVERNMENT**

## Teaching evaluation 2019-2020 a.y. - Attending Student

### Graduate School

Degree programme: GIO

N° of questionnaires processed: 482

## 1. EVALUATION OF ATTENDING STUDENTS\*

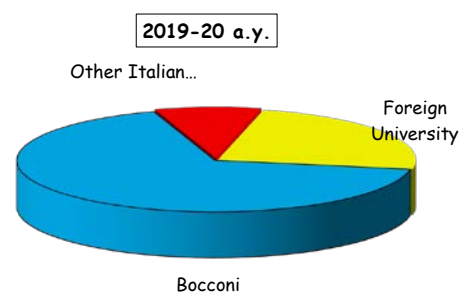
### STUDENT INFORMATION

#### Year of study

	Questionnaires processed		Questionnaires processed/students enrolled	
	a.v.	%	2019-20	2018-19
1°	441	91,5	75,5	62,8
2°	41	8,5	16,3	58,3
TOTAL	482	100,0	57,7	62,0
N.R.	0			

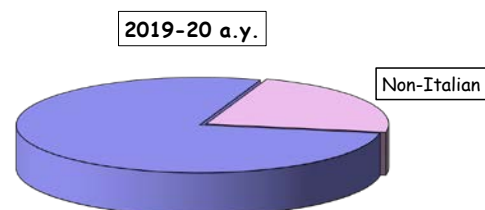
#### University of the undergraduate program

	a.v.	%	
		2019-20	2018-19
Bocconi	324	67,2	58,4
Other Italian University	42	8,7	10,0
Foreign University	116	24,1	31,6
TOTAL	482	100,0	100,0
N.R.	0		



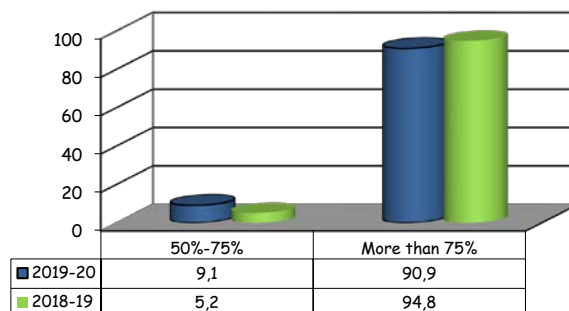
#### Nationality

	a.v.	%	
		2019-20	2018-19
Italian	374	77,6	60,6
Non-Italian	108	22,4	39,4
TOTAL	482	100,0	100,0
N.R.	0		



#### Percentage of lessons attended (as declared by the student)

	a.v.	%	
		2019-20	2018-19
50%-75%	44	9,1	5,2
More than 75%	438	90,9	94,8
TOTAL	482	100,0	100,0
N.R.	0		



(\*): This section summarizes the statistical results of evaluations given by students who declared (in the classroom or remote survey) an attendance of more than 50% of the course lessons.

## Teaching evaluation 2019-2020 a.y. - Attending Student

### Graduate School

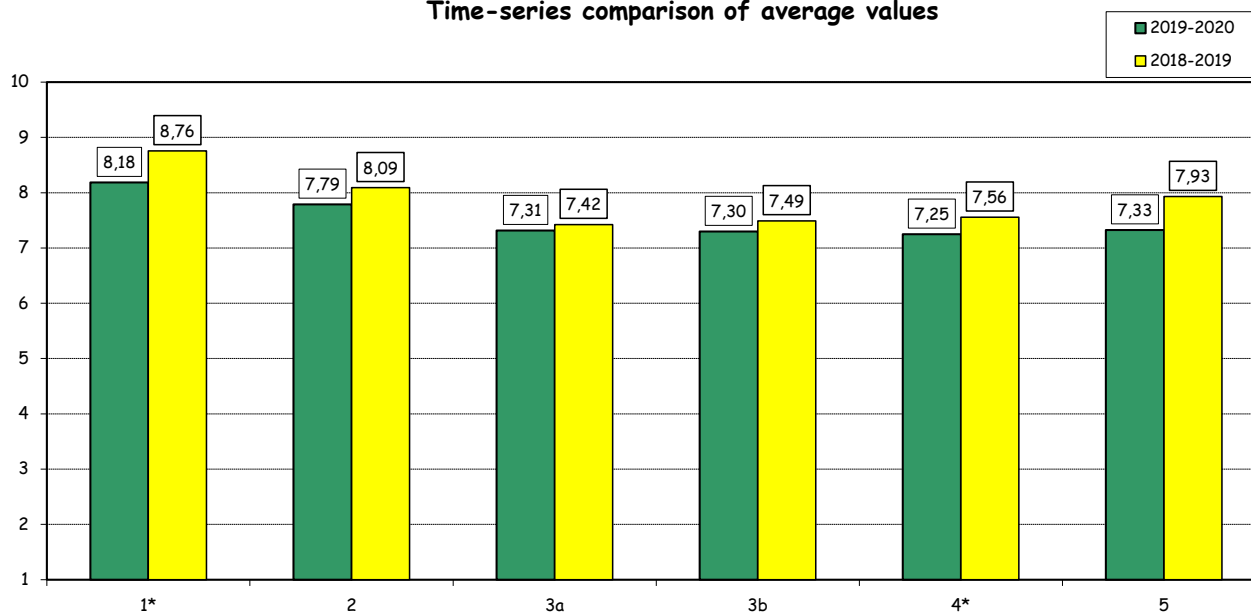
Degree programme: GIO

N° of questionnaires processed: 482

## SECTION A - ORGANISATION OF THE COURSE

Item		Strongly disagree		Disagree		Agree		Strongly agree		Total		N.R.	Median Values
		1-2		3-4-5		6-7-8		9-10		a.v.	%		
		a.v.	%	a.v.	%	a.v.	%	a.v.	%				
1*	The schedule of lectures, practice and any other teaching activities has been respected.	5	2,0	16	6,4	103	41,0	127	50,6	251	100,0	0	9,0
2	The prior academic knowledge was sufficient for understanding the topics covered in the course and included in the examination	10	2,1	44	9,1	230	47,8	197	41,0	481	100,0	1	8,0
3a	The course material and recommended reading list are clear.	17	3,5	62	12,9	239	49,8	162	33,8	480	100,0	2	8,0
3b	The course material and recommended reading list are adequate (useful/complete) for the study of the course subject.	16	3,4	65	13,6	250	52,4	146	30,6	477	100,0	5	8,0
4*	The exam rules and procedures have been explained clearly.	11	4,4	34	13,6	131	52,4	74	29,6	250	100,0	1	8,0
5	The workload required for this course is appropriate compared to the number of credits allocated to it.	22	4,6	65	13,5	242	50,4	151	31,5	480	100,0	2	8,0

**Time-series comparison of average values**



(\*): Items not submitted to students in the second semester survey.

## Teaching evaluation 2019-2020 a.y. - Attending Student

### Graduate School

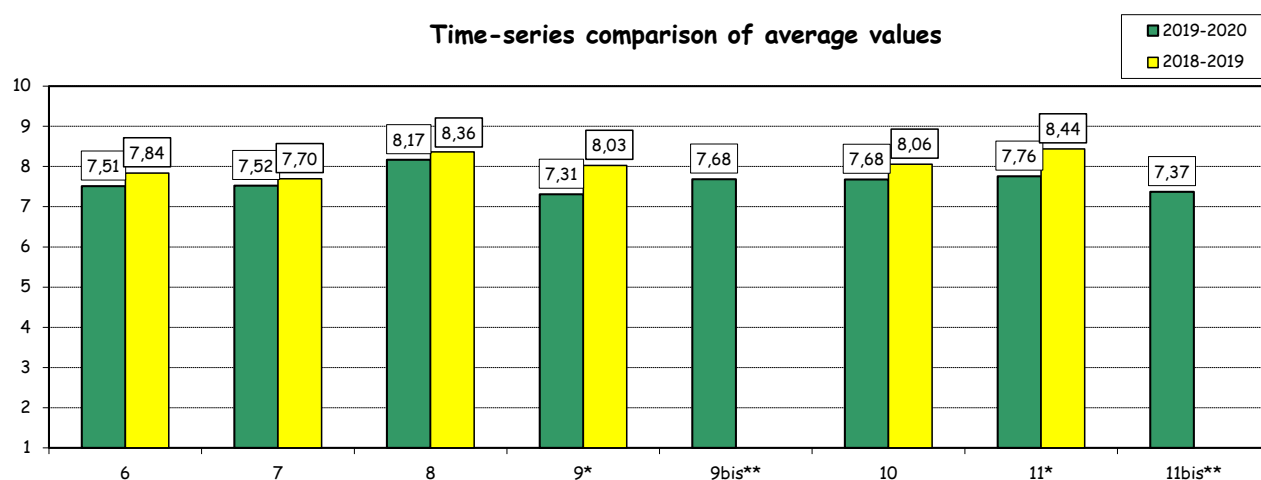
Degree programme: GIO

N° of questionnaires processed: 1071

## SECTION B - TEACHING AND STUDY ACTIVITIES °

Item		Strongly disagree		Disagree		Agree		Strongly agree		Total		N.R.	Median Values
		1-2		3-4-5		6-7-8		9-10					
		a.v.	%	a.v.	%	a.v.	%	a.v.	%	a.v.	%		
6	The instructor stimulates interest in the course subject.	48	4,5	117	11,0	503	47,1	400	37,5	1068	100,0	3	8,0
7	The instructor explains the topics in a clear manner.	39	3,7	111	10,5	530	49,9	382	36,0	1062	100,0	7	8,0
8	The instructor is available for clarifications and explanations.	13	1,2	53	5,0	499	47,3	491	46,5	1056	100,0	7	8,0
9*	The teaching activities are well organized.	21	4,4	62	13,0	249	52,3	144	30,3	476	100,0	3	8,0
9bis**	The online teaching activities were helpful in learning the course topics.	17	2,9	52	9,0	294	50,7	217	37,4	580	100,0	5	8,0
10	The instructor encouraged student's involvement and participation.	31	2,9	100	9,5	524	49,7	400	37,9	1055	100,0	9	8,0
11*	The course has been carried out in accordance with the syllabus published on the website.	7	2,9	19	7,8	122	50,2	95	39,1	243	100,0	8	8,0
11bis**	The syllabus of the course was adequately updated according to the changes imposed by the transfer of teaching activities online.	9	4,0	26	11,5	121	53,5	70	31,0	226	100,0	5	8,0

**Time-series comparison of average values**



(°): The first six items of this section are repeated several times in case of separate evaluation of each faculty member who taught in the courses. For this reason the total amount of answers may vary significantly from that recorded for the rest of the items.

(\*): Items not submitted to students in the second semester survey.

(\*\*): Items submitted to students only in the second semester survey

## Teaching evaluation 2019-2020 a.y. - Attending Student

### Graduate School

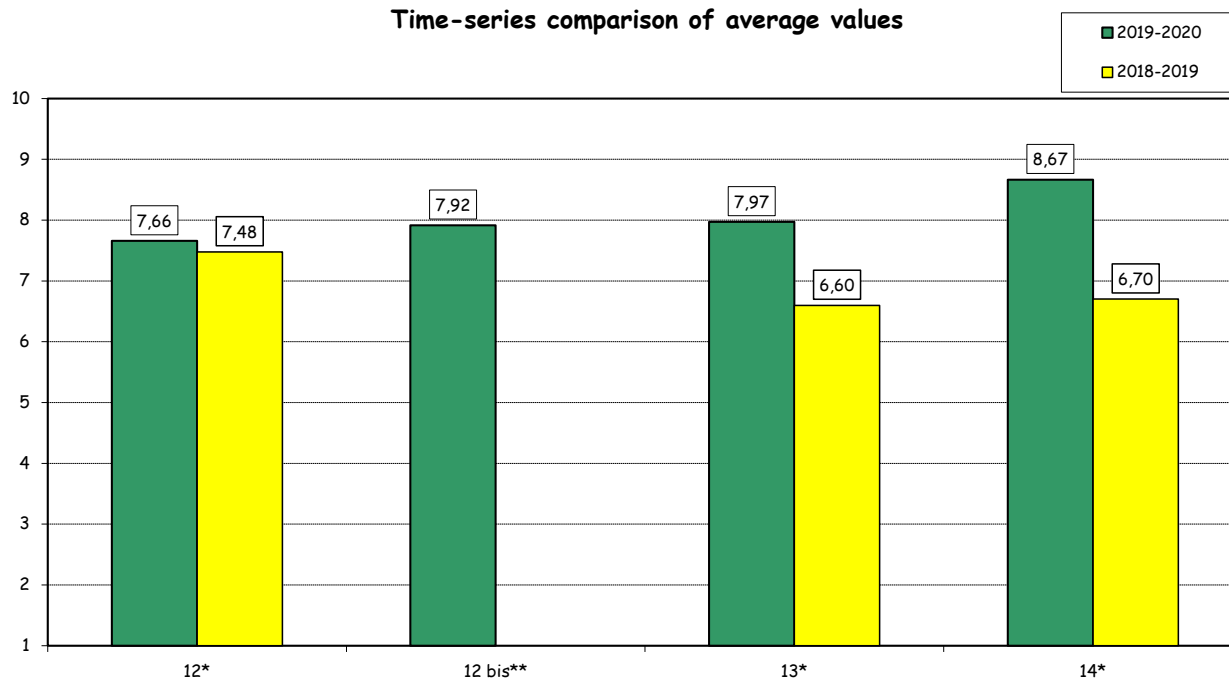
Degree programme: GIO

N° of questionnaires processed: 482

## SECTION B - TEACHING AND STUDY ACTIVITIES

Item		Strongly disagree		Disagree		Agree		Strongly agree		Total		N.A.	N.R.	Median Values
		1-2		3-4-5		6-7-8		9-10						
		a.v.	%	a.v.	%	a.v.	%	a.v.	%	a.v.	%			
12*	The supplementary activities (practice, laboratories, tutoring, etc.), if present, have been helpful in learning the course topics.	3	2,7	15	13,5	47	42,3	46	41,4	111	100,0		140	8,0
12 bis**	The electronic platform used for access to online lessons and teaching materials worked well during the semester.	4	1,8	12	5,3	124	54,4	88	38,6	228	100,0		3	8,0
13*	The support provided by teaching assistants (if present) is useful to encourage the learning of the course topics.	1	1,4	7	9,7	30	41,7	34	47,2	72	100,0	135	44	8,0
14*	Teaching assistants (if present) showed to be competent and helpful.	2	3,0	1	1,5	20	30,3	43	65,2	66	100,0	135	50	9,0

**Time-series comparison of average values**



(\*): Items not submitted to students in the second semester survey.

(\*\*): Item submitted to students only in the second semester survey

(°): Items submitted only for courses where the Teaching Assistants had clear visibility to students.

## Teaching evaluation 2019-2020 a.y. - Attending Student

### Graduate School

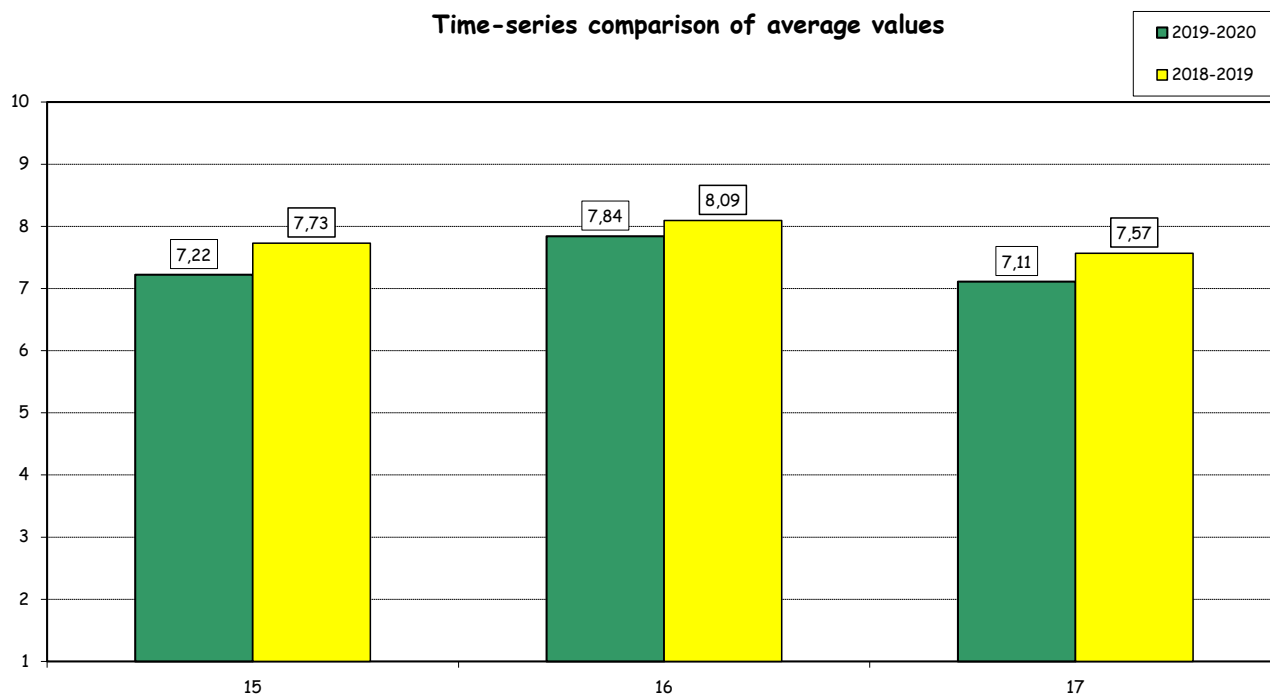
Degree programme: GIO

N° of questionnaires processed: 482

### SECTION C - OVERALL ASSESSMENT

Item		Strongly disagree		Disagree		Agree		Strongly agree		Total		N.R.	Median Values
		1-2		3-4-5		6-7-8		9-10					
		a.v.	%	a.v.	%	a.v.	%	a.v.	%	a.v.	%		
15	The overall quality of teaching is satisfactory.	23	4,8	61	12,8	262	54,8	132	27,6	478	100,0	4	8,0
16	I am interested in the course topics.	12	2,5	31	6,5	239	50,1	195	40,9	477	100,0	5	8,0
17	Overall I am satisfied with the way the course has been carried out.	24	5,1	67	14,1	253	53,4	130	27,4	474	100,0	8	7,0

Time-series comparison of average values

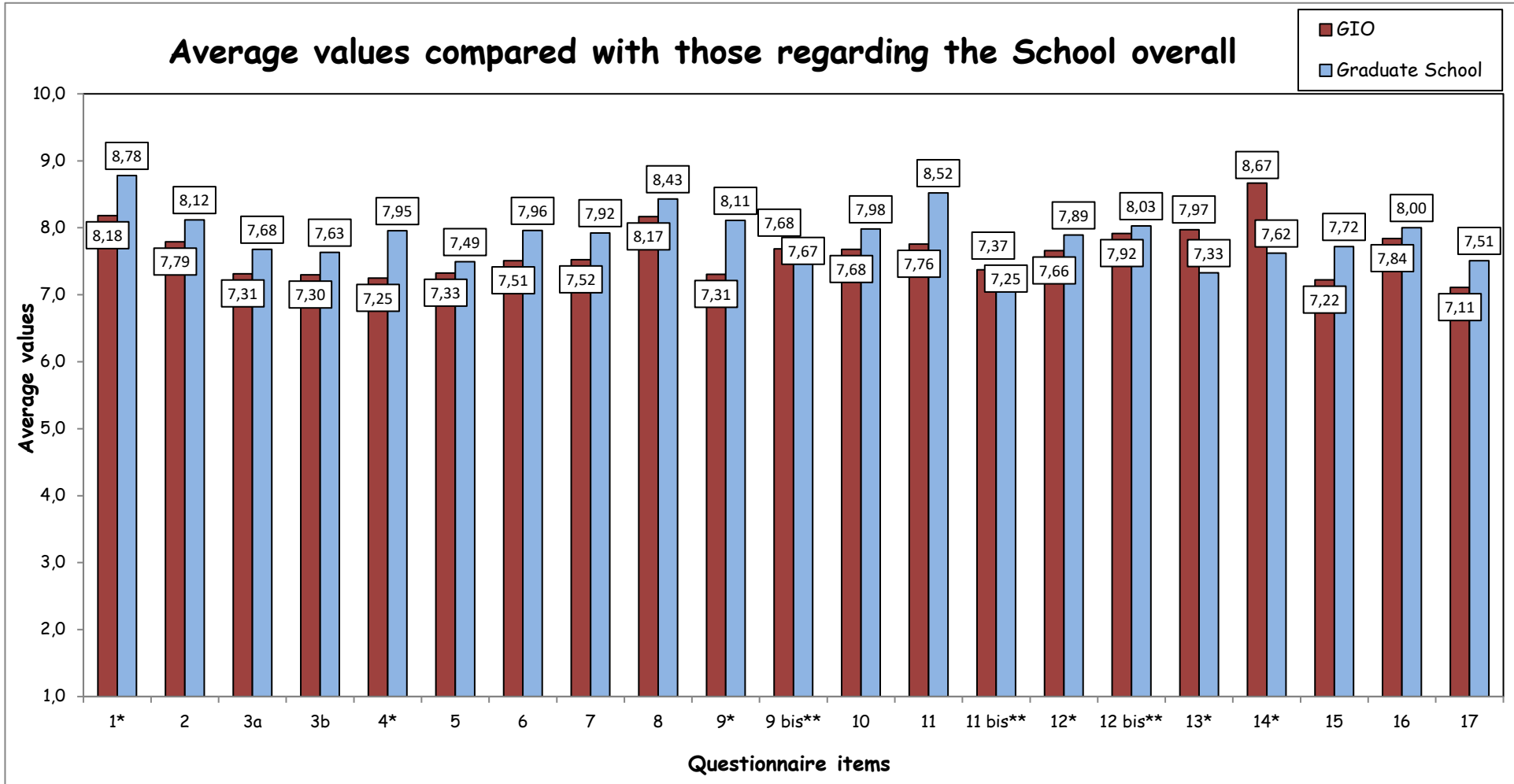


## Teaching evaluation 2019-2020 a.y. - Attending Student

### Graduate School

Degree programme: GIO

N° of questionnaires processed: 482



(\*): Items not submitted to students in the second semester survey.

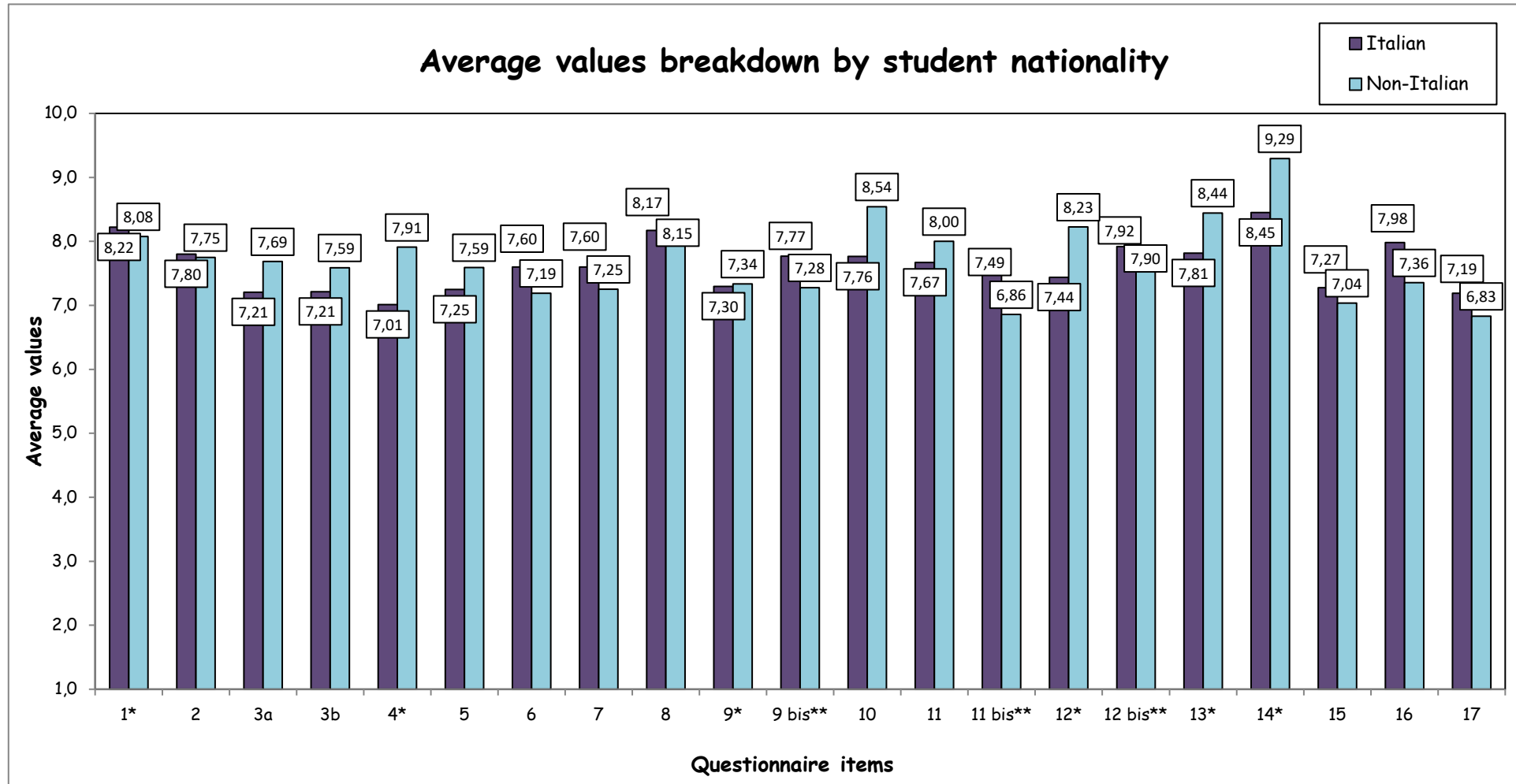
(\*\*): Items submitted to students only in the second semester survey

## Teaching evaluation 2019-2020 a.y. - Attending Student

### Graduate School

Degree programme: GIO

N° of questionnaires processed: 482



(\*): Items not submitted to students in the second semester survey.

(\*\*): Items submitted to students only in the second semester survey



## Teaching evaluation 2019-2020 a.y. - Non Attending Student

### Graduate School

Degree programme: GIO

N° of questionnaires processed: 85

## 2. EVALUATION OF NOT ATTENDING STUDENTS\*

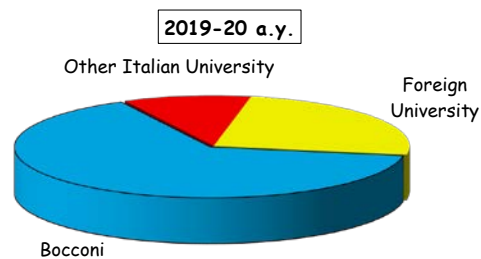
### STUDENT INFORMATION

#### Year of study

	Questionnaires processed		Questionnaires processed/students enrolled	
	a.v.	%	2019-20	2018-19
1°	65	76,5	11,1	11,6
2°	20	23,5	7,9	18,3
TOTAL	85	100,0	10,2	12,8
N.R.	0			

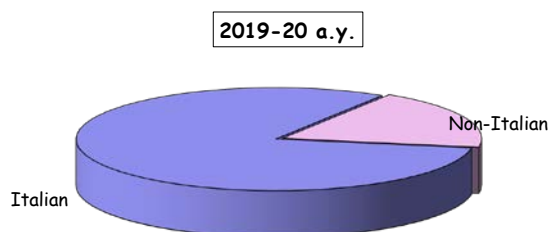
#### University of the undergraduate program

	a.v.	%	
		2019-20	2018-19
Bocconi	55	64,7	53,2
Other Italian University	9	10,6	8,1
Foreign University	21	24,7	38,7
TOTAL	85	100,0	100,0
N.R.	0		



#### Nazionalità

	v.a.	%	
		2019-20	2018-19
Italian	69	81,2	55,6
Non-Italian	16	18,8	44,4
TOTAL	85	100,0	100,0
N.R.	0		



(\*): This section summarizes the statistical results of evaluations given by students who declared (in the classroom or remote survey) an attendance of less than 50% of the course lessons.

## Teaching evaluation 2019-2020 a.y. - Non Attending Student

Graduate School

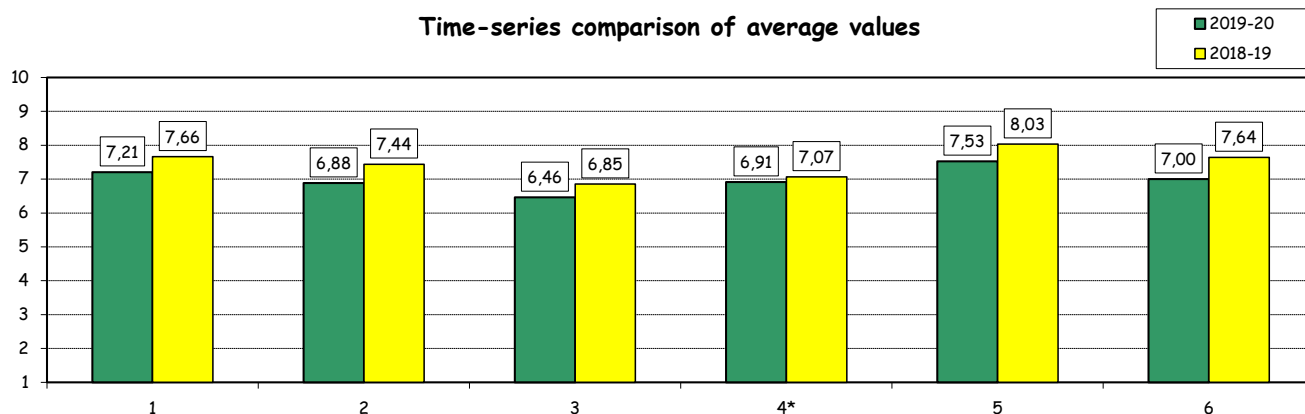
Degree programme: GIO

N° of questionnaires processed: 85

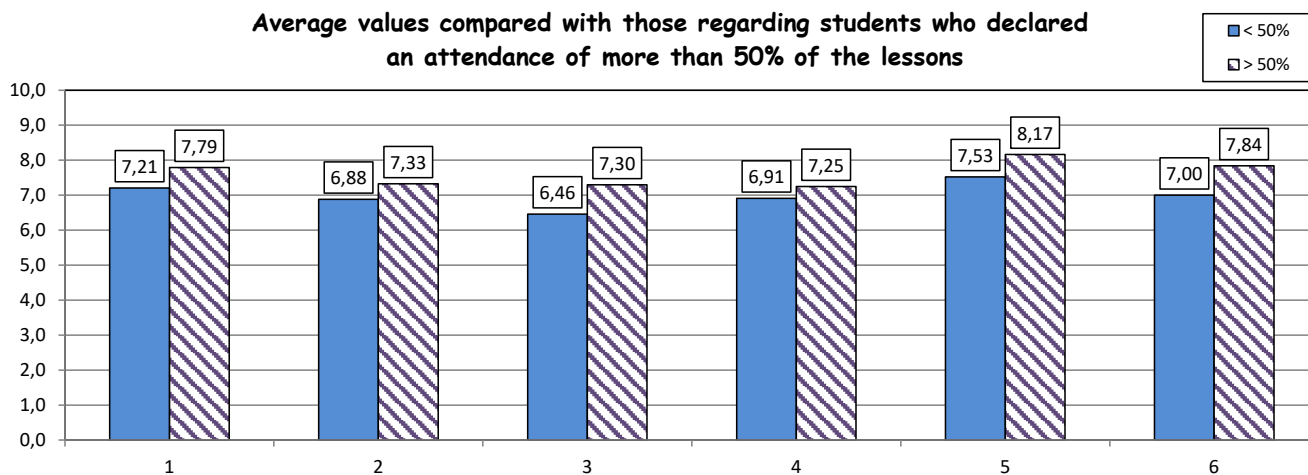
### EVALUATIONS

Item	Answers	Strongly disagree		Disagree		Agree		Strongly agree		Total		N.R.	Median Values
		1-2		3-4-5		6-7-8		9-10		a.v.	%		
		a.v.	%	a.v.	%	a.v.	%	a.v.	%				
1	The prior knowledge were sufficient for understanding the topics included in the exam program.	3	3,9	12	15,6	37	48,1	25	32,5	77	100,0	8	7,0
2	The workload required for this course is appropriate compared to the number of credits allocated to it.	2	2,6	15	19,5	42	54,5	18	23,4	77	100,0	8	7,0
3	The course material and readings (indicated and available) are adequate (useful/complete) for the study of the course subject.	9	11,5	13	16,7	42	53,8	14	17,9	78	100,0	7	7,0
4*	The exam rules and procedures have been described clearly.	6	8,7	11	15,9	33	47,8	19	27,5	69	100,0	6	8,0
5	The instructor is available for clarifications and explanations.	2	2,6	5	6,6	47	61,8	22	28,9	76	100,0	9	8,0
6	I am interested in the course topics.	5	6,6	13	17,1	38	50,0	20	26,3	76	100,0	9	7,0

**Time-series comparison of average values**



**Average values compared with those regarding students who declared an attendance of more than 50% of the lessons**



(\*): item not submitted to students in the second semester survey.