

VALUTAZIONE DELLA DIDATTICA

**CORSO DI LAUREA IN
BACHELOR OF SCIENCE IN
ECONOMICS, MANAGEMENT AND
COMPUTER SCIENCE**

Teaching evaluation 2019-2020 a.y. - Attending Student

Graduate School

Degree programme: DSBA

N° of questionnaires processed: 408

1. EVALUATION OF ATTENDING STUDENTS*

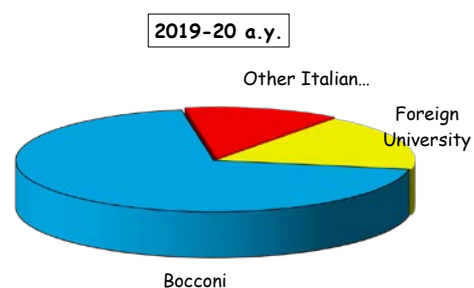
STUDENT INFORMATION

Year of study

	Questionnaires processed		Questionnaires processed/students enrolled	
	a.v.	%	2019-20	2018-19
1°	314	77,0	54,3	55,8
2°	94	23,0	49,0	0,0
TOTAL	408	100,0	53,0	55,8
N.R.	0			

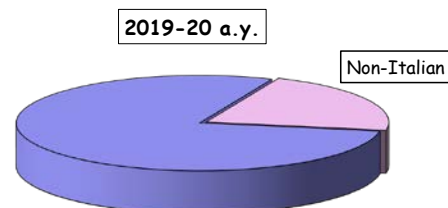
University of the undergraduate program

	a.v.	%	%
		2019-20	2018-19
Bocconi	284	69,6	55,8
Other Italian University	52	12,7	11,7
Foreign University	72	17,6	32,5
TOTAL	408	100,0	100,0
N.R.	0		



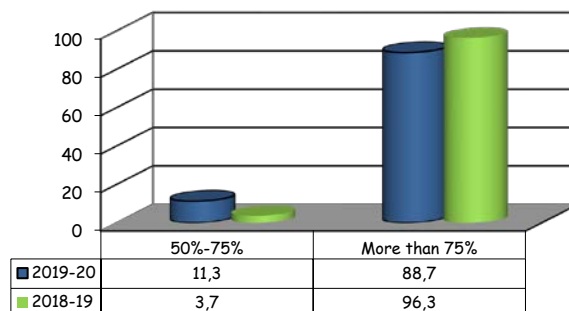
Nationality

	a.v.	%	%
		2019-20	2018-19
Italian	321	78,7	61,7
Non-Italian	87	21,3	38,3
TOTAL	408	100,0	100,0
N.R.	0		



Percentage of lessons attended (as declared by the student)

	a.v.	%	%	2018-19
		2019-20		
50%-75%	46	11,3		3,7
More than 75%	362	88,7		96,3
TOTAL	408	100,0		100,0
N.R.	0			



(*): This section summarizes the statistical results of evaluations given by students who declared (in the classroom or remote survey) an attendance of more than 50% of the course lessons.

Teaching evaluation 2019-2020 a.y. - Attending Student

Graduate School

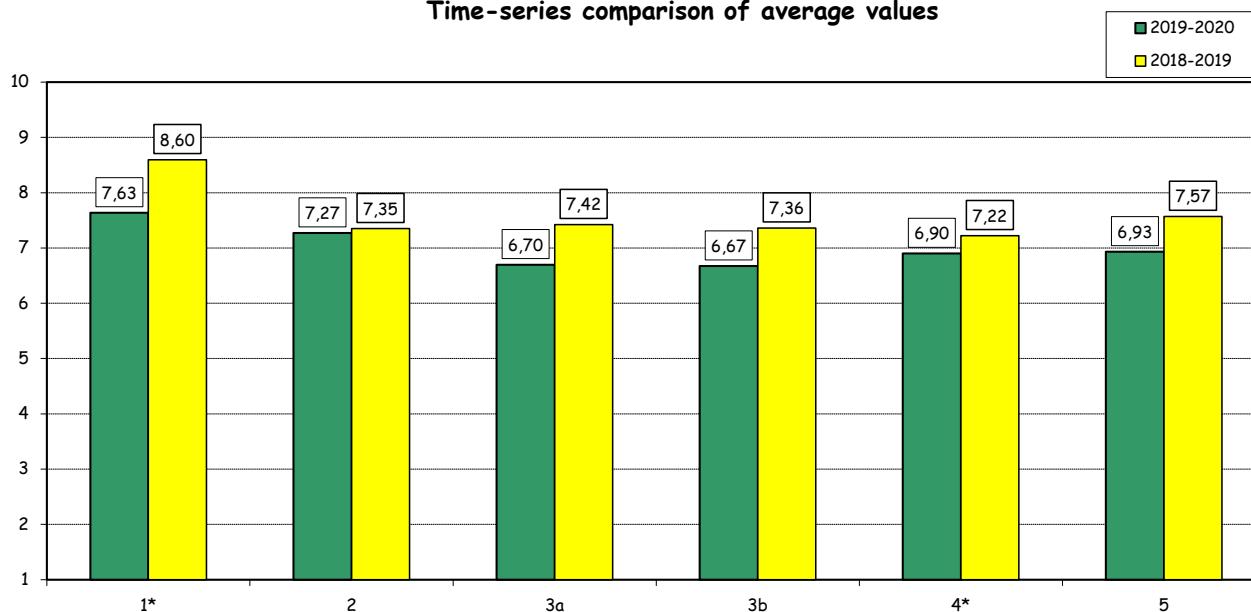
Degree programme: DSBA

N° of questionnaires processed: 408

SECTION A - ORGANISATION OF THE COURSE

Item		Strongly disagree		Disagree		Agree		Strongly agree		Total		N.R.	Median Values
		1-2		3-4-5		6-7-8		9-10		a.v.	%		
		a.v.	%	a.v.	%	a.v.	%	a.v.	%				
1*	The schedule of lectures, practice and any other teaching activities has been respected.	13	5,2	35	13,9	81	32,1	123	48,8	252	100,0	3	8,0
2	The prior academic knowledge was sufficient for understanding the topics covered in the course and included in the examination	20	5,0	68	16,9	171	42,4	144	35,7	403	100,0	5	8,0
3a	The course material and recommended reading list are clear.	35	8,7	77	19,1	184	45,7	107	26,6	403	100,0	5	7,0
3b	The course material and recommended reading list are adequate (useful/complete) for the study of the course subject.	37	9,2	75	18,6	189	46,9	102	25,3	403	100,0	5	7,0
4*	The exam rules and procedures have been explained clearly.	16	6,4	46	18,3	116	46,2	73	29,1	251	100,0	4	7,0
5	The workload required for this course is appropriate compared to the number of credits allocated to it.	34	8,4	46	11,4	213	52,9	110	27,3	403	100,0	5	7,0

Time-series comparison of average values



(*): Items not submitted to students in the second semester survey.

Teaching evaluation 2019-2020 a.y. - Attending Student

Graduate School

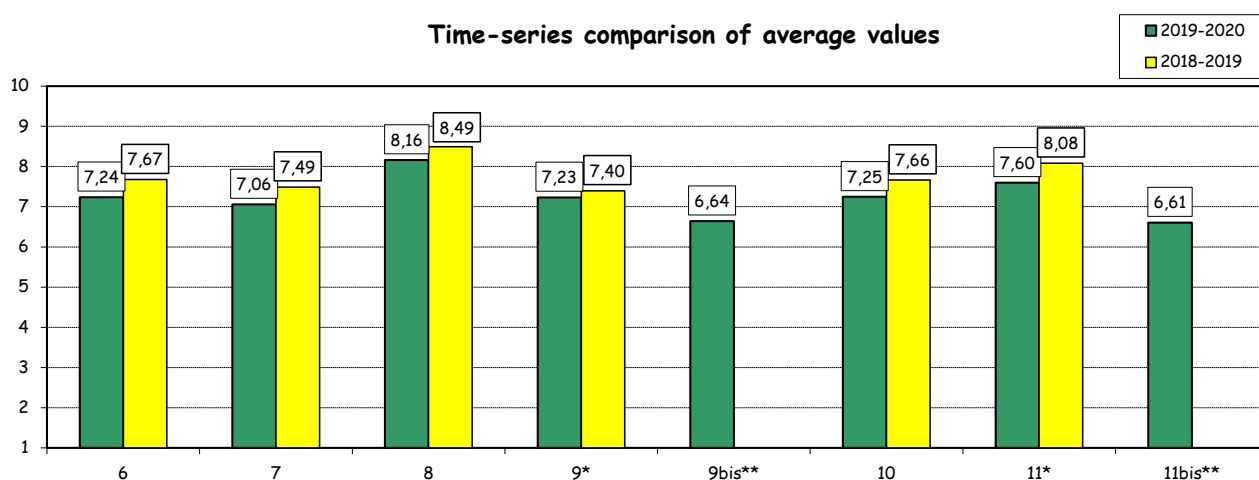
Degree programme: DSBA

N° of questionnaires processed: 637

SECTION B - TEACHING AND STUDY ACTIVITIES °

Item		Strongly disagree		Disagree		Agree		Strongly agree		Total		N.R.	Median Values
		1-2		3-4-5		6-7-8		9-10					
		a.v.	%	a.v.	%	a.v.	%	a.v.	%	a.v.	%		
6	The instructor stimulates interest in the course subject.	60	9,4	62	9,8	282	44,4	231	36,4	635	100,0	2	8,0
7	The instructor explains the topics in a clear manner.	56	8,8	80	12,6	293	46,2	205	32,3	634	100,0	3	8,0
8	The instructor is available for clarifications and explanations.	30	4,8	40	6,4	204	32,6	351	56,2	625	100,0	10	9,0
9*	The teaching activities are well organized.	27	6,4	56	13,3	191	45,3	148	35,1	422	100,0	2	8,0
9bis**	The online teaching activities were helpful in learning the course topics.	29	13,9	31	14,8	87	41,6	62	29,7	209	100,0	1	7,5
10	The instructor encouraged student's involvement and participation.	54	8,5	62	9,8	299	47,2	218	34,4	633	100,0	4	8,0
11*	The course has been carried out in accordance with the syllabus published on the website.	9	3,6	28	11,2	115	46,0	98	39,2	250	100,0	5	8,0
11bis**	The syllabus of the course was adequately updated according to the changes imposed by the transfer of teaching activities online.	22	14,7	23	15,3	58	38,7	47	31,3	150	100,0	3	7,0

Time-series comparison of average values



(°): The first six items of this section are repeated several times in case of separate evaluation of each faculty member who taught in the courses. For this reason the total amount of answers may vary significantly from that recorded for the rest of the items.

(*): Items not submitted to students in the second semester survey.

(**): Items submitted to students only in the second semester survey

Teaching evaluation 2019-2020 a.y. - Attending Student

Graduate School

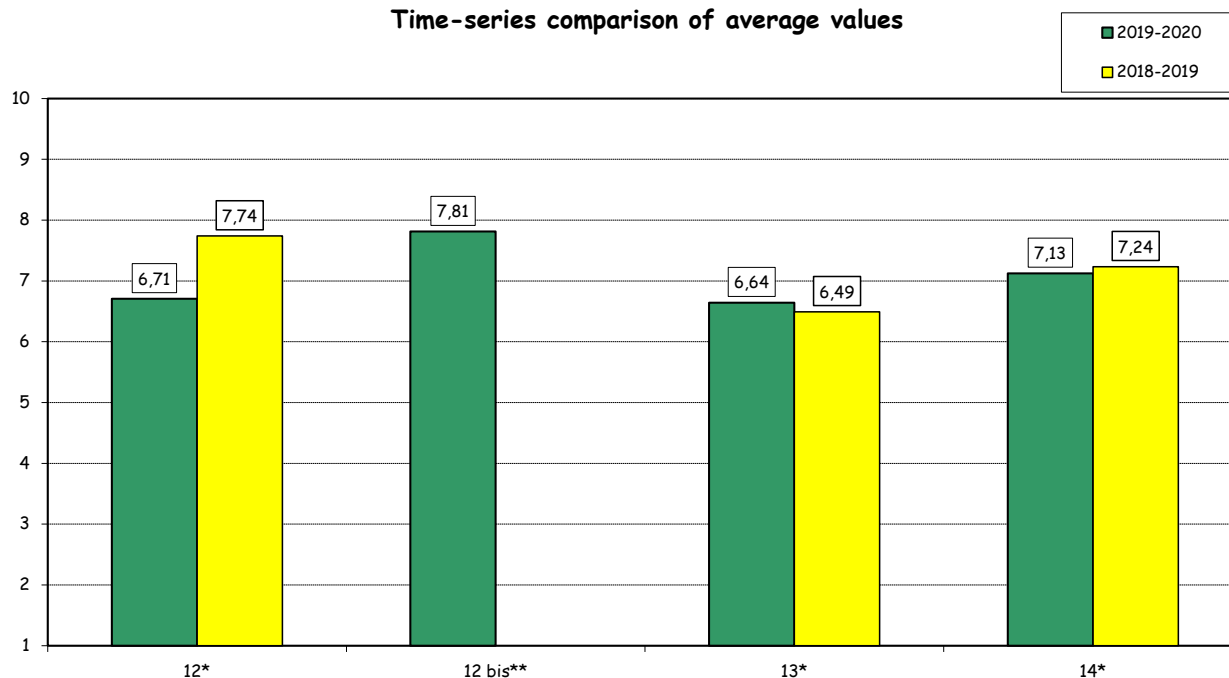
Degree programme: DSBA

N° of questionnaires processed: 408

SECTION B - TEACHING AND STUDY ACTIVITIES

Item		Strongly disagree		Disagree		Agree		Strongly agree		Total		N.A.	N.R.	Median Values
		1-2		3-4-5		6-7-8		9-10						
		a.v.	%	a.v.	%	a.v.	%	a.v.	%	a.v.	%			
12*	The supplementary activities (practice, laboratories, tutoring, etc.), if present, have been helpful in learning the course topics.	16	9,4	34	20,0	70	41,2	50	29,4	170	100,0		85	7,0
12 bis**	The electronic platform used for access to online lessons and teaching materials worked well during the semester.	8	5,4	12	8,1	58	38,9	71	47,7	149	100,0		4	8,0
13*	The support provided by teaching assistants (if present) is useful to encourage the learning of the course topics.	8	11,0	12	16,4	30	41,1	23	31,5	73	100,0	163	19	7,0
14*	Teaching assistants (if present) showed to be competent and helpful.	4	5,6	14	19,4	28	38,9	26	36,1	72	100,0	163	20	8,0

Time-series comparison of average values



(*): Items not submitted to students in the second semester survey.

(**): Item submitted to students only in the second semester survey

(°): Items submitted only for courses where the Teaching Assistants had clear visibility to students.

Teaching evaluation 2019-2020 a.y. - Attending Student

Graduate School

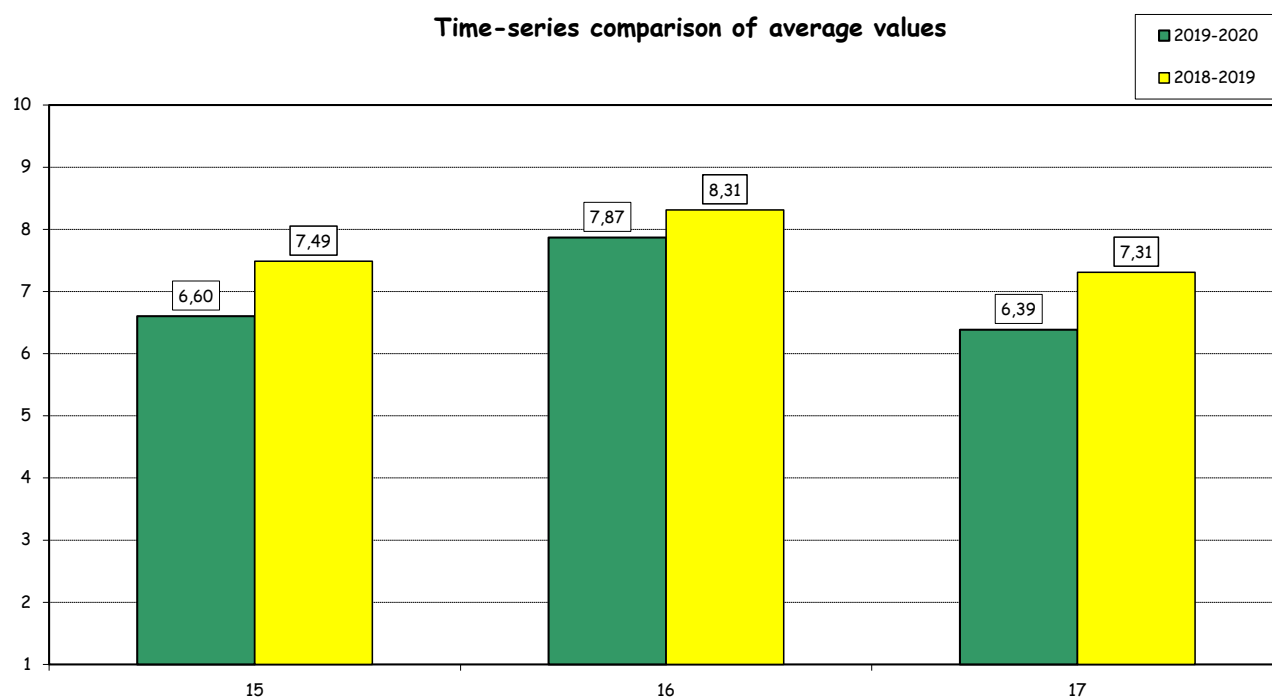
Degree programme: DSBA

N° of questionnaires processed: 408

SECTION C - OVERALL ASSESSMENT

Item		Strongly disagree		Disagree		Agree		Strongly agree		Total		N.R.	Median Values
		1-2		3-4-5		6-7-8		9-10					
		a.v.	%	a.v.	%	a.v.	%	a.v.	%	a.v.	%		
15	The overall quality of teaching is satisfactory.	36	8,9	81	20,0	185	45,7	103	25,4	405	100,0	3	7,0
16	I am interested in the course topics.	17	4,2	29	7,2	177	44,0	179	44,5	402	100,0	6	8,0
17	Overall I am satisfied with the way the course has been carried out.	43	10,8	87	21,9	175	44,0	93	23,4	398	100,0	10	7,0

Time-series comparison of average values

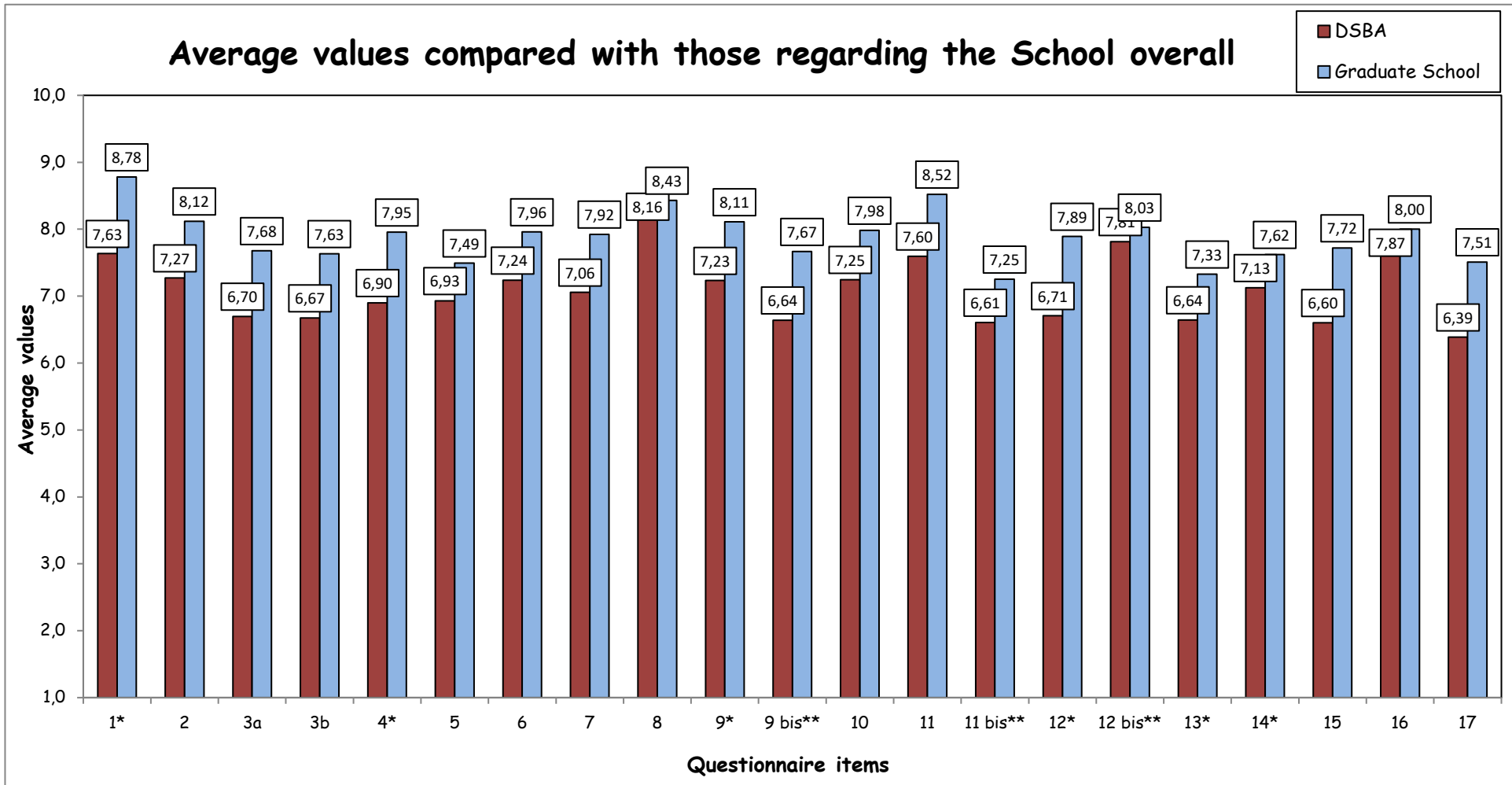


Teaching evaluation 2019-2020 a.y. - Attending Student

Graduate School

Degree programme: DSBA

N° of questionnaires processed: 408



(*): Items not submitted to students in the second semester survey.

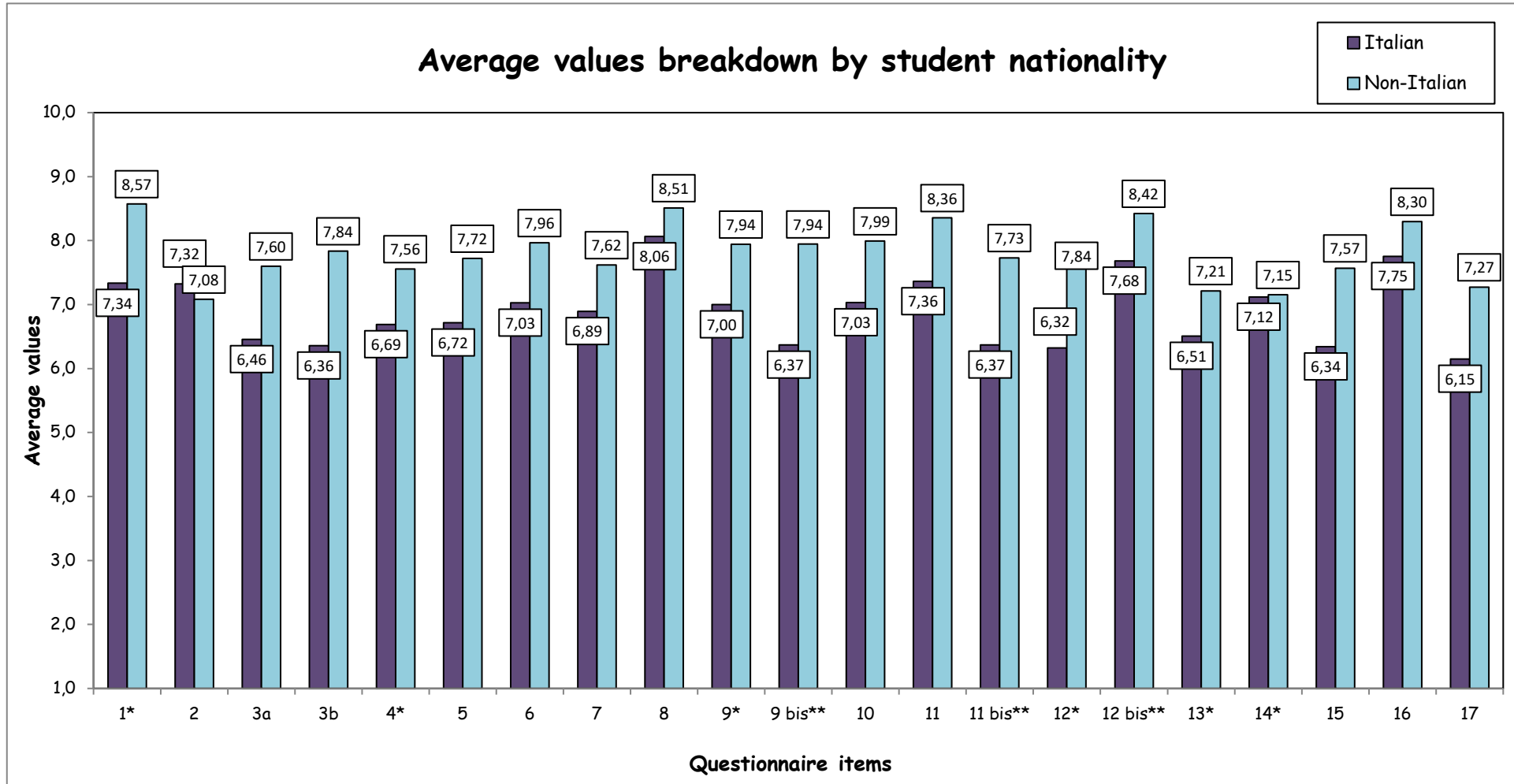
(**): Items submitted to students only in the second semester survey

Teaching evaluation 2019-2020 a.y. - Attending Student

Graduate School

Degree programme: DSBA

N° of questionnaires processed: 408



(*): Items not submitted to students in the second semester survey.

(**): Items submitted to students only in the second semester survey

Teaching evaluation 2019-2020 a.y. - Non Attending Student

Graduate School

Degree programme: DSBA

N° of questionnaires processed: 67

2. EVALUATION OF NOT ATTENDING STUDENTS*

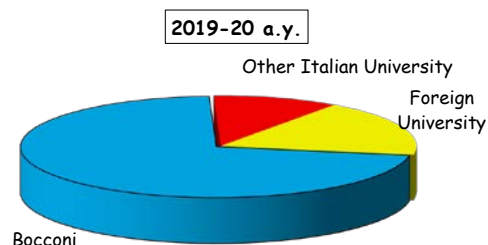
STUDENT INFORMATION

Year of study

	Questionnaires processed		Questionnaires processed/students enrolled	
	a.v.	%	2019-20	2018-19
1°	30	44,8	5,2	13,7
2°	37	55,2	19,3	0,0
TOTAL	67	100,0	8,7	15,4
N.R.	0			

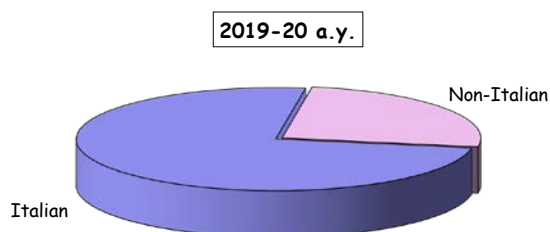
University of the undergraduate program

	a.v.	%	
		2019-20	2018-19
Bocconi	48	71,6	56,7
Other Italian University	7	10,4	8,9
Foreign University	12	17,9	34,4
TOTAL	67	100,0	100,0
N.R.	0		



Nazionalità

	v.a.	%	
		2019-20	2018-19
Italian	50	74,6	51,1
Non-Italian	17	25,4	48,9
TOTAL	67	100,0	100,0
N.R.	0		



(*): This section summarizes the statistical results of evaluations given by students who declared (in the classroom or remote survey) an attendance of less than 50% of the course lessons.

Teaching evaluation 2019-2020 a.y. - Non Attending Student

Graduate School

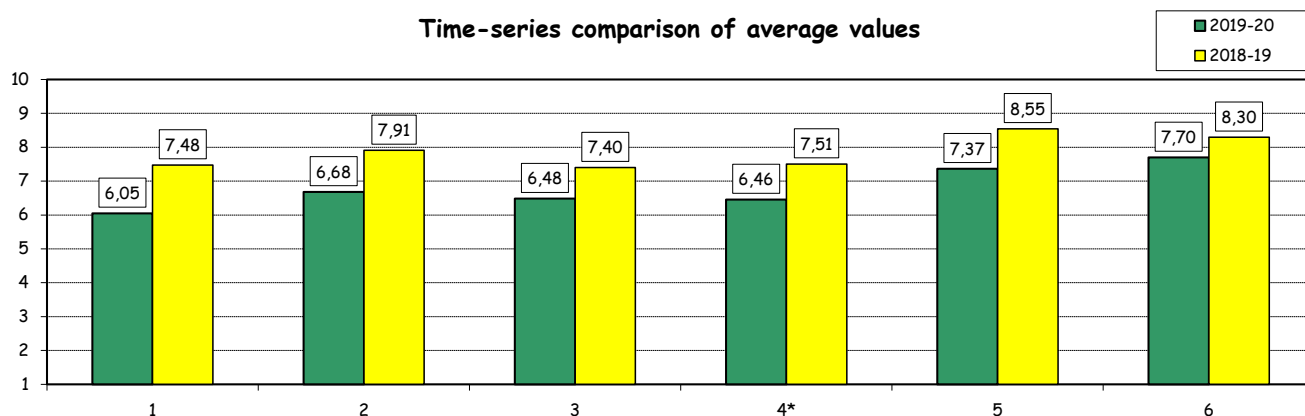
Degree programme: DSBA

N° of questionnaires processed: 67

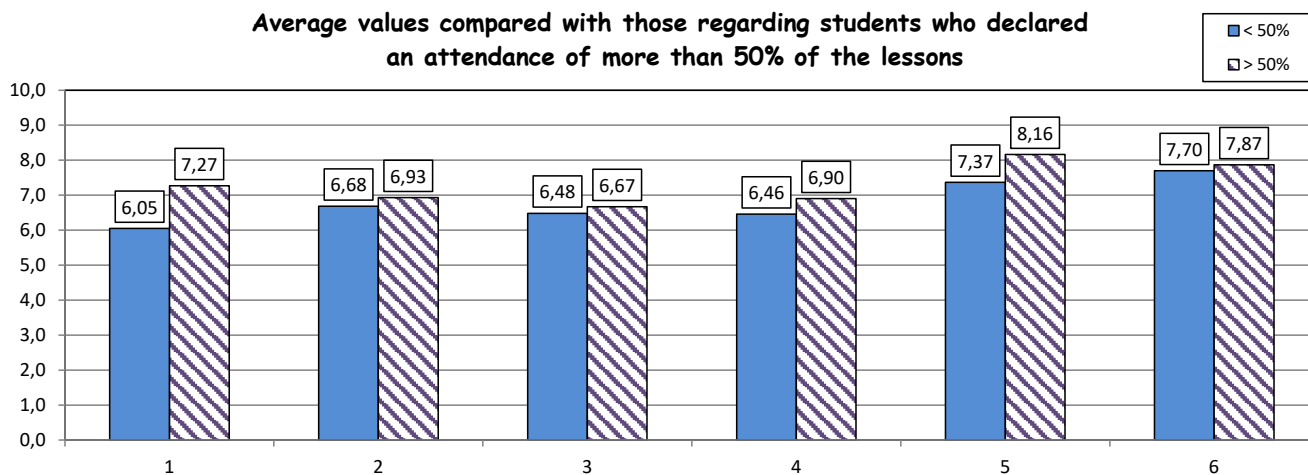
EVALUATIONS

Item	Answers	Strongly disagree		Disagree		Agree		Strongly agree		Total		N.R.	Median Values
		1-2		3-4-5		6-7-8		9-10		a.v.	%		
		a.v.	%	a.v.	%	a.v.	%	a.v.	%				
1	The prior knowledge were sufficient for understanding the topics included in the exam program.	12	19,7	9	14,8	27	44,3	13	21,3	61	100,0	6	6,0
2	The workload required for this course is appropriate compared to the number of credits allocated to it.	6	10,0	8	13,3	33	55,0	13	21,7	60	100,0	7	7,0
3	The course material and readings (indicated and available) are adequate (useful/complete) for the study of the course subject.	11	18,3	10	16,7	19	31,7	20	33,3	60	100,0	7	7,0
4*	The exam rules and procedures have been described clearly.	5	10,4	13	27,1	14	29,2	16	33,3	48	100,0	7	7,5
5	The instructor is available for clarifications and explanations.	6	10,0	5	8,3	26	43,3	23	38,3	60	100,0	7	8,0
6	I am interested in the course topics.	3	5,0	6	10,0	24	40,0	27	45,0	60	100,0	7	8,0

Time-series comparison of average values



Average values compared with those regarding students who declared an attendance of more than 50% of the lessons



(*): item not submitted to students in the second semester survey.