

## TEACHING EVALUATION

### MASTER OF SCIENCE IN CYBER RISK STRATEGY AND GOVERNANCE 2021-22 a.y.



## Teaching evaluation 2021-2022 a.y.- Attending Students

### Graduate School

Degree programme: Cyber

N° of questionnaires processed: 278

## 1. EVALUATION OF ATTENDING STUDENTS\*

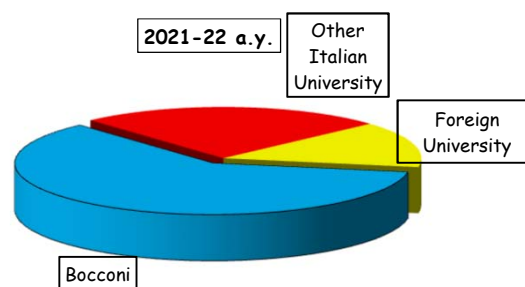
### STUDENT INFORMATION

#### Year of study

	Questionnaires processed		Questionnaires processed/students	
	a.v.	%	2021-22	2020-21
1°	201	72,3	42,9	65,7
2°	77	27,7	26,6	52,3
TOTAL	278	100,0	36,7	60,6

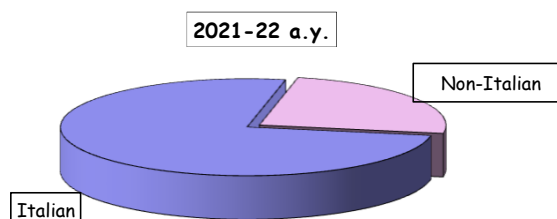
#### University of the undergraduate program

	a.v.	%	
		2021-22	2020-21
Bocconi	167	60,5	75,8
Other Italian University	69	25,0	18,3
Foreign University	40	14,5	5,9
TOTAL	276	100,0	100,0
N.R.	2		



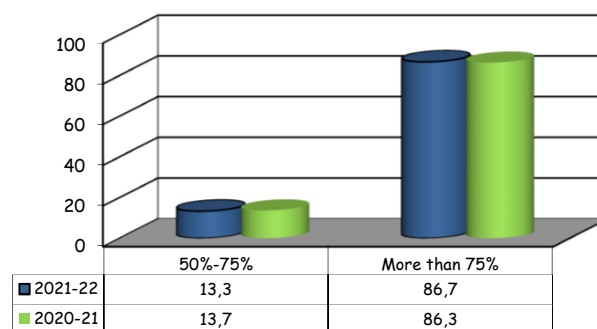
#### Nationality

	a.v.	%	
		2021-22	2020-21
Italian	210	75,5	87,9
Non-Italian	68	24,5	12,1
TOTAL	278	100,0	100,0



#### Percentage of lessons attended (as declared by the student)

	a.v.	%	
		2021-22	2020-21
50%-75%	37	13,3	13,7
More than 75%	241	86,7	86,3
TOTAL	278	100,0	100,0



(\*): This section summarizes the statistical results of evaluations given by students who declared (in the classroom or remote survey) an attendance of more than 50% of the course lessons.

## Teaching evaluation 2021-2022 a.y. - Attending Students

### Graduate School

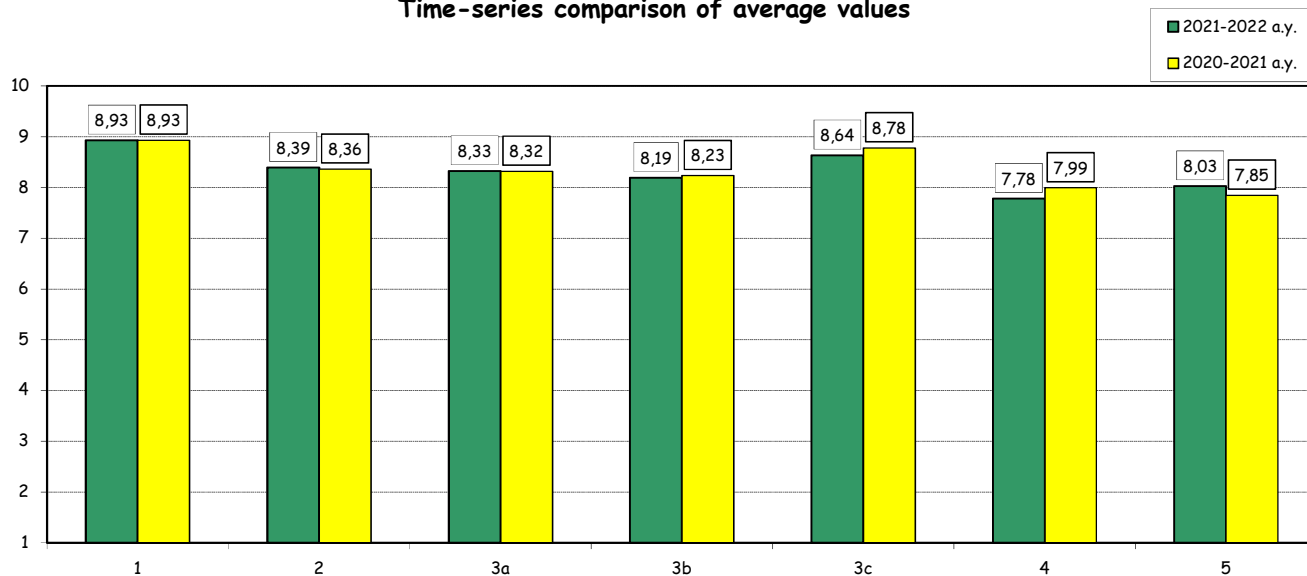
Degree programme: Cyber

N° of questionnaires processed: 278

## SECTION A - ORGANISATION OF THE COURSE

Item		Strongly disagree		Disagree		Agree		Strongly agree		Total		N.R.	Median values
		1-2		3-4-5		6-7-8		9-10		a.v.	%		
		a.v.	%	a.v.	%	a.v.	%	a.v.	%				
1	The schedule of lectures, practice and any other teaching activities has been respected.	3	1,1	5	1,8	73	26,6	193	70,4	274	100,0	4	9,0
2	Your prior academic knowledge was sufficient for understanding the topics covered in the course and included in the examination program.	5	1,8	16	5,8	95	34,4	160	58,0	276	100,0	2	9,0
3a	The course material and recommended reading list are clear.	6	2,2	17	6,2	99	35,9	154	55,8	276	100,0	2	9,0
3b	The course material and recommended reading list are adequate (useful/complete) for the study of the course subject.	6	2,2	13	4,7	120	43,6	136	49,5	275	100,0	3	8,0
3c	Having access to the recorded lessons was useful for learning the course topics.	9	3,3	15	5,5	60	22,1	188	69,1	272	100,0	6	9,0
4	The exam rules and procedures have been explained clearly.	21	7,6	19	6,9	95	34,5	140	50,9	275	100,0	3	9,0
5	The workload required for this course is appropriate compared to the number of credits allocated to it.	9	3,3	22	8,0	109	39,5	136	49,3	276	100,0	2	8,0

**Time-series comparison of average values**



## Teaching evaluation 2021-2022 a.y. - Attending Students

### Graduate School

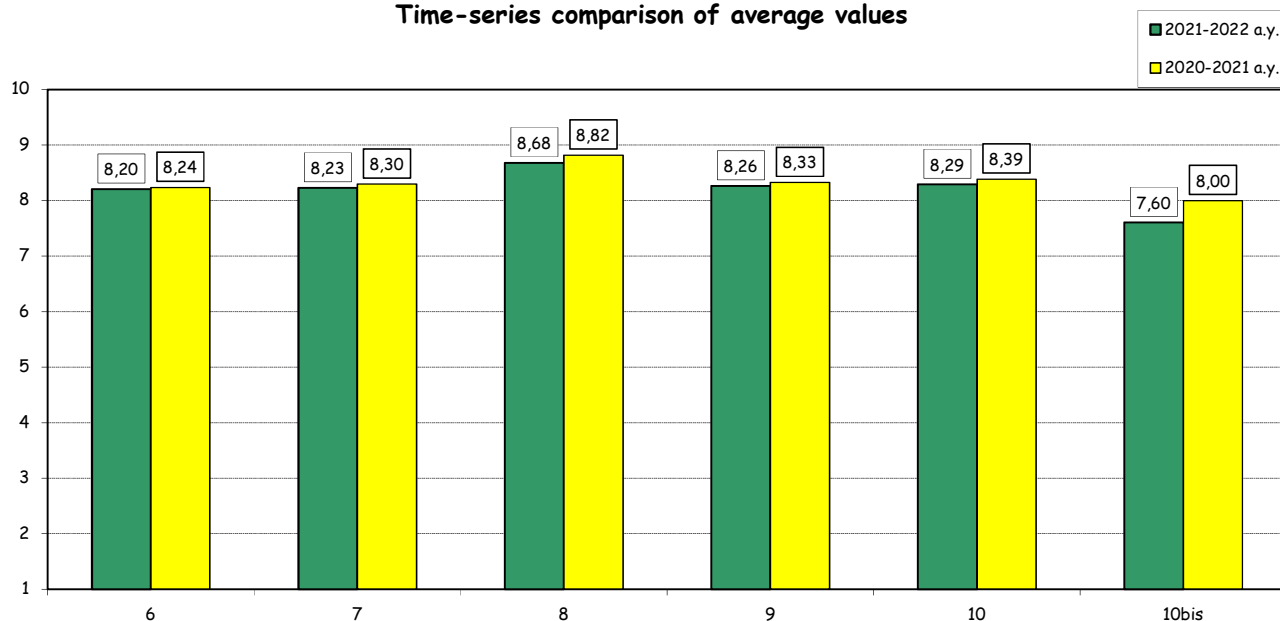
Degree programme: Cyber

N° of questionnaires processed: 278

### SECTION B - TEACHING AND STUDY ACTIVITIES

Item		Strongly disagree		Disagree		Agree		Strongly agree		Total		N.A.	Median Values
		1-2		3-4-5		6-7-8		9-10					
		a.v.	%	a.v.	%	a.v.	%	a.v.	%	a.v.	%		
6	The instructor stimulates interest in the course subject.	8	1,9	29	7,0	168	40,4	211	50,7	416	100,0	2	9,0
7	The instructor explains the topics in a clear manner.	7	1,7	22	5,3	170	41,1	215	51,9	414	100,0	4	9,0
8	The instructor is available for clarifications and explanations (even remotely)	3	0,7	15	3,7	128	31,4	262	64,2	408	100,0	7	9,0
9	Teaching activities are well organized.	7	1,7	21	5,1	167	40,2	220	53,0	415	100,0	3	9,0
10	The instructor encouraged participation during the lessons in the classroom or remotely (in the manner permitted by the electronic platform used).	3	0,7	27	6,5	163	39,5	220	53,3	413	100,0	4	9,0
10bis	Remote interaction during the lessons is effective.	6	3,2	19	10,2	89	47,6	73	39,0	187	100,0	91	8,0

**Time-series comparison of average values**



(°): The first five items of this section are repeated several times in case of separate evaluation of each faculty member who taught in the courses. For this reason the total amount of answers may vary significantly from that recorded for the rest of the items.

## Teaching evaluation 2021-2022 a.y. - Attending Students

### Graduate School

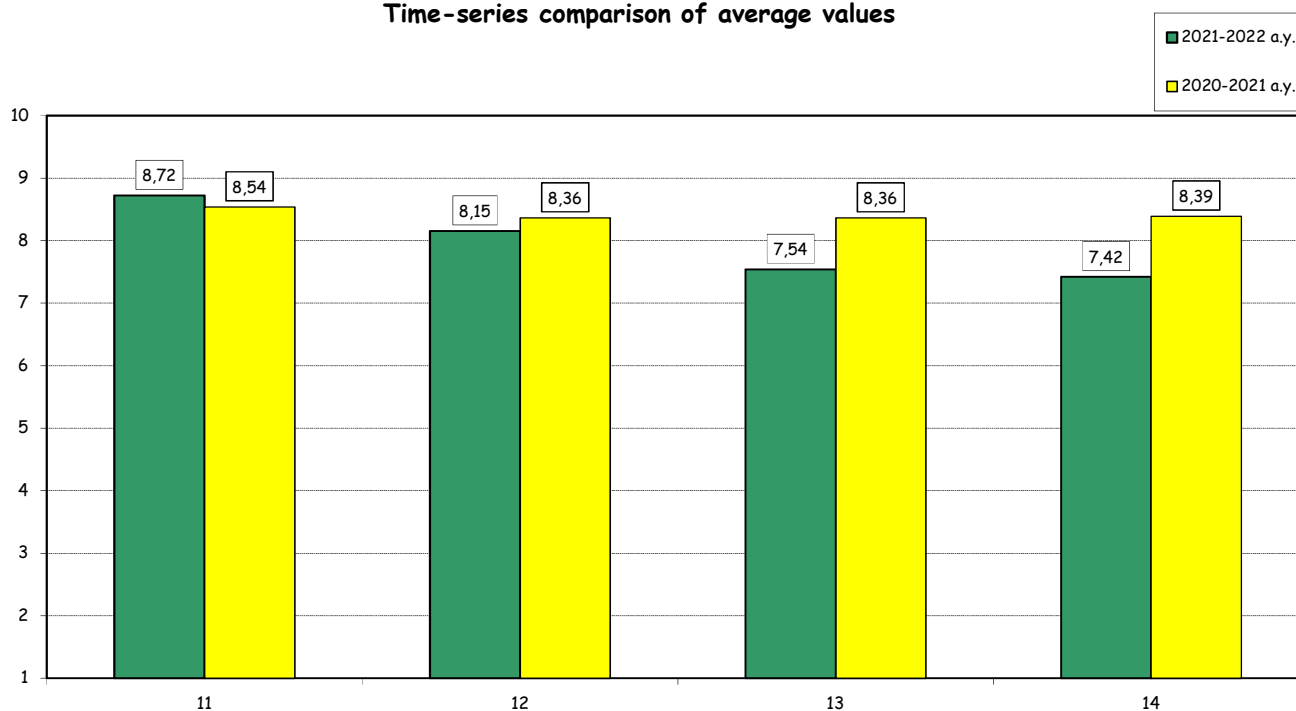
Degree programme: Cyber

N° of questionnaires processed: 278

### SECTION B - TEACHING AND STUDY ACTIVITIES

Item	Answers	Strongly disagree		Disagree		Agree		Strongly agree		Total		N.A.	N.R.	Median values
		1-2		3-4-5		6-7-8		9-10						
		a.v.	%	a.v.	%	a.v.	%	a.v.	%	a.v.	%			
11	The course has been carried out in accordance with the syllabus published on the website (taking into account any changes due to the return to distance learning).	1	0,4	5	1,8	95	34,8	172	63,0	273	100,0		5	9,0
12	The supplementary activities (practice, workshops, group work, etc.), if present, have been helpful in learning the course topics.	4	1,9	13	6,0	92	42,8	106	49,3	215	100,0		68	8,0
13	The support provided by teaching assistants (if present) has been helpful in learning the course topics.	7	6,3	15	13,5	38	34,2	51	45,9	111	100,0	99	68	8,0
14	Teaching assistants (if present) are competent and helpful	7	6,1	13	11,4	49	43,0	45	39,5	114	100,0	99	65	8,0

**Time-series comparison of average values**



(°): Items submitted only for courses where the Teaching Assistants had clear visibility to students.

## Teaching evaluation 2021-2022 a.y. - Attending Students

### Graduate School

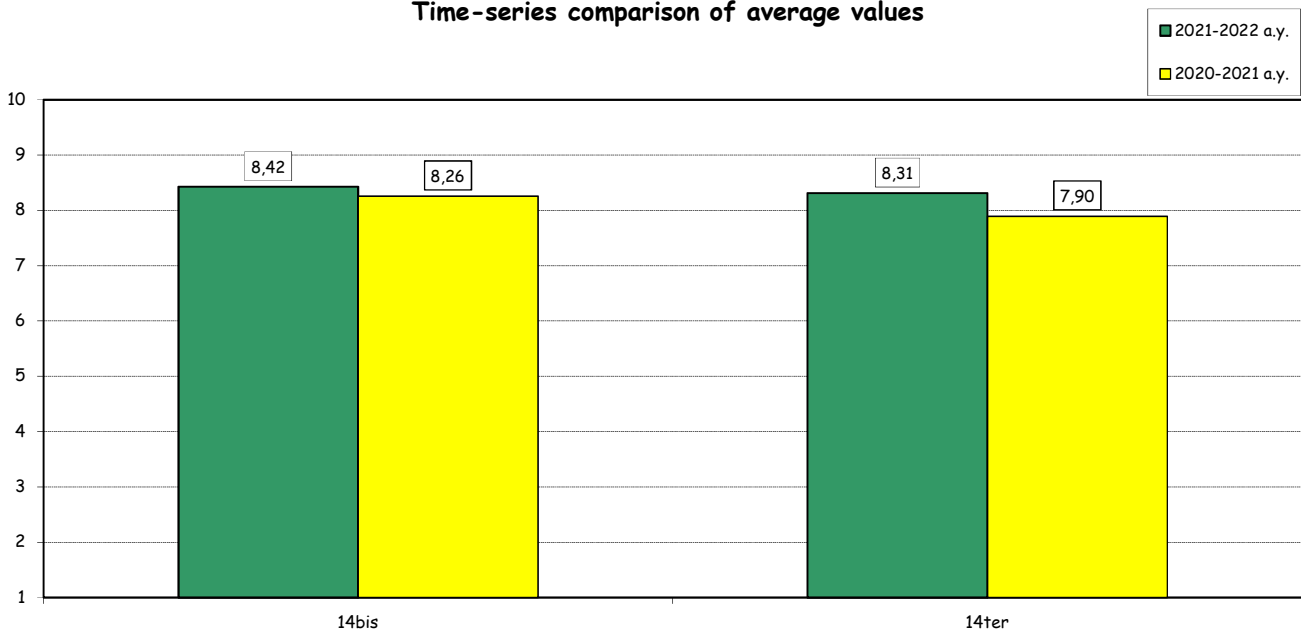
Degree programme: Cyber

N° of questionnaires processed: 278

### SECTION C - TECHNICAL ASPECTS OF TEACHING

Item		Strongly disagree		Disagree		Agree		Strongly agree		Total		N.A.	Median Values
		1-2		3-4-5		6-7-8		9-10		a.v.	%		
		a.v.	%	a.v.	%	a.v.	%	a.v.	%				
<b>14bis</b>	The electronic platform BlackBoard used to support teaching worked well during the semester.	2	0,7	16	5,9	102	37,6	151	55,7	271	100,0	7	9,0
<b>14ter</b>	The electronic platform BlackBoard makes remote interaction with the instructor easy and effective	1	0,4	17	6,3	113	42,2	137	51,1	268	100,0	10	8,0

**Time-series comparison of average values**



## Teaching evaluation 2021-2022 a.y.- Attending Students

### Graduate School

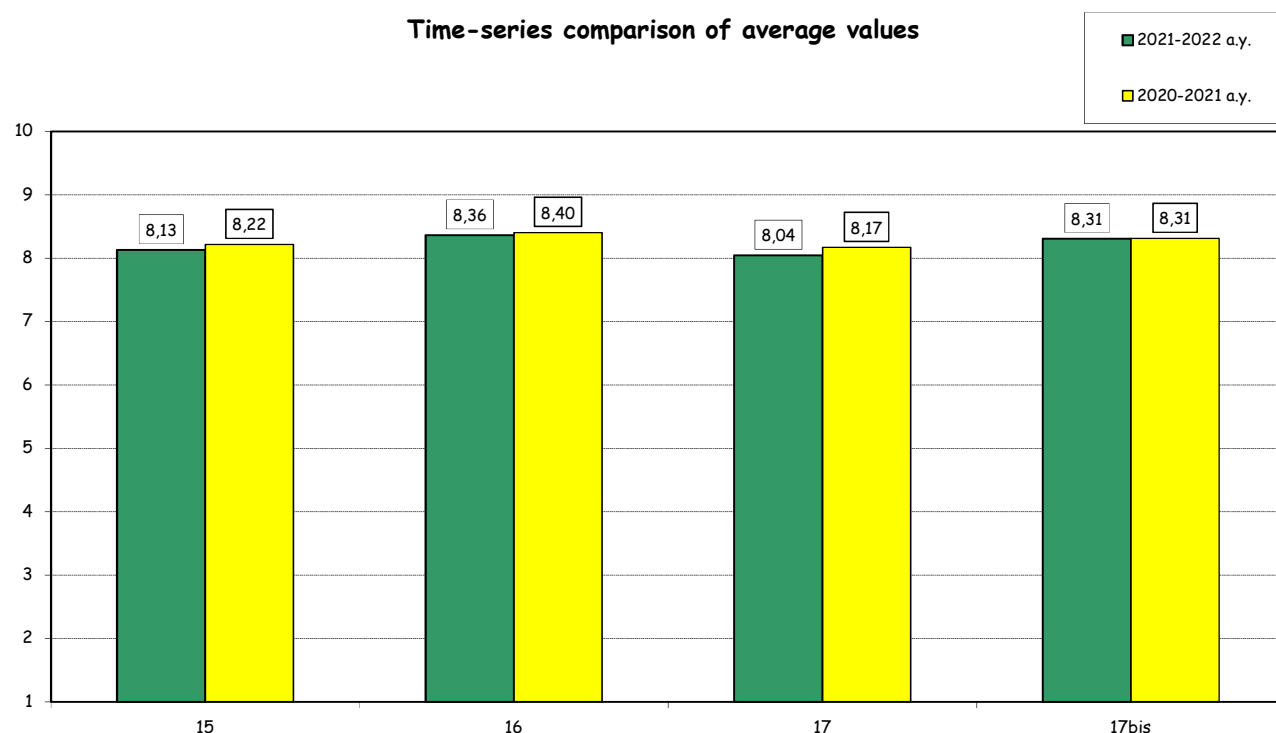
Degree programme: Cyber

N° of questionnaires processed: 278

### SECTION D - OVERALL ASSESSMENT

Item		Strongly disagree		Disagree		Agree		Strongly agree		Total		N.A.	Median Values
		1-2		3-4-5		6-7-8		9-10					
		a.v.	%	a.v.	%	a.v.	%	a.v.	%	a.v.	%		
15	The overall quality of teaching is satisfactory.	4	1,5	16	5,8	118	43,1	136	49,6	274	100,0	4	8,0
16	I am interested in the course topics.	6	2,2	12	4,4	101	36,9	155	56,6	274	100,0	4	9,0
17	Overall I am satisfied with the way the course has been carried out.	4	1,5	24	8,8	114	41,9	130	47,8	272	100,0	6	8,0
17bis	The use of online and/or blended teaching methods has been effective in learning the course topics.	4	2,0	10	5,0	76	37,8	111	55,2	201	100,0	77	9,0

**Time-series comparison of average values**



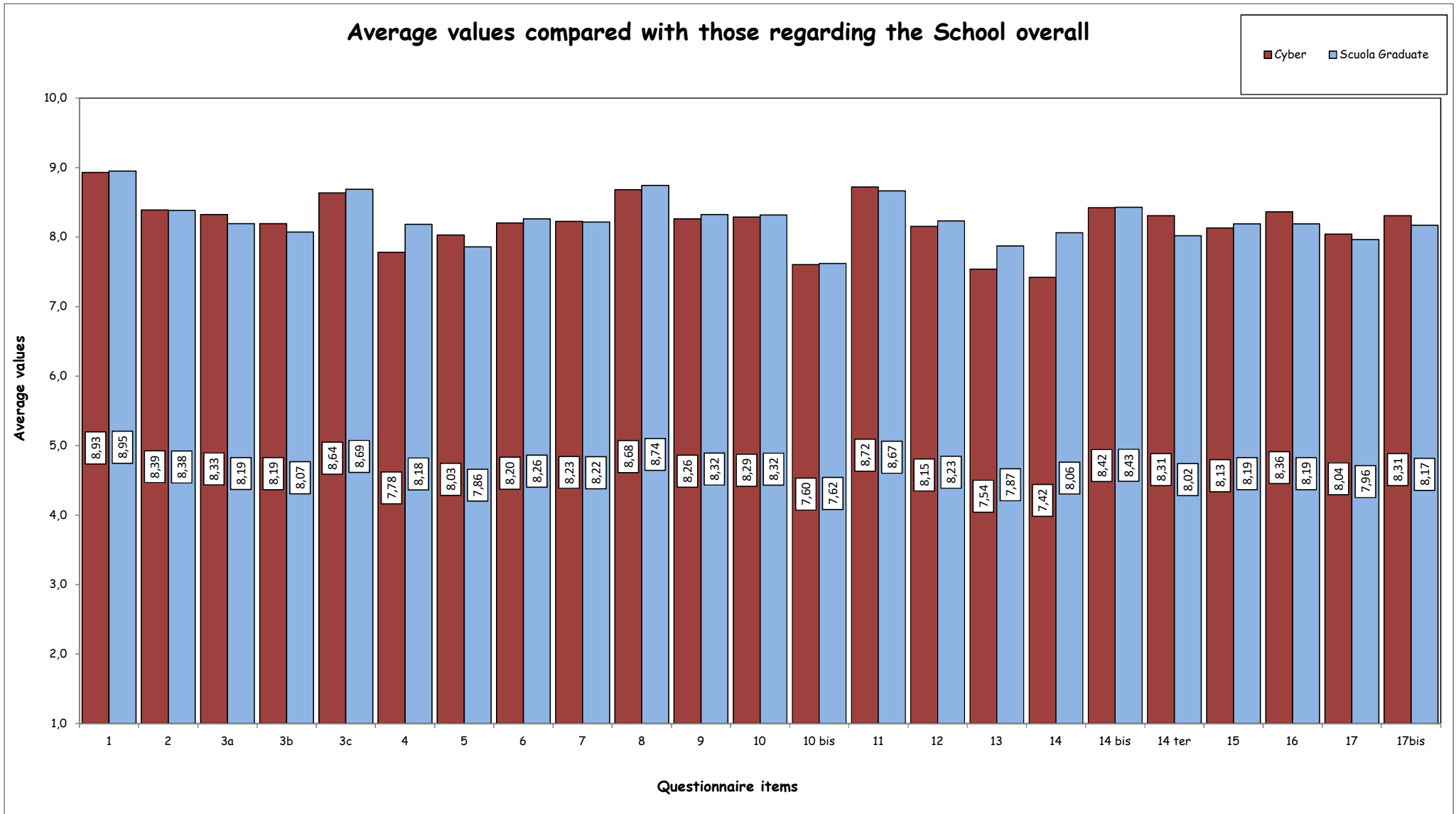
# Teaching evaluation 2021-2022 a.y. - Attending Students

Graduate School

Degree programme: Cyber

N° of questionnaires processed: 278

## Average values compared with those regarding the School overall





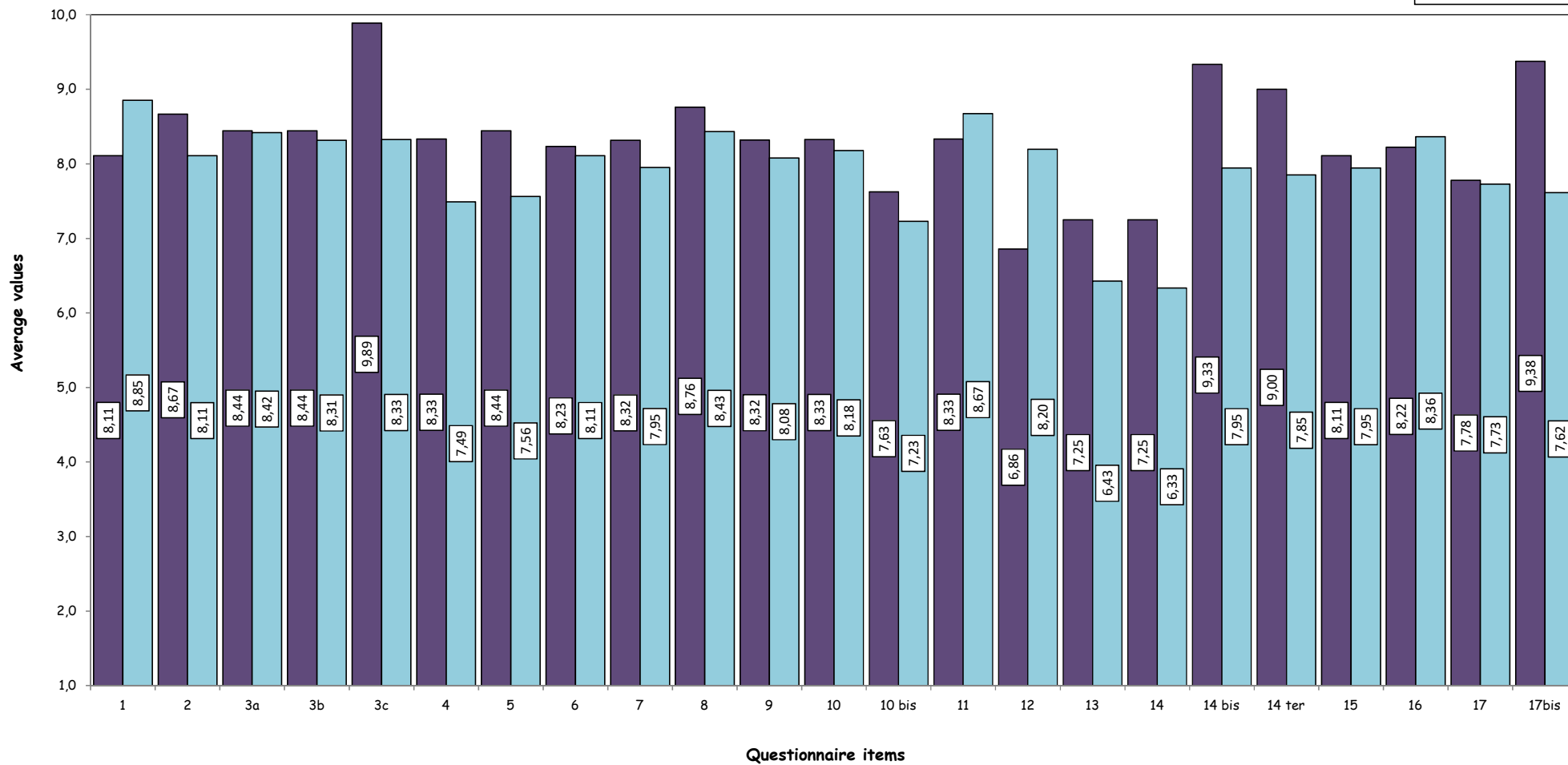
Teaching evaluation 2021-2022 a.y.- Attending Students

Graduate School

Degree programme: Cyber

N° of questionnaires processed: 278

Average values breakdown by student nationality



Teaching evaluation a.y. 2021-2022 - Non Attending Students

Graduate School

Degree programme: Cyber

N° of questionnaires processed: 148

2. EVALUATION OF NOT ATTENDING STUDENTS\*

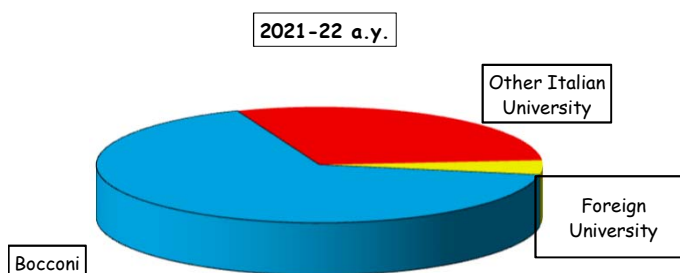
STUDENT INFORMATION

Year of study

	Questionnaires processed		Questionnaires processed/students enrolled	
	a.v.	%	2021-22	2020-21
1°	112	75,7	23,9	8,4
2°	36	24,3	12,5	5,0
TOTAL	148	100,0	19,5	7,2

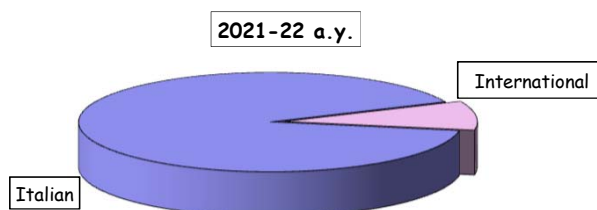
University of the undergraduate program

	a.v.	%	
		2021-22	2020-21
Bocconi	98	66,2	84,2
Other Italian University	44	29,7	7,9
Foreign University	6	4,1	7,9
TOTAL	148	100,0	100,0
N.R.	0		



Secondary School Background

	a.v.	%	
		2021-22	2020-21
Italian	134	90,5	89,5
International	14	9,5	10,5
TOTAL	148	100,0	100,0



(\*): This section summarizes the statistical results of evaluations given by students who declared (in the classroom or remote survey) an attendance of less than 50% of the course lessons.

## Teaching evaluation a.y. 2021-2022 - Non Attending Students

### Graduate School

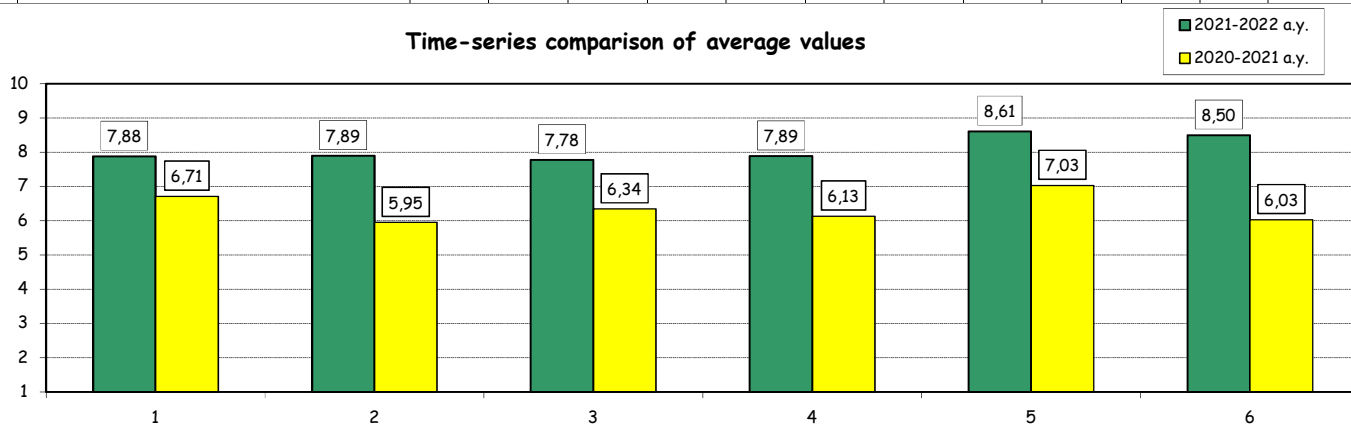
Degree programme: Cyber

N° of questionnaires processed: 148

### EVALUATIONS

Item	Answers	Strongly disagree		Disagree		Agree		Strongly agree		Total		N.A.	Median Values
		1-2		3-4-5		6-7-8		9-10		a.v.	%		
		a.v.	%	a.v.	%	a.v.	%	a.v.	%				
1	Your prior academic knowledge was sufficient for understanding the topics covered in the course and included in the examination program.	0	0,0	15	10,6	67	47,5	59	41,8	141	100,0	7	8,0
2	The workload required for this course is appropriate compared to the number of credits allocated to it.	2	1,4	16	11,3	63	44,7	60	42,6	141	100,0	7	8,0
3	The course material and recommended reading list are adequate (useful/complete) for the study of the course subject.	8	5,8	14	10,1	54	39,1	62	44,9	138	100,0	10	8,0
4	The exam rules and procedures have been explained clearly.	7	5,0	8	5,7	62	44,0	64	45,4	141	100,0	7	8,0
5	The instructor is available for clarifications and explanations (even remotely)	1	0,7	6	4,3	48	34,0	86	61,0	141	100,0	7	9,0
6	I am interested in the course topics.	0	0,0	6	4,3	57	41,0	76	54,7	139	100,0	9	9,0

**Time-series comparison of average values**



**Average values compared with those regarding students who declared an attendance of more than 50% of the lessons**

