

TEACHING EVALUATION

MASTER OF SCIENCE IN CYBER RISK STRATEGY AND GOVERNANCE 2020-21 a.y.



Teaching evaluation 2020-2021 a.y.- Attending Students

Graduate School

Degree programme: CYBER

N° of questionnaires processed: 322

1. EVALUATION OF ATTENDING STUDENTS*

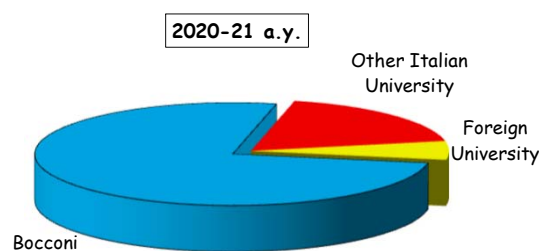
STUDENT INFORMATION

Year of study

	Questionnaires processed		Questionnaires processed/students	
	a.v.	%	2020-21	2019-20
1°	218	67,7	65,7	67,8
2°	104	32,3	52,3	0,0
TOTAL	322	100,0	60,6	67,8

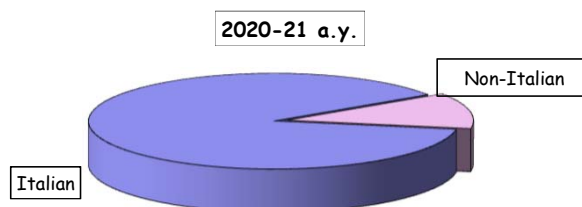
University of the undergraduate program

	a.v.	%	
		2019-20	2018-19
Bocconi	244	75,8	70,3
Other Italian University	59	18,3	22,9
Foreign University	19	5,9	6,8
TOTAL	322	100,0	100,0
N.R.	0		



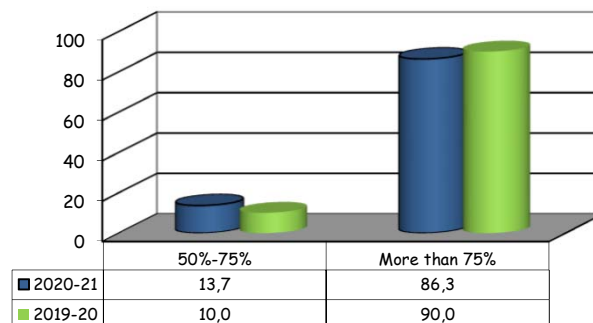
Nationality

	a.v.	%	
		2020-21	2019-20
Italian	283	87,9	82,7
Non-Italian	39	12,1	17,3
TOTAL	322	100,0	100,0



Percentage of lessons attended (as declared by the student)

	a.v.	%	
		2020-21	2019-20
50%-75%	44	13,7	10,0
More than 75%	278	86,3	90,0
TOTAL	322	100,0	100,0



(*): This section summarizes the statistical results of evaluations given by students who declared (in the classroom or remote survey) an attendance of more than 50% of the course lessons.

Teaching evaluation 2020-2021 a.y. - Attending Students

Graduate School

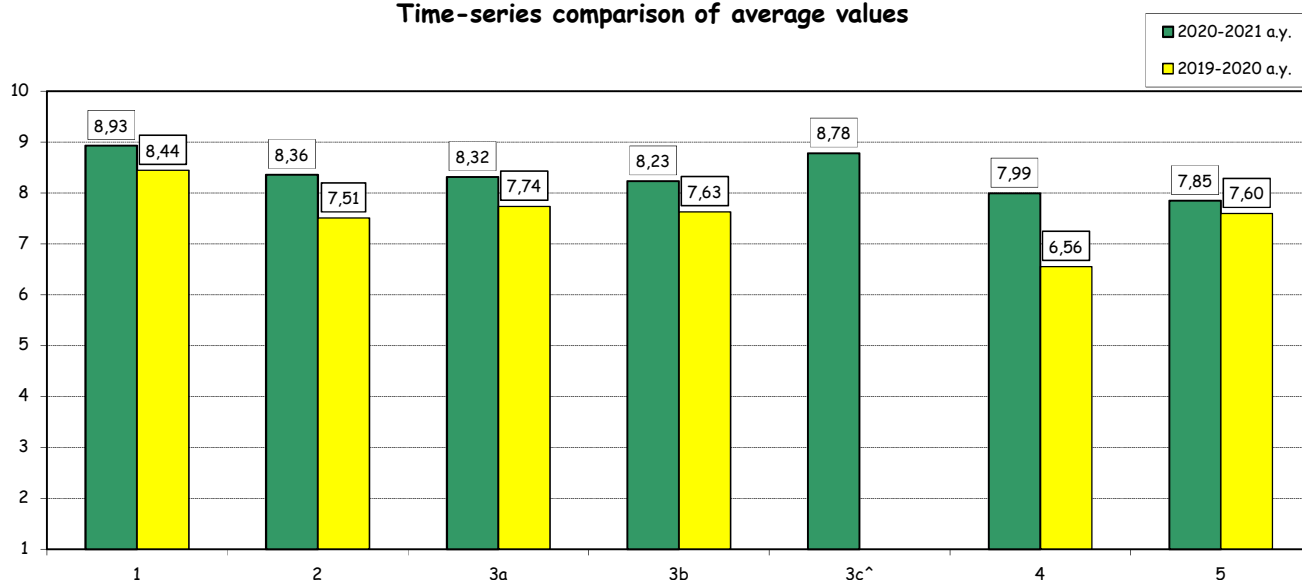
Degree programme: CYBER

N° of questionnaires processed: 322

SECTION A - ORGANISATION OF THE COURSE

Item		Strongly disagree		Disagree		Agree		Strongly agree		Total		N.R.	Median values
		1-2		3-4-5		6-7-8		9-10		a.v.	%		
		a.v.	%	a.v.	%	a.v.	%	a.v.	%				
1	The schedule of lectures, practice and any other teaching activities has been respected.	4	1,3	12	3,8	70	21,9	234	73,1	320	100,0	2	10,0
2	Your prior academic knowledge was sufficient for understanding the topics covered in the course and included in the examination program.	5	1,6	23	7,2	105	32,7	188	58,6	321	100,0	1	9,0
3a	The course material and recommended reading list are clear.	6	1,9	21	6,5	120	37,4	174	54,2	321	100,0	1	9,0
3b	The course material and recommended reading list are adequate (useful/complete) for the study of the course subject.	6	1,9	17	5,4	131	41,5	162	51,3	316	100,0	6	9,0
3c [^]	Having access to the recorded lessons was useful for learning the course topics.	9	2,9	12	3,9	66	21,6	219	71,6	306	100,0	16	10,0
4	The exam rules and procedures have been explained clearly.	9	2,8	34	10,7	112	35,2	163	51,3	318	100,0	4	9,0
5	The workload required for this course is appropriate compared to the number of credits allocated to it.	14	4,4	39	12,2	107	33,4	160	50,0	320	100,0	2	8,0

Time-series comparison of average values



([^]): item added for the first time in the academic year 2020-21.

Teaching evaluation 2020-2021 a.y. - Attending Students

Graduate School

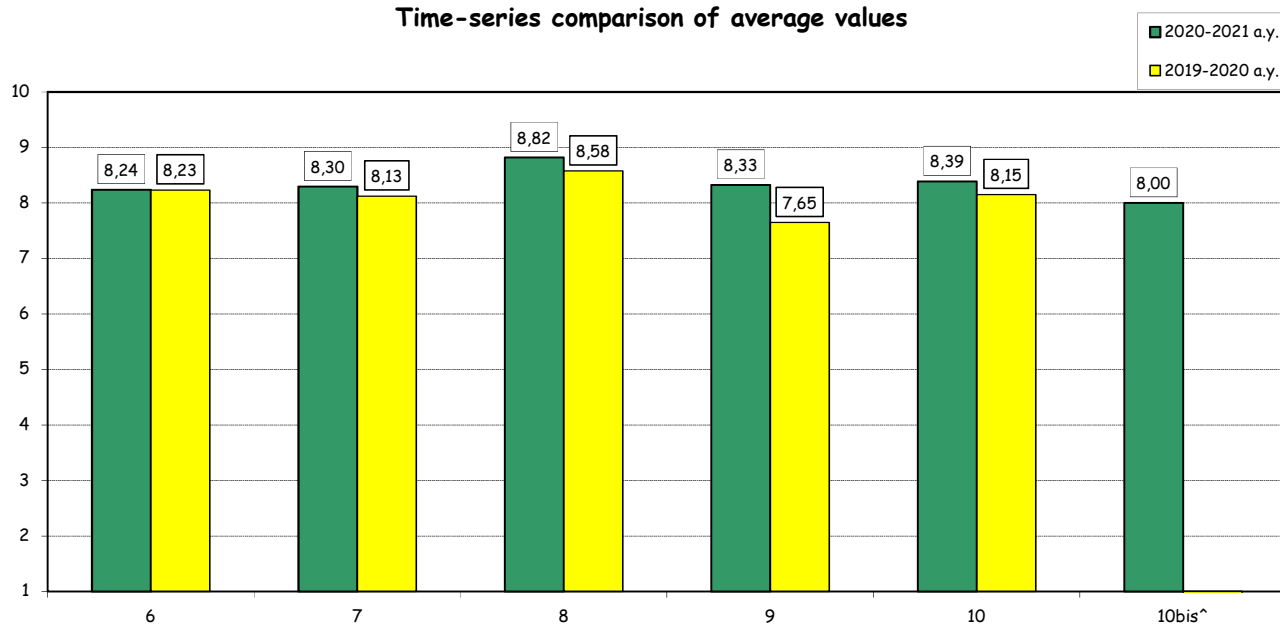
Degree programme: CYBER

N° of questionnaires processed: 431

SECTION B - TEACHING AND STUDY ACTIVITIES

Item		Strongly disagree		Disagree		Agree		Strongly agree		Total		N.A.	Median Values
		1-2		3-4-5		6-7-8		9-10					
		a.v.	%	a.v.	%	a.v.	%	a.v.	%	a.v.	%		
6	The instructor stimulates interest in the course subject.	14	3,3	28	6,5	147	34,2	241	56,0	430	100,0	1	9,0
7	The instructor explains the topics in a clear manner.	13	3,1	23	5,4	145	34,0	245	57,5	426	100,0	4	9,0
8	The instructor is available for clarifications and explanations (even remotely)	4	0,9	13	3,1	116	27,2	293	68,8	426	100,0	2	9,0
9	Teaching activities are well organized.	14	3,3	19	4,4	151	35,1	246	57,2	430	100,0	1	9,0
10	The instructor encouraged participation during the lessons in the classroom or remotely (in the manner permitted by the electronic platform used).	16	3,7	12	2,8	152	35,4	249	58,0	429	100,0	2	9,0
10bis [^]	Remote interaction during the lessons is effective.	9	2,9	21	6,8	134	43,2	146	47,1	310	100,0	12	8,0

Time-series comparison of average values



(°): The first five items of this section are repeated several times in case of separate evaluation of each faculty member who taught in the courses. For this reason the total amount of answers may vary significantly from that recorded for the rest of the items.

(^): item added for the first time in the academic year 2020-21.

Teaching evaluation 2020-2021 a.y. - Attending Students

Graduate School

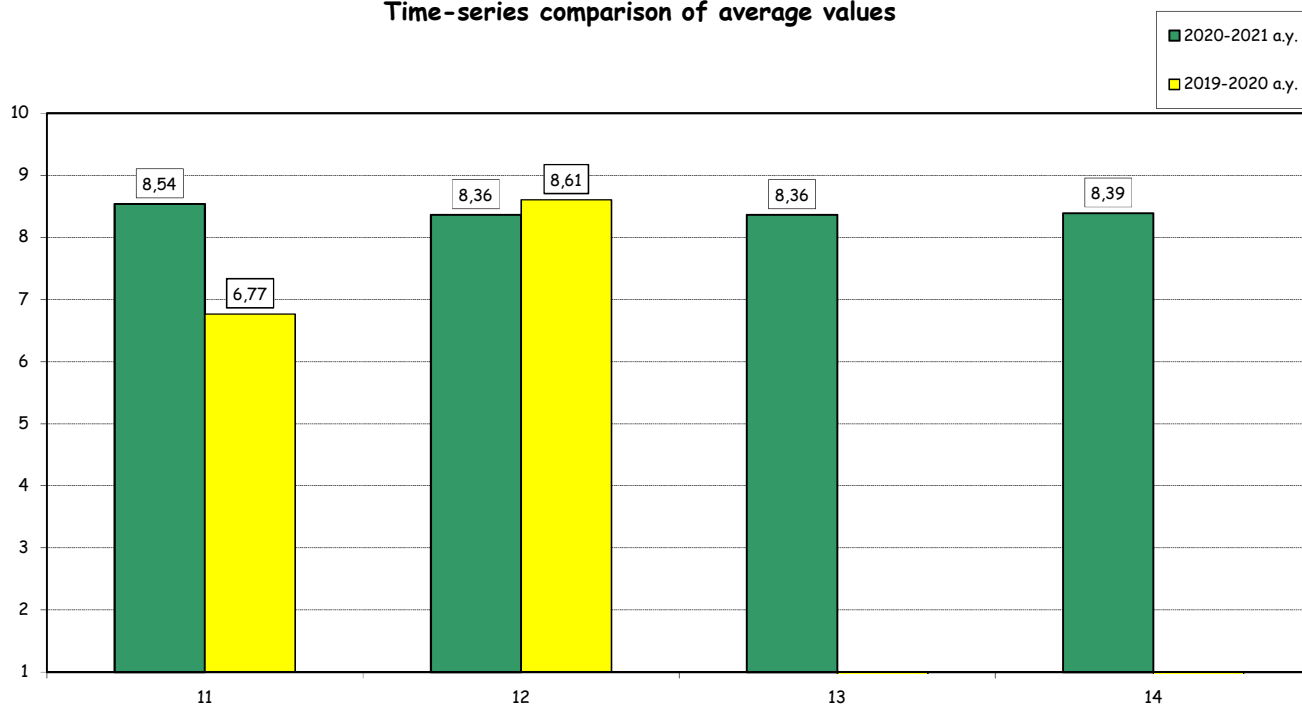
Degree programme: CYBER

N° of questionnaires processed: 322

SECTION B - TEACHING AND STUDY ACTIVITIES

Item	Answers	Strongly disagree		Disagree		Agree		Strongly agree		Total		N.A.	N.R.	Median values
		1-2		3-4-5		6-7-8		9-10						
		a.v.	%	a.v.	%	a.v.	%	a.v.	%	a.v.	%			
11	The course has been carried out in accordance with the syllabus published on the website (taking into account any changes due to the return to distance learning).	8	2,6	9	2,9	100	32,1	195	62,5	312	100,0		10	9,0
12	The supplementary activities (practice, workshops, group work, etc.), if present, have been helpful in learning the course topics.	9	3,3	13	4,8	88	32,6	160	59,3	270	100,0		52	9,0
13	The support provided by teaching assistants (if present) has been helpful in learning the course topics.	2	3,0	3	4,5	23	34,8	38	57,6	66	100,0	19	237	9,0
14	Teaching assistants (if present) are competent and helpful	2	3,1	3	4,7	23	35,9	36	56,3	64	100,0	19	239	9,0

Time-series comparison of average values



(°): Items submitted only for courses where the Teaching Assistants had clear visibility to students.

Teaching evaluation 2020-2021 a.y. - Attending Students
Graduate School

Degree programme: CYBER

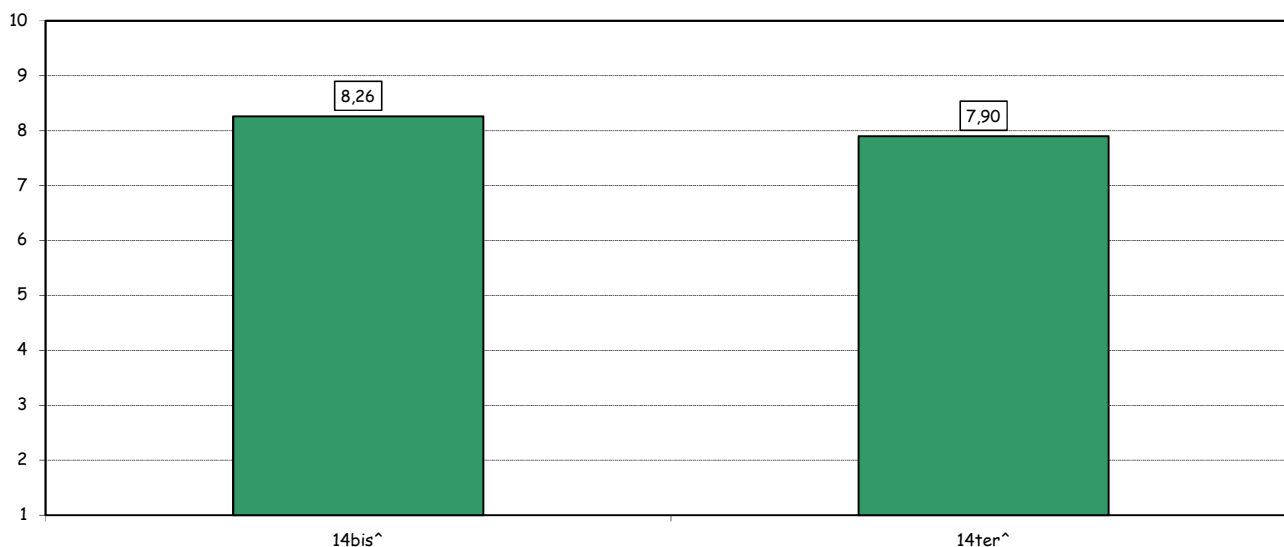
N° of questionnaires processed: 322

SECTION C - TECHNICAL ASPECTS OF TEACHING

Item		Strongly disagree		Disagree		Agree		Strongly agree		Total		N.A.	Median Values
		1-2		3-4-5		6-7-8		9-10		a.v.	%		
		a.v.	%	a.v.	%	a.v.	%	a.v.	%				
14bis[^]	The electronic platform BlackBoard used to support teaching worked well during the semester.	9	3,2	7	2,5	121	42,9	145	51,4	282	100,0	40	8,0
14ter[^]	The electronic platform BlackBoard makes remote interaction with the instructor easy and effective	11	4,0	15	5,4	131	47,1	121	43,5	278	100,0	44	8,0

Comparison of average values

■ 2020-2021 a.y.



([^]): item added for the first time in the academic year 2020-21.

Teaching evaluation 2020-2021 a.y. - Attending Students

Graduate School

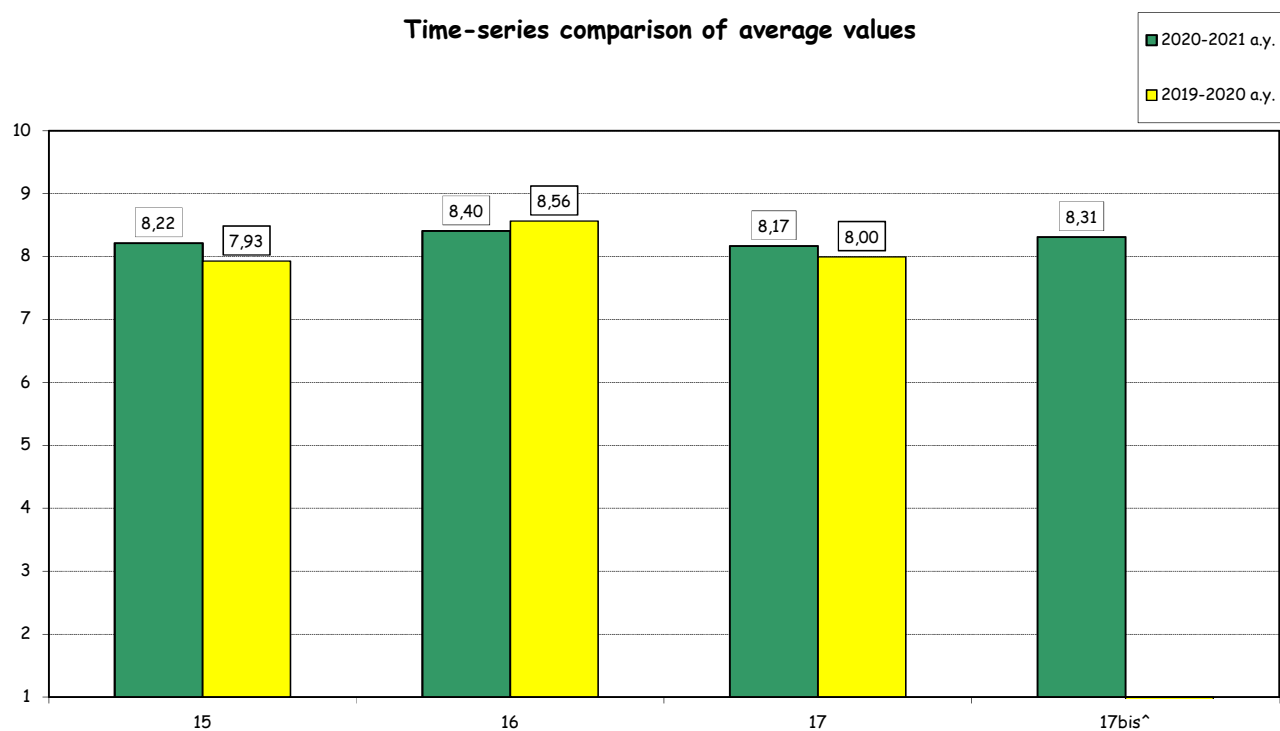
Degree programme: CYBER

N° of questionnaires processed: 322

SECTION D - OVERALL ASSESSMENT

Item		Strongly disagree		Disagree		Agree		Strongly agree		Total		N.A.	Median Values
		1-2		3-4-5		6-7-8		9-10		a.v.	%		
		a.v.	%	a.v.	%	a.v.	%	a.v.	%				
15	The overall quality of teaching is satisfactory.	9	2,8	16	5,0	122	38,1	173	54,1	320	100,0	2	9,0
16	I am interested in the course topics.	5	1,6	20	6,3	108	33,9	186	58,3	319	100,0	3	9,0
17	Overall I am satisfied with the way the course has been carried out.	10	3,1	17	5,3	130	40,6	163	50,9	320	100,0	2	9,0
17bis ^A	The use of online and/or blended teaching methods has been effective in learning the course topics.	4	1,4	23	8,3	92	33,3	157	56,9	276	100,0	46	8,0

Time-series comparison of average values



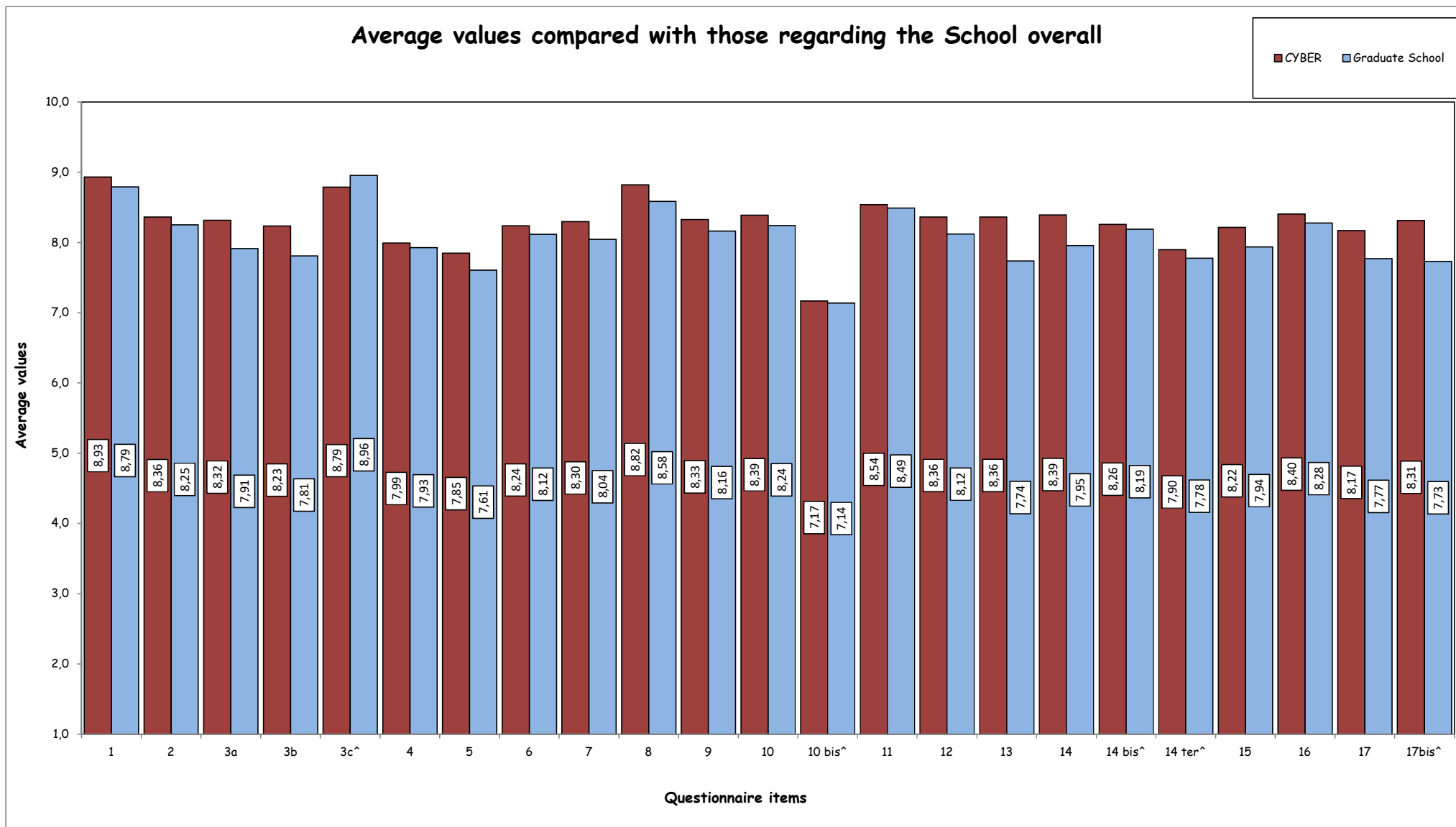
([^]): item added for the first time in the academic year 2020-21.

Teaching evaluation 2020-2021 a.y. - Attending Students

Graduate School

Degree programme: CYBER

N° of questionnaires processed: 322



(^): item added for the first time in the academic year 2020-21.

Teaching evaluation a.y. 2020-2021 - Non Attending Students

Graduate School

Degree programme: CYBER

N° of questionnaires processed: 38

2. EVALUATION OF NOT ATTENDING STUDENTS*

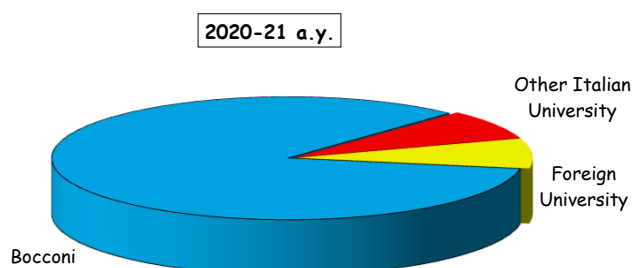
STUDENT INFORMATION

Year of study

	Questionnaires processed		Questionnaires processed/students enrolled	
	a.v.	%	2020-21	2019-20
1°	28	73,7	8,4	2,7
2°	10	26,3	5,0	0,0
TOTAL	38	100,0	7,2	2,7

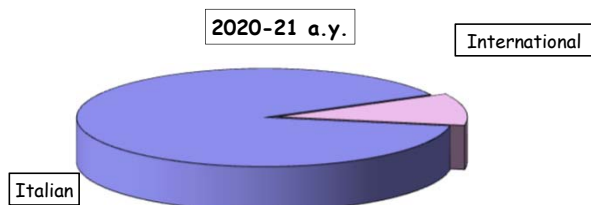
University of the undergraduate program

	a.v.	%	
		2019-20	2018-19
Bocconi	32	84,2	69,0
Other Italian University	3	7,9	16,0
Foreign University	3	7,9	15,0
TOTAL	38	100,0	100,0
N.R.	0		



Secondary School Background

	a.v.	%	
		2020-21	2019-20
Italian	34	89,5	100,0
International	4	10,5	0,0
TOTAL	38	100,0	100,0



(*): This section summarizes the statistical results of evaluations given by students who declared (in the classroom or remote survey) an attendance of less than 50% of the course lessons.

Teaching evaluation a.y. 2020-2021 - Non Attending Students

Graduate School

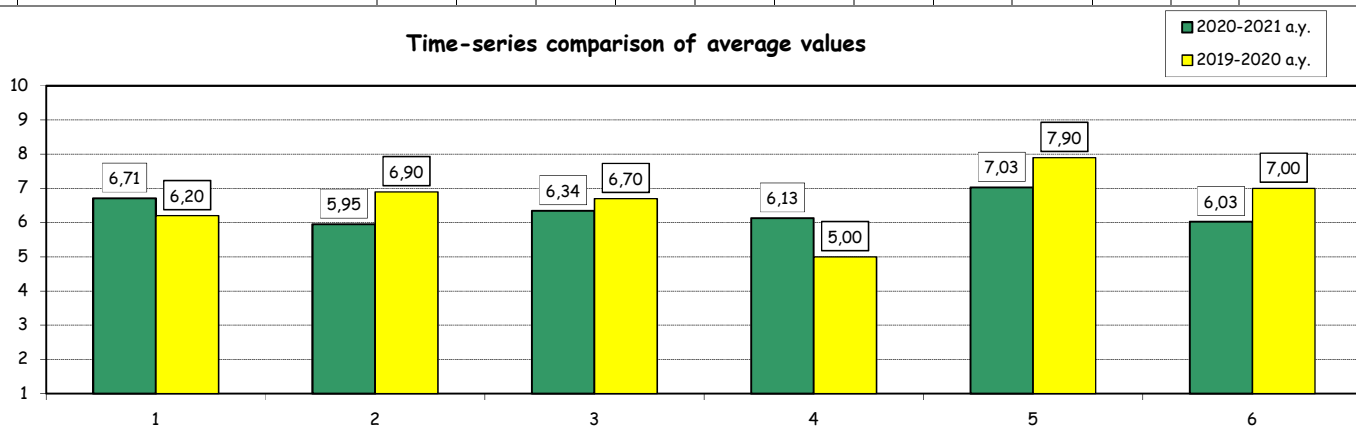
Degree programme: CYBER

N° of questionnaires processed: 38

EVALUATIONS

Item		Strongly disagree		Disagree		Agree		Strongly agree		Total		N.A.	Median Values
		1-2		3-4-5		6-7-8		9-10					
		a.v.	%	a.v.	%	a.v.	%	a.v.	%	a.v.	%		
1	Your prior academic knowledge was sufficient for understanding the topics covered in the course and included in the examination program.	2	5,3	6	15,8	23	60,5	7	18,4	38	100,0	0	7,0
2	The workload required for this course is appropriate compared to the number of credits allocated to it.	5	13,2	9	23,7	19	50,0	5	13,2	38	100,0	0	6,0
3	The course material and recommended reading list are adequate (useful/complete) for the study of the course subject.	2	5,3	6	15,8	27	71,1	3	7,9	38	100,0	0	6,5
4	The exam rules and procedures have been explained clearly.	6	15,8	7	18,4	18	47,4	7	18,4	38	100,0	0	6,5
5	The instructor is available for clarifications and explanations (even remotely)	5	13,5	3	8,1	15	40,5	14	37,8	37	100,0	1	7,5
6	I am interested in the course topics.	7	18,4	5	13,2	19	50,0	7	18,4	38	100,0	0	7,0

Time-series comparison of average values



Average values compared with those regarding students who declared an attendance of more than 50% of the lessons

