

VALUTAZIONE DELLA DIDATTICA

**CORSO DI LAUREA IN
CYBER RISK STRATEGY AND
GOVERNANCE
A.A. 2019-2020**

Teaching evaluation 2019-2020 a.y. - Attending Student

Graduate School

Degree programme: CYBER

N° of questionnaires processed: 249

1. EVALUATION OF ATTENDING STUDENTS*

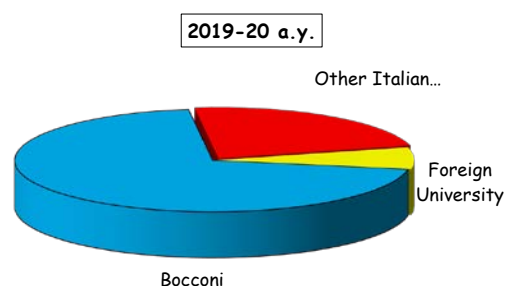
STUDENT INFORMATION

Year of study

	Questionnaires processed		Questionnaires processed/students enrolled	
	a.v.	%	2019-20	2018-19
1°	249	100,0	67,8	0,0
2°	0	0,0	0,0	0,0
TOTAL	249	100,0	67,8	0,0
N.R.	0			


University of the undergraduate program

	a.v.	% 2019-20
Bocconi	175	70,3
Other Italian University	57	22,9
Foreign University	17	6,8
TOTAL	249	100,0
N.R.	0	



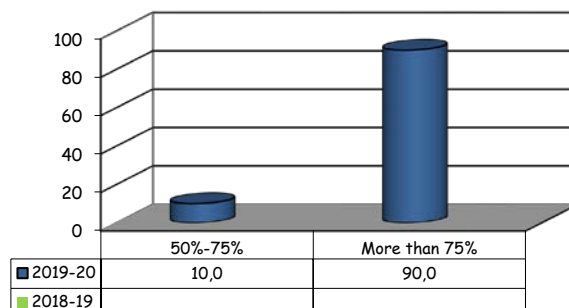
Nationality

	a.v.	% 2019-20
Italian	206	82,7
Non-Italian	43	17,3
TOTAL	249	100,0
N.R.	0	



Percentage of lessons attended (as declared by the student)

	a.v.	% 2019-20
50%-75%	25	10,0
More than 75%	224	90,0
TOTAL	249	100,0
N.R.	0	



(*): This section summarizes the statistical results of evaluations given by students who declared (in the classroom or remote survey) an attendance of more than 50% of the course lessons.

Teaching evaluation 2019-2020 a.y. - Attending Student

Graduate School

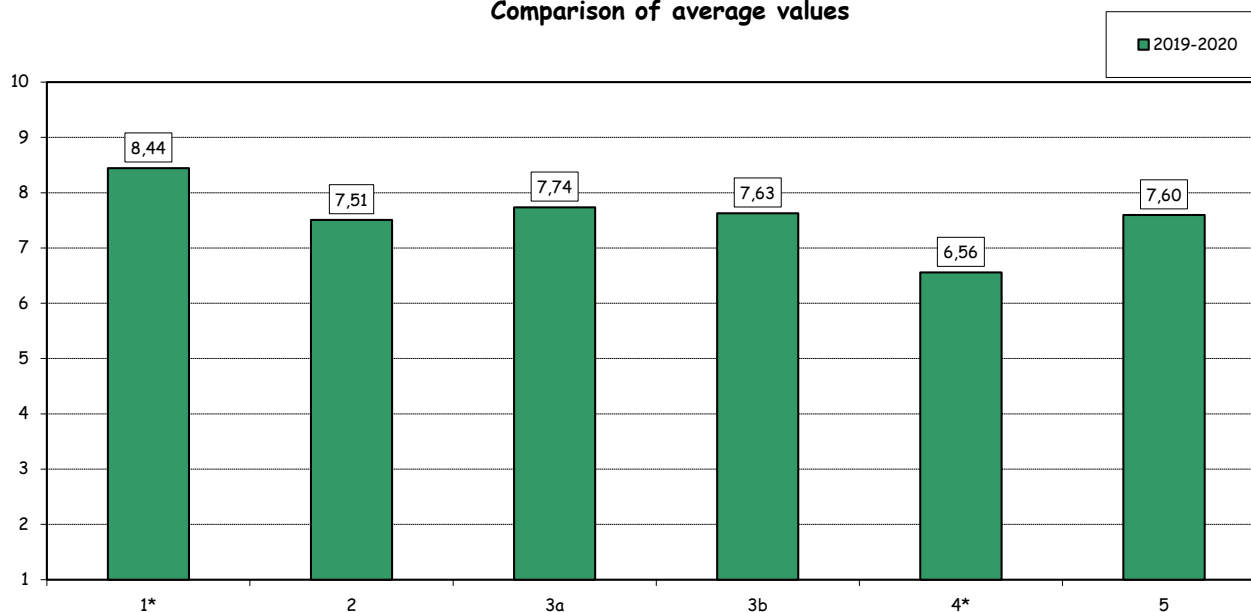
Degree programme: CYBER

N° of questionnaires processed: 249

SECTION A - ORGANISATION OF THE COURSE

Item		Strongly disagree		Disagree		Agree		Strongly agree		Total		N.R.	Median Values
		1-2		3-4-5		6-7-8		9-10		a.v.	%		
		a.v.	%	a.v.	%	a.v.	%	a.v.	%				
1*	The schedule of lectures, practice and any other teaching activities has been respected.	3	2,0	7	4,6	48	31,4	95	62,1	153	100,0	1	9,0
2	The prior academic knowledge was sufficient for understanding the topics covered in the course and included in the examination	16	6,5	23	9,3	113	45,6	96	38,7	248	100,0	1	8,0
3a	The course material and recommended reading list are clear.	5	2,0	21	8,5	127	51,4	94	38,1	247	100,0	2	8,0
3b	The course material and recommended reading list are adequate (useful/complete) for the study of the course subject.	10	4,1	20	8,1	123	50,0	93	37,8	246	100,0	3	8,0
4*	The exam rules and procedures have been explained clearly.	17	11,3	30	19,9	67	44,4	37	24,5	151	100,0	3	7,0
5	The workload required for this course is appropriate compared to the number of credits allocated to it.	6	2,4	32	13,1	110	44,9	97	39,6	245	100,0	4	8,0

Comparison of average values



(*): Items not submitted to students in the second semester survey.

Teaching evaluation 2019-2020 a.y. - Attending Student

Graduate School

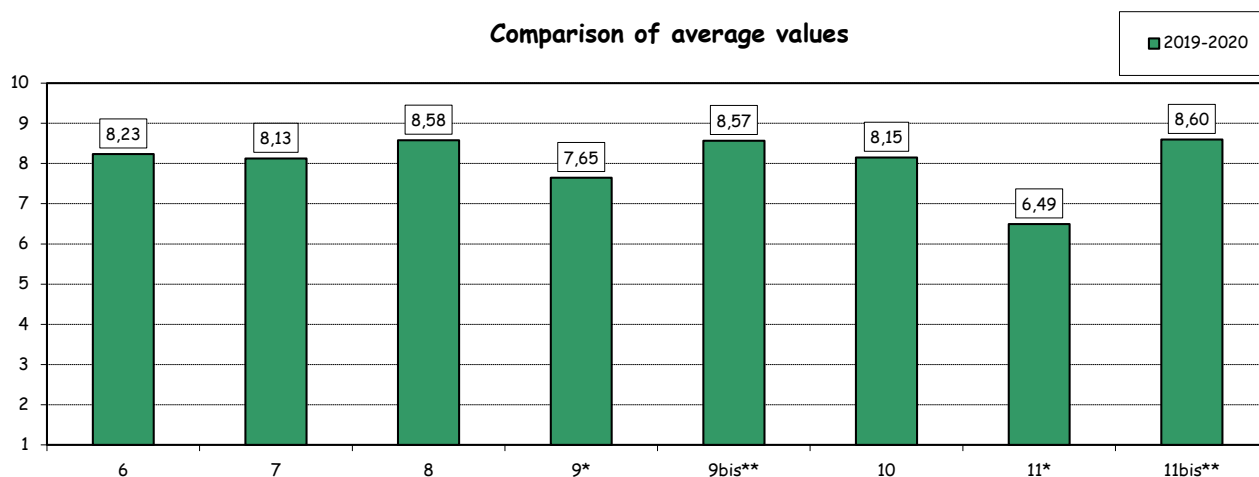
Degree programme: CYBER

N° of questionnaires processed: 389

SECTION B - TEACHING AND STUDY ACTIVITIES °

Item		Strongly disagree		Disagree		Agree		Strongly agree		Total		N.R.	Median Values
		1-2		3-4-5		6-7-8		9-10					
		a.v.	%	a.v.	%	a.v.	%	a.v.	%	a.v.	%		
6	The instructor stimulates interest in the course subject.	5	1,3	22	5,7	159	40,9	203	52,2	389	100,0	0	9,0
7	The instructor explains the topics in a clear manner.	5	1,3	24	6,2	169	43,4	191	49,1	389	100,0	0	8,0
8	The instructor is available for clarifications and explanations.	3	0,8	14	3,6	142	36,9	226	58,7	385	100,0	3	9,0
9*	The teaching activities are well organized.	6	3,4	16	8,9	97	54,2	60	33,5	179	100,0	0	8,0
9bis**	The online teaching activities were helpful in learning the course topics.	1	0,5	6	2,9	80	38,3	122	58,4	209	100,0	0	9,0
10	The instructor encouraged student's involvement and participation.	4	1,0	28	7,2	166	42,7	191	49,1	389	100,0	0	8,0
11*	The course has been carried out in accordance with the syllabus published on the website.	22	14,9	28	18,9	53	35,8	45	30,4	148	100,0	6	7,0
11bis**	The syllabus of the course was adequately updated according to the changes imposed by the transfer of teaching activities online.	1	1,1	4	4,3	32	34,0	57	60,6	94	100,0	1	9,0

Comparison of average values



(°): The first six items of this section are repeated several times in case of separate evaluation of each faculty member who taught in the courses. For this reason the total amount of answers may vary significantly from that recorded for the rest of the items.

(*): Items not submitted to students in the second semester survey.

(**): Items submitted to students only in the second semester survey

Teaching evaluation 2019-2020 a.y. - Attending Student

Graduate School

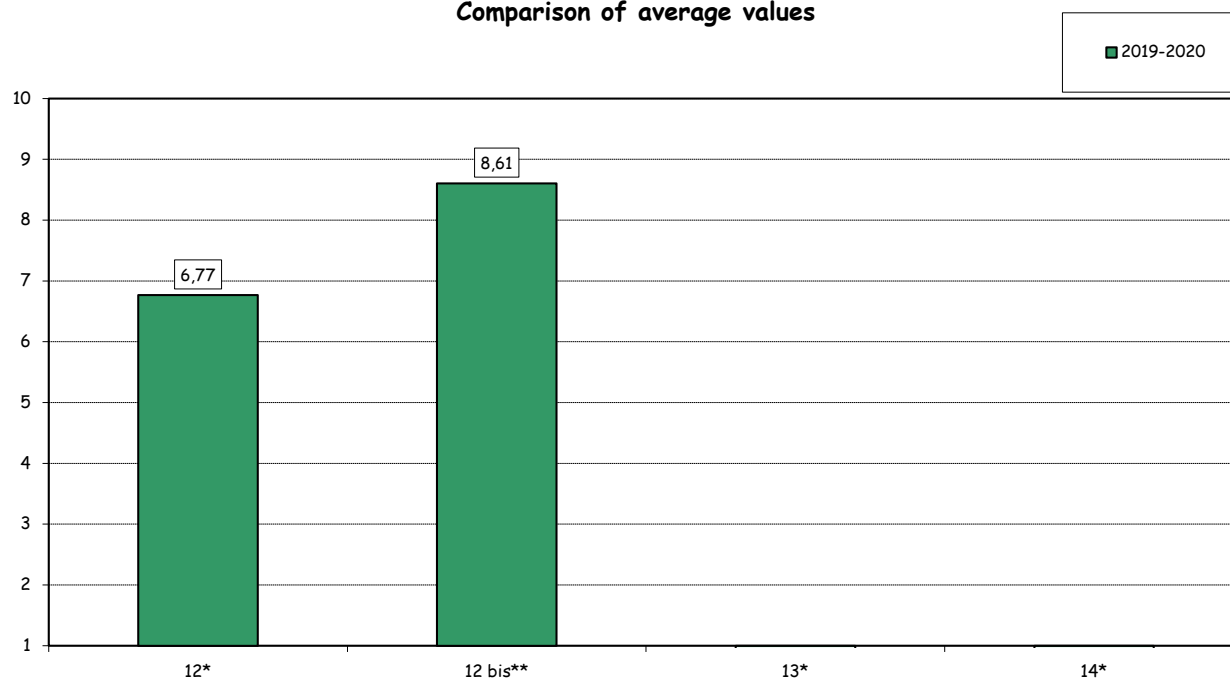
Degree programme: CYBER

N° of questionnaires processed: 249

SECTION B - TEACHING AND STUDY ACTIVITIES

Item		Strongly disagree		Disagree		Agree		Strongly agree		Total		N.A.	N.R.	Median Values
		1-2		3-4-5		6-7-8		9-10						
		a.v.	%	a.v.	%	a.v.	%	a.v.	%	a.v.	%			
12*	The supplementary activities (practice, laboratories, tutoring, etc.), if present, have been helpful in learning the course topics.	10	8,6	22	19,0	54	46,6	30	25,9	116	100,0		38	7,0
12 bis**	The electronic platform used for access to online lessons and teaching materials worked well during the semester.	1	1,1	3	3,2	30	31,9	60	63,8	94	100,0		1	9,0
13*	The support provided by teaching assistants (if present) is useful to encourage the learning of the course topics.													
14*	Teaching assistants (if present) showed to be competent and helpful.													

Comparison of average values



(*): Items not submitted to students in the second semester survey.

(**): Item submitted to students only in the second semester survey

(°): Items submitted only for courses where the Teaching Assistants had clear visibility to students.

Teaching evaluation 2019-2020 a.y. - Attending Student

Graduate School

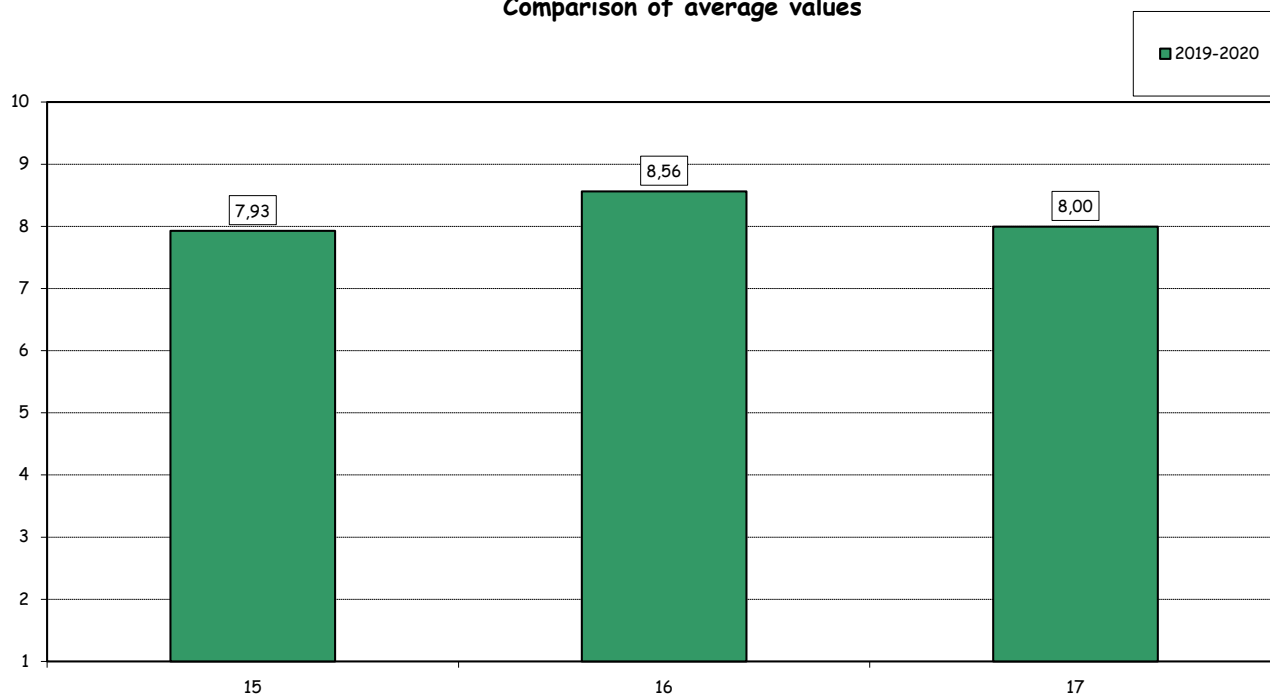
Degree programme: CYBER

N° of questionnaires processed: 249

SECTION C - OVERALL ASSESSMENT

Item		Strongly disagree		Disagree		Agree		Strongly agree		Total		N.R.	Median Values
		1-2		3-4-5		6-7-8		9-10					
		a.v.	%	a.v.	%	a.v.	%	a.v.	%	a.v.	%		
15	The overall quality of teaching is satisfactory.	5	2,0	17	6,8	115	46,2	112	45,0	249	100,0	0	8,0
16	I am interested in the course topics.	1	0,4	10	4,0	94	38,1	142	57,5	247	100,0	2	9,0
17	Overall I am satisfied with the way the course has been carried out.	5	2,0	14	5,6	114	46,0	115	46,4	248	100,0	1	8,0

Comparison of average values

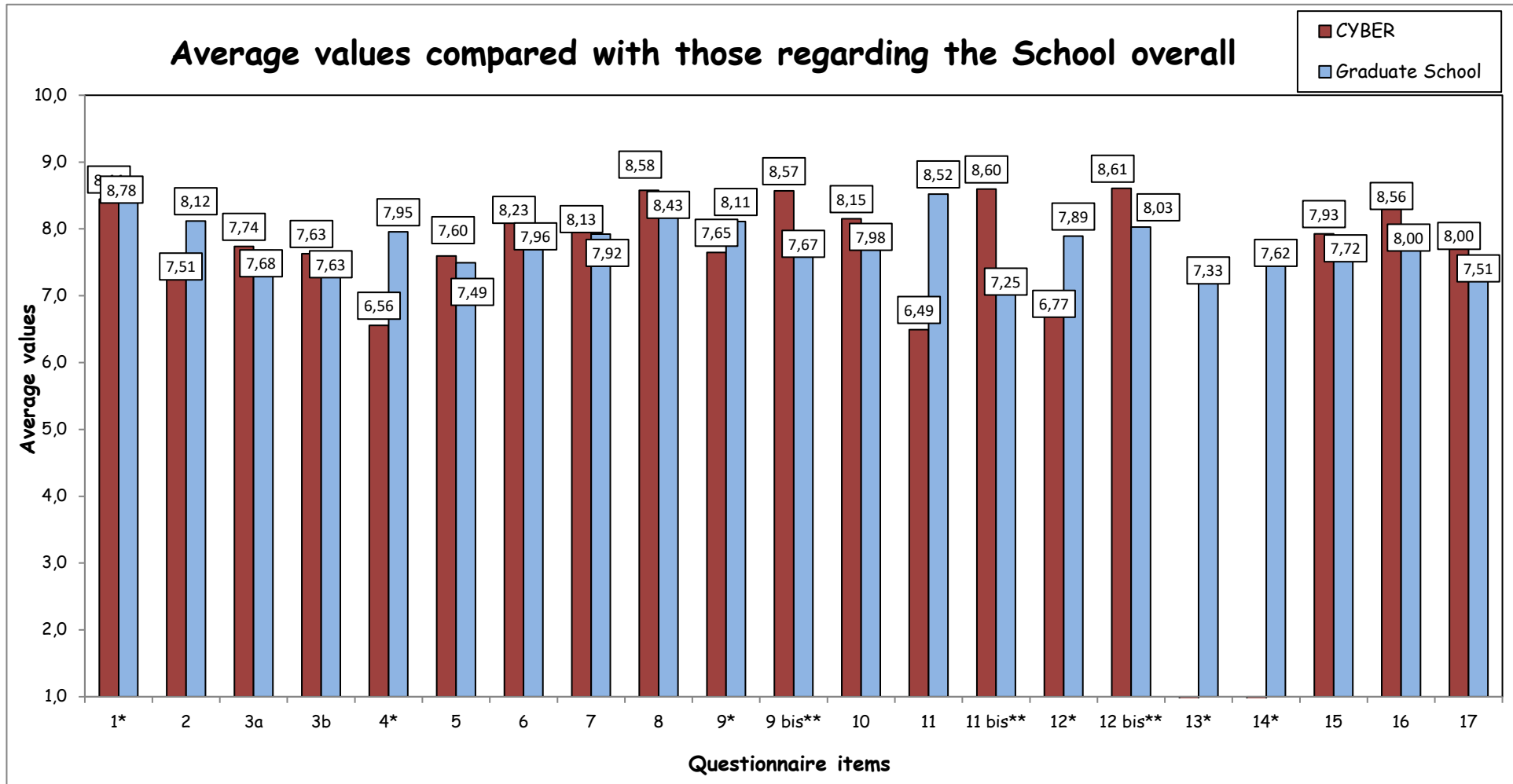


Teaching evaluation 2019-2020 a.y. - Attending Student

Graduate School

Degree programme: CYBER

N° of questionnaires processed: 249



(*): Items not submitted to students in the second semester survey.

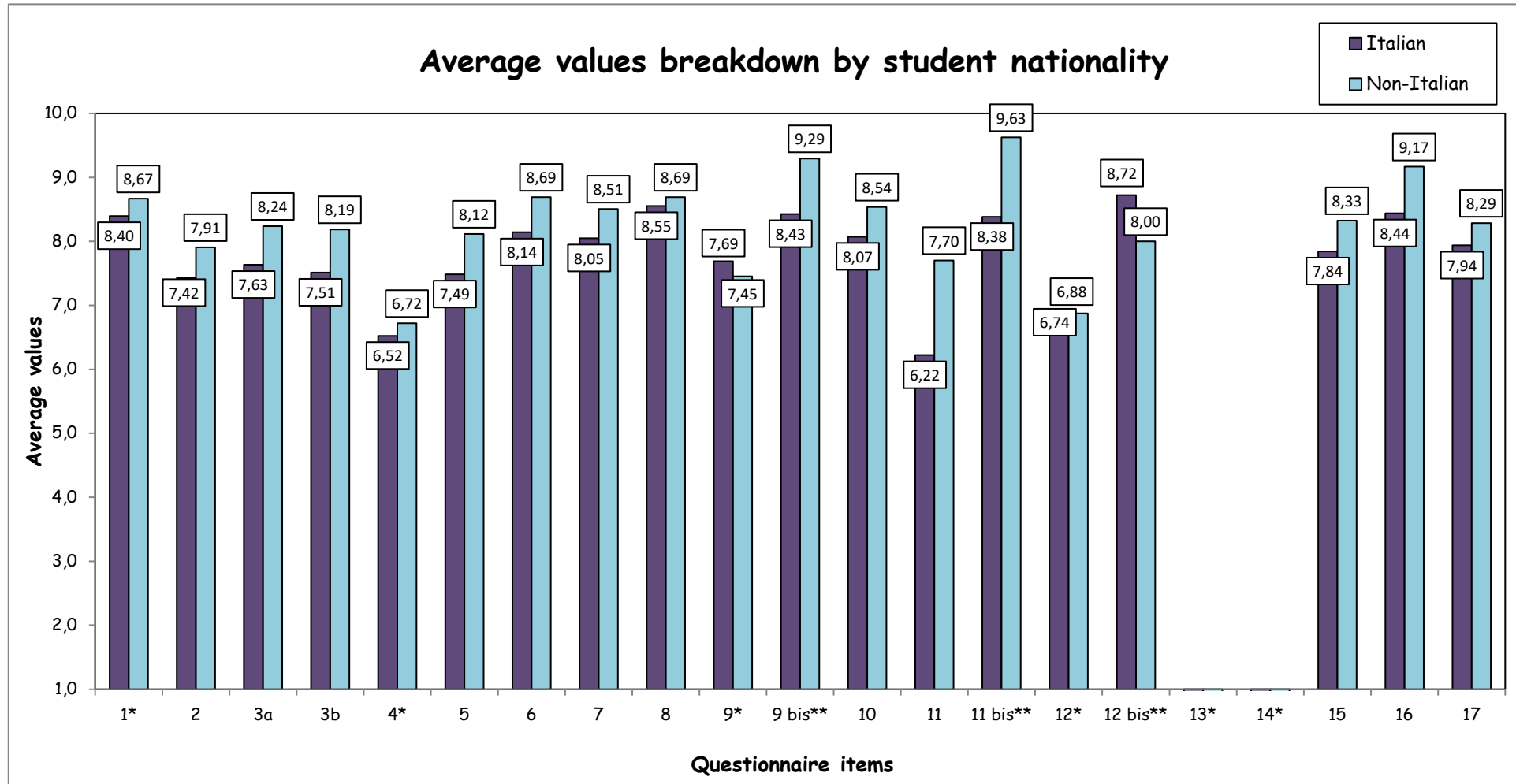
(**): Items submitted to students only in the second semester survey

Teaching evaluation 2019-2020 a.y. - Attending Student

Graduate School

Degree programme: CYBER

N° of questionnaires processed: 249



(*): Items not submitted to students in the second semester survey.

(**): Items submitted to students only in the second semester survey

Teaching evaluation 2019-2020 a.y. - Non Attending Student

Graduate School

Degree programme: CYBER

N° of questionnaires processed: 0

2. EVALUATION OF NOT ATTENDING STUDENTS*

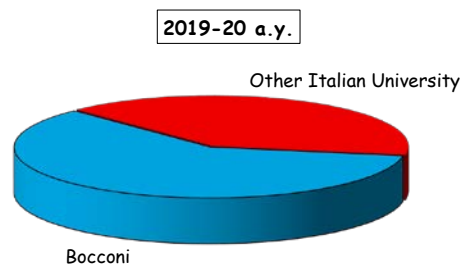
STUDENT INFORMATION

Year of study

	Questionnaires processed		Questionnaires processed/students enrolled	
	a.v.	%	2019-20	2018-19
1°	10	100,0	2,7	0,0
2°				
TOTAL	10	100,0	2,7	0,0
N.R.	0			


University of the undergraduate program

	a.v.	%
		2019-20
Bocconi	6	60,0
Other Italian University	4	40,0
Foreign University	0	0,0
TOTAL	10	100,0
N.R.	0	



Nazionalità

	v.a.	%
		2019-20
Italian	10	100,0
Non-Italian	0	0,0
TOTAL	10	100,0
N.R.	0	



(*): This section summarizes the statistical results of evaluations given by students who declared (in the classroom or remote survey) an attendance of less than 50% of the course lessons.

Teaching evaluation 2019-2020 a.y. - Non Attending Student

Graduate School

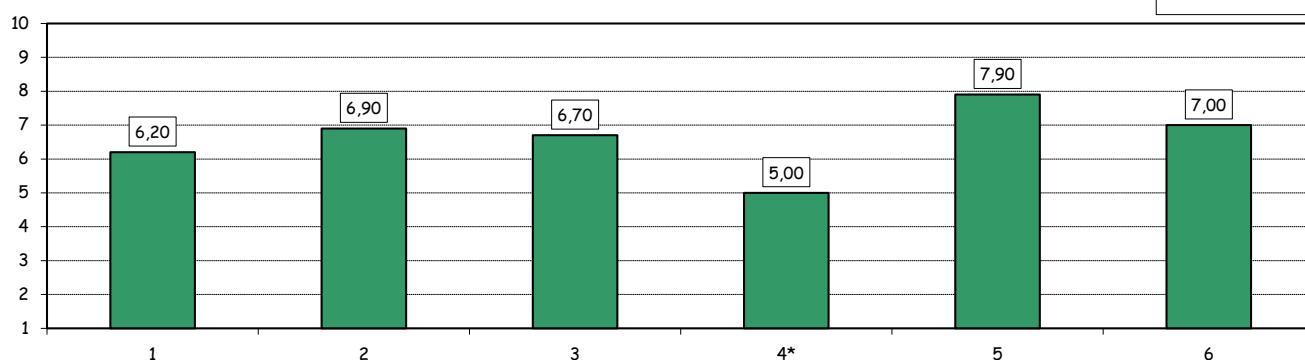
Degree programme: CYBER

N° of questionnaires processed: 0

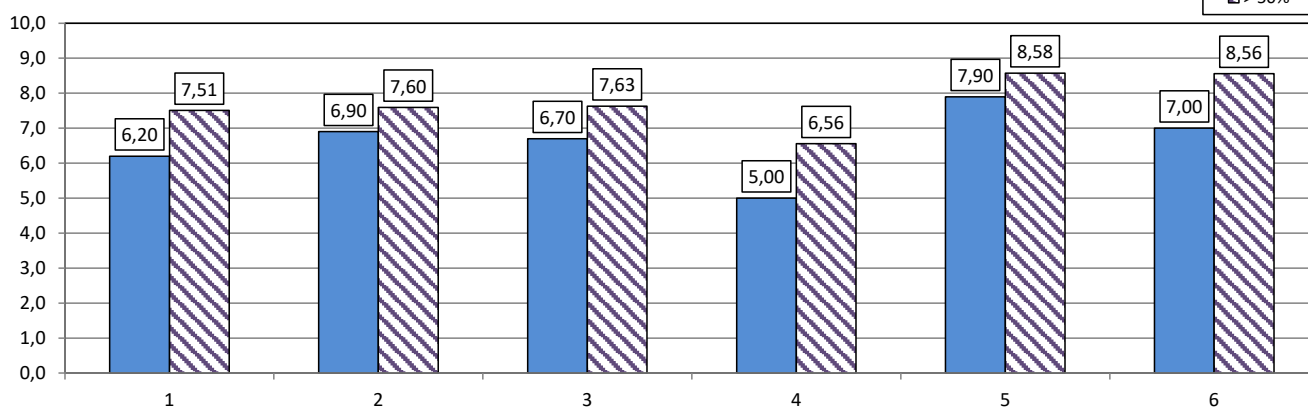
EVALUATIONS

Item	Answers	Strongly disagree		Disagree		Agree		Strongly agree		Total		N.R.	Median Values
		1-2		3-4-5		6-7-8		9-10		a.v.	%		
		a.v.	%	a.v.	%	a.v.	%	a.v.	%				
1	The prior knowledge were sufficient for understanding the topics included in the exam program.	0	0,0	5	50,0	3	30,0	2	20,0	10	100,0	0	5,5
2	The workload required for this course is appropriate compared to the number of credits allocated to it.	0	0,0	3	30,0	5	50,0	2	20,0	10	100,0	0	7,0
3	The course material and readings (indicated and available) are adequate (useful/complete) for the study of the course subject.	0	0,0	2	20,0	6	60,0	2	20,0	10	100,0	0	6,5
4*	The exam rules and procedures have been described clearly.	0	0,0	3	75,0	1	25,0	0	0,0	4	100,0	0	4,5
5	The instructor is available for clarifications and explanations.	0	0,0	2	20,0	3	30,0	5	50,0	10	100,0	0	8,5
6	I am interested in the course topics.	1	10,0	1	10,0	6	60,0	2	20,0	10	100,0	0	8,0

Comparison of average values



Average values compared with those regarding students who declared an attendance of more than 50% of the lessons



(*): item not submitted to students in the second semester survey.