

## TEACHING EVALUATION

BACHELOR OF SCIENCE IN  
**ECONOMIA E MANAGEMENT PER ARTE,  
CULTURA E COMUNICAZIONE**  
2022-23 a.y.



## Teaching evaluation 2022-2023 a.y.- Attending Students

### Undergraduate School

Degree programme: CLEACC

N° of questionnaires processed: 4394

## 1. EVALUATION OF ATTENDING STUDENTS\*

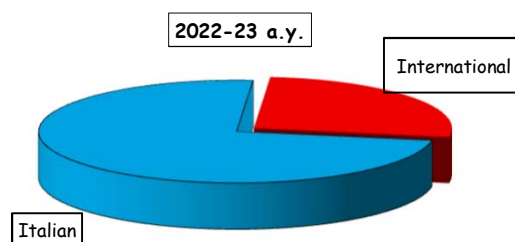
### STUDENT INFORMATION

#### Year of study

	Questionnaires processed		Questionnaires processed/students	
	a. v.	%	2022-23	2021-22
1°	1.556	35,4	78,5	43,9
2°	1.679	38,2	66,1	38,4
3°	1.159	26,4	53,2	28,3
TOTAL	4.394	100,0	65,6	37,3

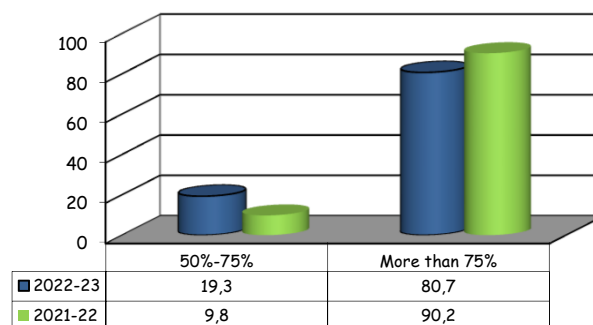
#### Secondary School Background

	a. v.	%	
		2022-23	2021-22
Italian	3.229	73,6	82,5
International	1.161	26,4	17,5
TOTAL	4.390	100,0	100,0
N.R.	4		



#### Percentage of lessons attended (as declared by the student)

	a. v.	%	
		2022-23	2021-22
50%-75%	849	19,3	9,8
More than 75%	3.545	80,7	90,2
TOTAL	4.394	100,0	100,0



(\*): This section summarizes the statistical results of evaluations given by students who declared (in the classroom or remote survey) an attendance of more than 50% of the course lessons.

## Teaching evaluation 2022-2023 a.y. - Attending Students

### Undergraduate School

Degree programme: CLEACC

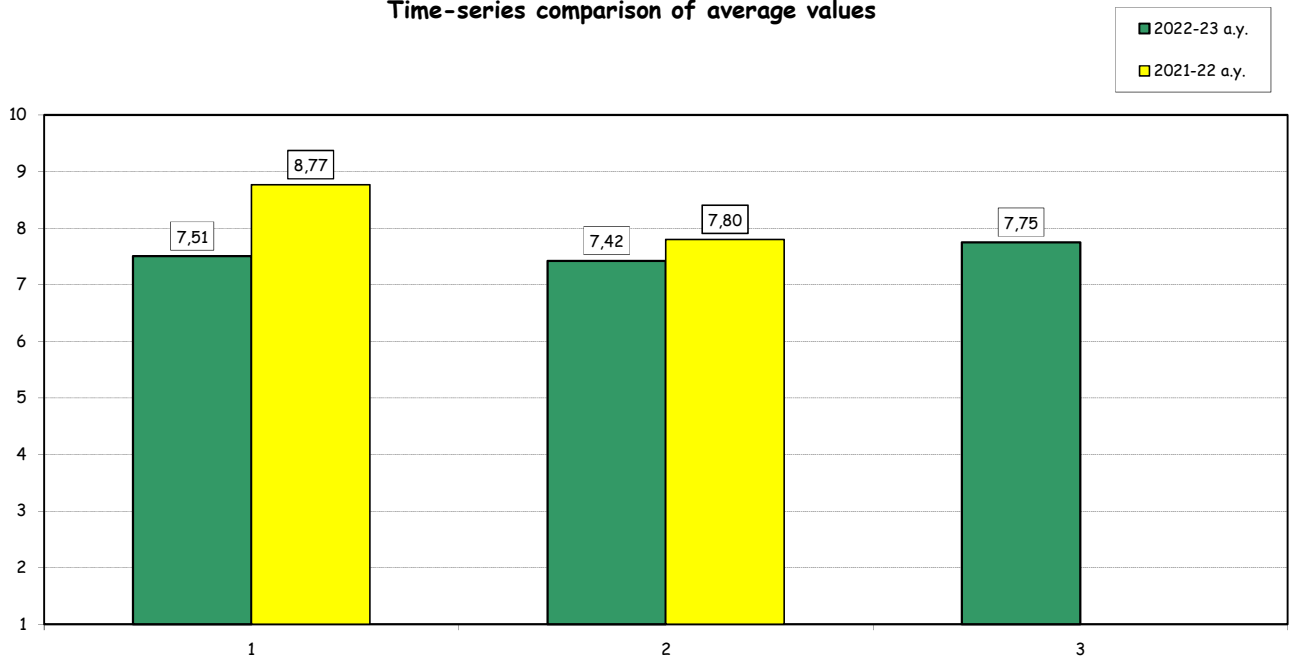
N° of questionnaires processed: 4394

## 2. OVERALL SCHOOL EVALUATIONS

### SECTION A - SUMMARY ASSESSMENT

Item		Answers		Strongly disagree		Disagree		Agree		Strongly agree		Total		N.A.	Median Values
		1-2		3-4-5		6-7-8		9-10							
		a.v.	%	a.v.	%	a.v.	%	a.v.	%	a.v.	%				
1	I am interested in the course topics.	134	3,1	498	11,4	2250	51,3	1500	34,2	4382	100,0	12	7,0		
2	Overall, I am satisfied with the way the course has been carried out.	138	3,2	528	12,1	2238	51,5	1443	33,2	4347	100,0	47	7,0		
3	The teaching activity is satisfactory.°	152	2,5	601	9,7	2893	46,7	2549	41,1	6195	100,0	8	8,0		

**Time-series comparison of average values**



(°): The item is repeated as many times as the number of instructors evaluated within each course. For this reason the total amount of answers may vary significantly from that recorded for the rest of the items.

Teaching evaluation 2022-2023 a.y. - Attending Students

Undergraduate School

Degree programme: CLEACC

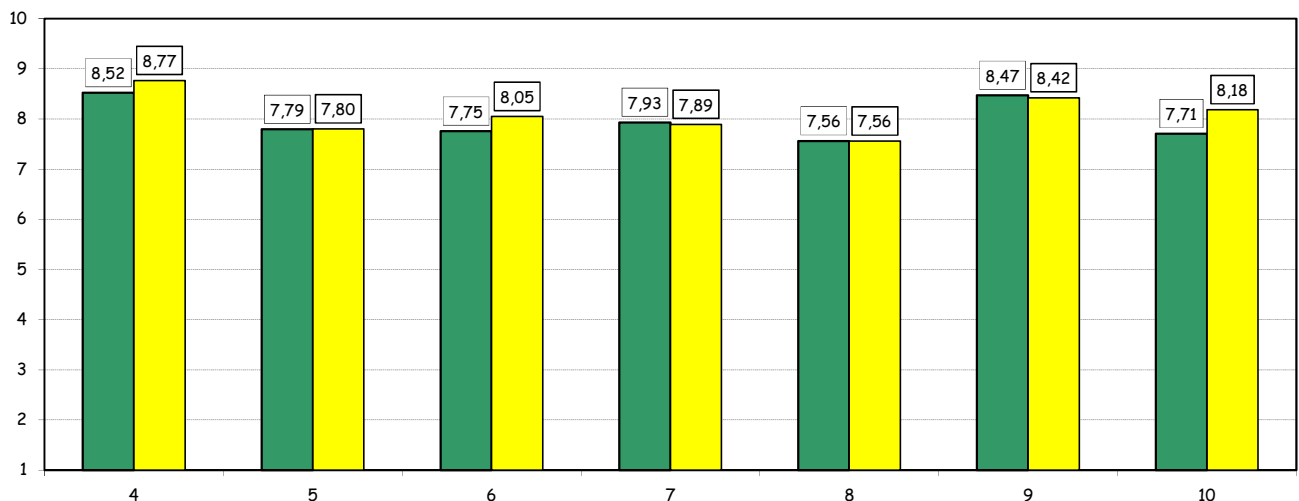
N° of questionnaires processed: 4394

SECTION B - COURSE ORGANISATION

Item	Answers	Strongly disagree		Disagree		Agree		Strongly agree		Total		N.A.	Median Values
		1-2		3-4-5		6-7-8		9-10		a.v.	%		
		a.v.	%	a.v.	%	a.v.	%	a.v.	%				
4	The schedule of lectures, practice and any other teaching activities has been respected.	48	1,1	166	3,8	1586	36,4	2561	58,7	4361	100,0	33	8,0
5	The prior academic knowledge was adequate for understanding the topics covered in the course and included in the examination program.	110	2,5	422	9,7	1962	45,1	1853	42,6	4347	100,0	47	8,0
6	The course material is adequate (useful/complete) for the study of the course subject.	103	2,4	418	9,6	2095	48,2	1733	39,8	4349	100,0	45	8,0
7	The exam rules and procedures have been explained clearly.	101	2,3	365	8,4	1845	42,5	2026	46,7	4337	100,0	57	8,0
8	The workload required for this course is appropriate compared to the number of credits allocated to it.	136	3,1	507	11,7	2046	47,3	1639	37,9	4328	100,0	66	7,0
9	The course has been carried out in accordance with the syllabus published on the website.	49	1,1	161	3,7	1616	37,4	2495	57,7	4321	100,0	73	8,0
10	The supplementary activities (practice, workshops, group work, etc.), if present, have been helpful in learning the course topics.	131	3,3	395	9,8	1871	46,5	1628	40,4	4025	100,0	369	7,0

Time-series comparison of average values

■ 2022-23 a.y.  
■ 2021-22 a.y.



Teaching evaluation 2022-2023 a.y. - Attending Students

Undergraduate School

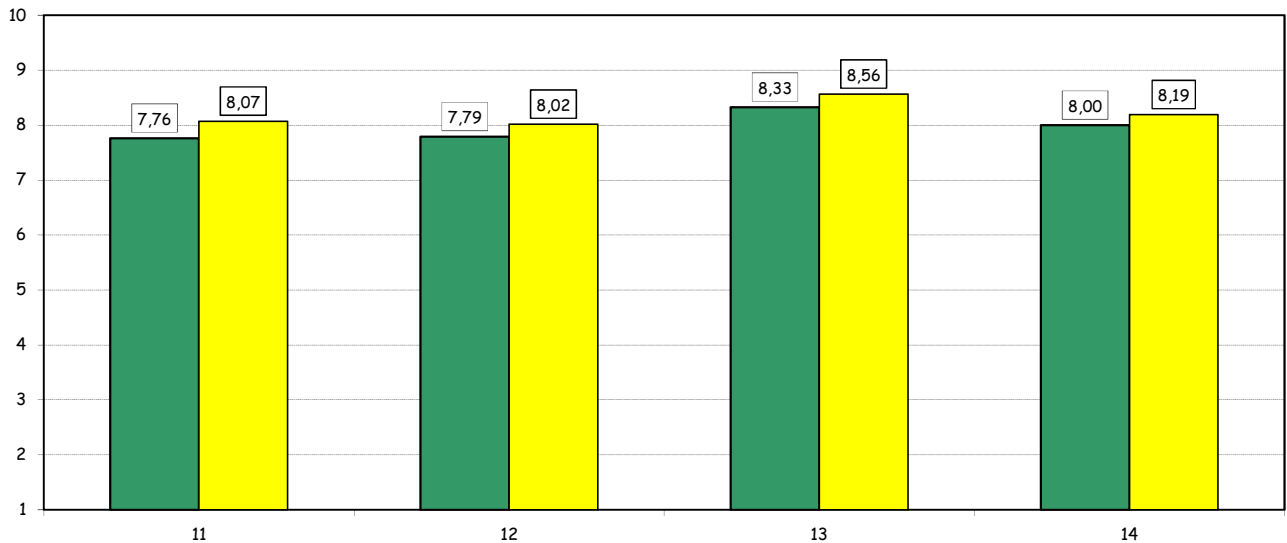
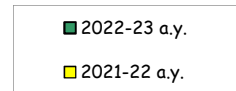
Degree programme: CLEACC

N° of questionnaires processed: 6203

SECTION C - TEACHING ACTIVITIES°

Item	Answers	Strongly disagree		Disagree		Agree		Strongly agree		Total		N.A.	Median Values
		1-2		3-4-5		6-7-8		9-10		a.v.	%		
		a.v.	%	a.v.	%	a.v.	%	a.v.	%				
11	The instructor stimulates interest in the course subject.	183	3,0	620	10,1	2705	44,1	2631	42,9	6139	100,0	64	8,0
12	The instructor explains the topics in a clear manner.	179	2,9	581	9,5	2729	44,6	2636	43,0	6125	100,0	78	8,0
13	The instructor is available for clarifications and explanations (even remotely)	75	1,2	309	5,1	2439	40,0	3277	53,7	6100	100,0	103	9,0
14	The instructor encouraged interaction during the lessons.	120	2,0	475	7,8	2651	43,3	2878	47,0	6124	100,0	79	8,0

Time-series comparison of average values



(°): The item is repeated as many times as the number of instructors evaluated within each course. For this reason the total amount of answers may vary significantly from that recorded for the rest of the items.

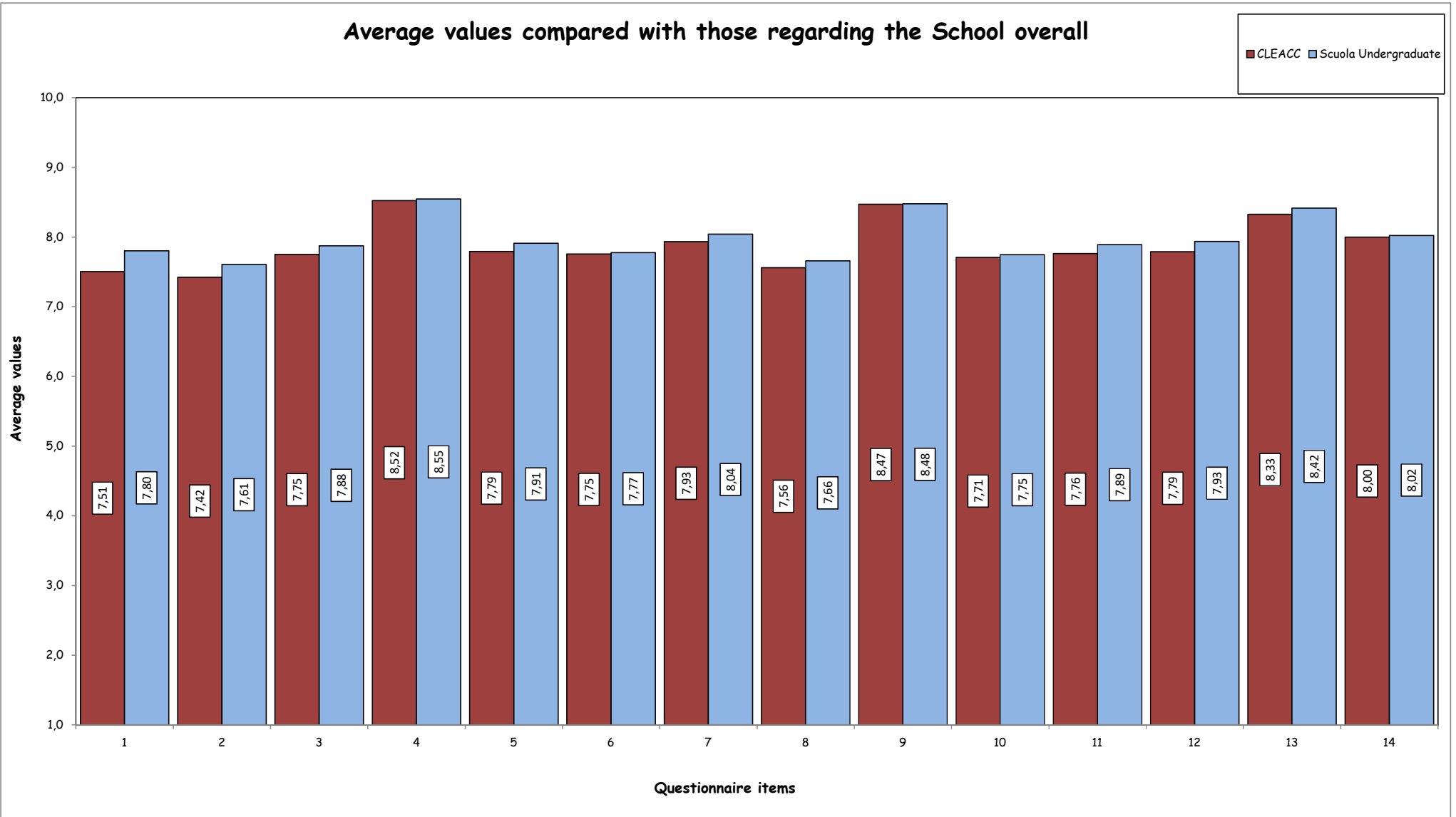
Teaching evaluation 2022-2023 a.y.- Attending Students

Undergraduate School

Degree programme: CLEACC

N° of questionnaires processed: 4394

Average values compared with those regarding the School overall



## Teaching evaluation a.y. 2022-2023 - Non Attending Students

### Undergraduate School

Degree programme: CLEACC

N° of questionnaires processed: 1089

## 2. EVALUATION OF NOT ATTENDING STUDENTS\*

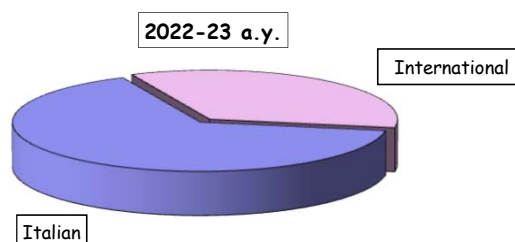
### STUDENT INFORMATION

#### Year of study

	Questionnaires processed		Questionnaires processed/students enrolled	
	a.v.	%	2022-23	2021-22
1°	155	14,2	7,8	6,5
2°	287	26,4	11,3	6,3
3°	647	59,4	29,7	6,5
TOTAL	1.089	40,6	16,3	6,4

#### Secondary School Background

	a.v.	%	
		2022-23	2021-22
Italian	710	65,4	66,8
International	375	34,6	33,2
TOTAL	1.085	100,0	100,0
NR	4		



(\*): This section summarizes the statistical results of evaluations given by students who declared (in the classroom or remote survey) an attendance of less than 50% of the course lessons.

## Teaching evaluation a.y. 2022-2023 - Non Attending Students

### Undergraduate School

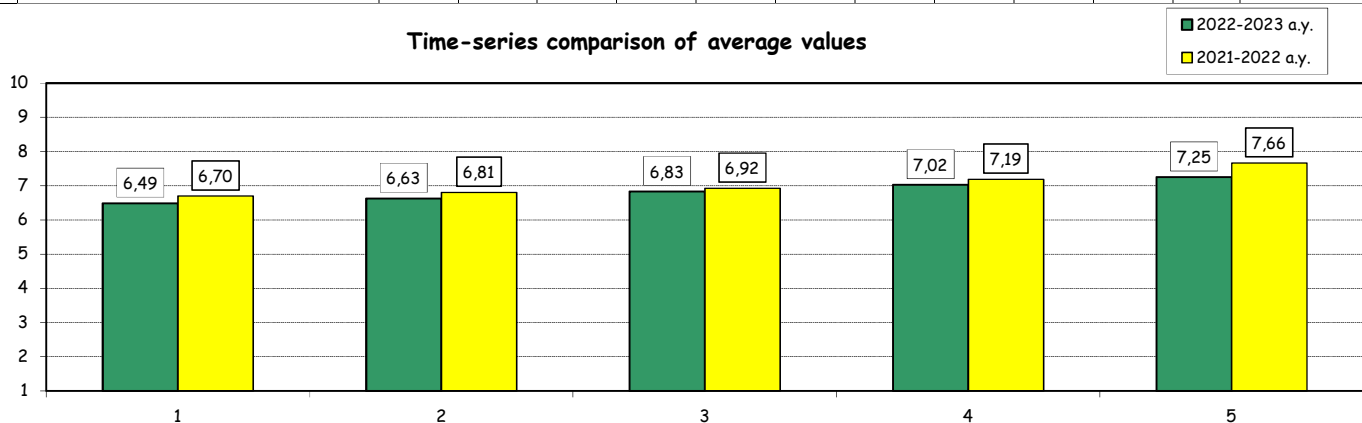
Degree programme: CLEACC

N° of questionnaires processed: 1089

### EVALUATIONS

Item		Strongly disagree		Disagree		Agree		Strongly agree		Total		N.A.	Median Values
		1-2		3-4-5		6-7-8		9-10					
		a.v.	%	a.v.	%	a.v.	%	a.v.	%	a.v.	%		
1	Your prior academic knowledge was sufficient for understanding the topics covered in the course and included in the examination program.	73	9,6	138	18,2	396	52,2	152	20,0	759	100,0	330	7,0
2	The workload required for this course is appropriate compared to the number of credits allocated to it.	54	7,2	141	18,9	396	53,2	154	20,7	745	100,0	344	7,0
3	The course material and recommended reading list are adequate (useful/complete) for the study of the course subject.	44	5,9	118	15,9	410	55,3	170	22,9	742	100,0	347	7,0
4	The exam rules and procedures have been explained clearly.	52	7,1	99	13,4	373	50,6	213	28,9	737	100,0	352	7,0
5	The instructor is available for clarifications and explanations (even remotely)	39	5,5	78	10,9	375	52,4	223	31,2	715	100,0	374	8,0

**Time-series comparison of average values**



**Average values compared with those regarding students who declared an attendance of more than 50% of the lessons**

