

**TEACHING EVALUATION**

**BACHELOR OF SCIENCE IN  
INTERNATIONAL POLITICS AND  
GOVERNMENT  
2021-22 a.y.**



## Teaching evaluation 2021-2022 a.y.- Attending Students

### Undergraduate School

Degree programme: BIG

N° of questionnaires processed: 988

## 1. EVALUATION OF ATTENDING STUDENTS\*

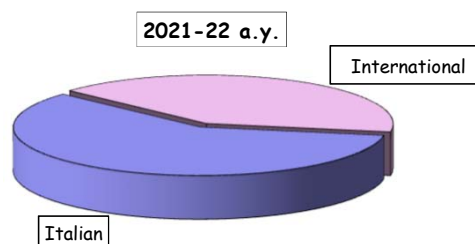
### STUDENT INFORMATION

#### Year of study

	Questionnaires processed		Questionnaires processed/students	
	a.v.	%	2021-22	2020-21
1°	489	49,5	50,7	38,1
2°	317	32,1	35,4	39,0
3°	182	18,4	29,1	26,9
TOTAL	988	100,0	39,8	34,3

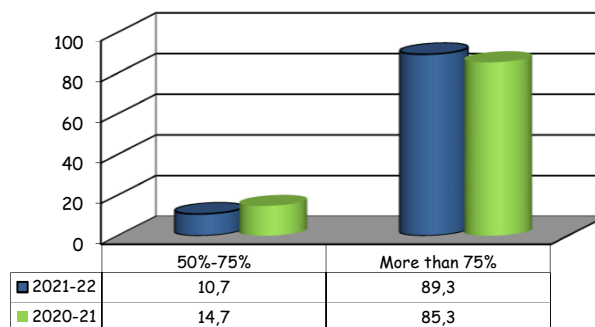
#### Secondary School Background

	a.v.	%	
		2021-22	2020-21
Italian	584	59,1	70,2
International	404	40,9	29,8
TOTAL	988	100,0	100,0



#### Percentage of lessons attended (as declared by the student)

	a.v.	%	
		2021-22	2020-21
50%-75%	106	10,7	14,7
More than 75%	882	89,3	85,3
TOTAL	988	100,0	100,0



(\*): This section summarizes the statistical results of evaluations given by students who declared (in the classroom or remote survey) an attendance of more than 50% of the course lessons.

## Teaching evaluation 2021-2022 a.y. - Attending Students

### Undergraduate School

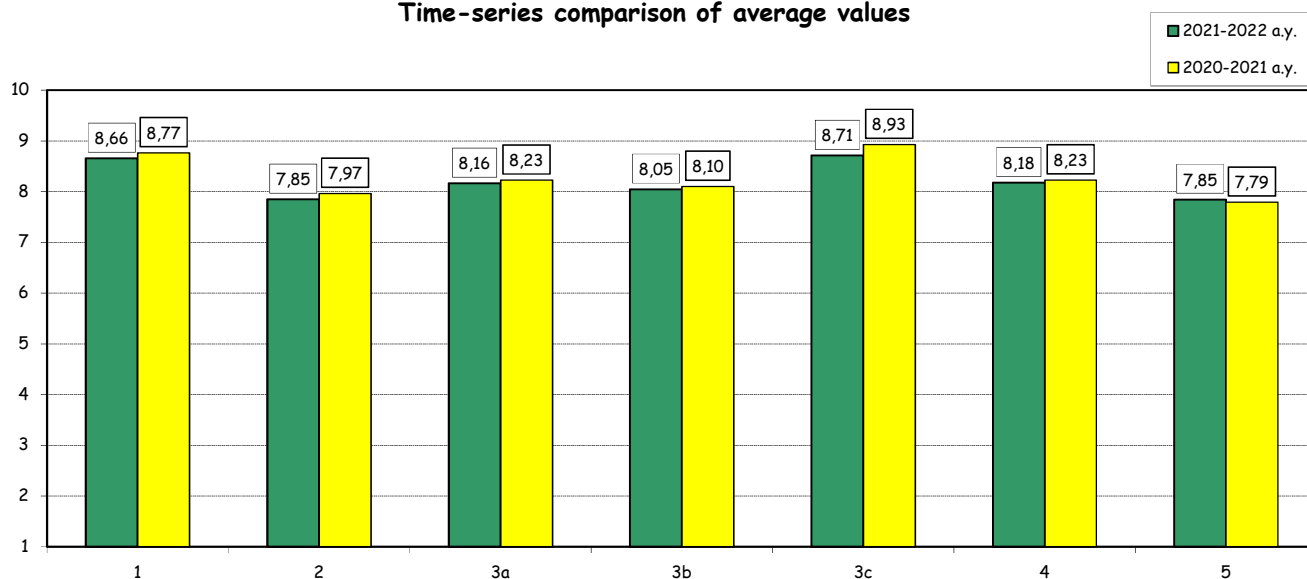
Degree programme: BIG

N° of questionnaires processed: 988

### SECTION A - ORGANISATION OF THE COURSE

Item		Strongly disagree		Disagree		Agree		Strongly agree		Total		N.R.	Median values
		1-2		3-4-5		6-7-8		9-10					
		a.v.	%	a.v.	%	a.v.	%	a.v.	%	a.v.	%		
1	The schedule of lectures, practice and any other teaching activities has been respected.	2	0,2	27	2,8	363	37,1	587	60,0	979	100,0	9	9,0
2	Your prior academic knowledge was sufficient for understanding the topics covered in the course and included in the examination program.	27	2,7	124	12,6	369	37,5	465	47,2	985	100,0	3	8,0
3a	The course material and recommended reading list are clear.	9	0,9	75	7,6	389	39,6	510	51,9	983	100,0	5	9,0
3b	The course material and recommended reading list are adequate (useful/complete) for the study of the course subject.	12	1,2	86	8,8	425	43,5	453	46,4	976	100,0	12	8,0
3c	Having access to the recorded lessons was useful for learning the course topics.	15	1,5	46	4,7	259	26,6	654	67,1	974	100,0	14	9,0
4	The exam rules and procedures have been explained clearly.	17	1,7	75	7,6	378	38,5	513	52,2	983	100,0	5	9,0
5	The workload required for this course is appropriate compared to the number of credits allocated to it.	40	4,1	109	11,1	361	36,8	470	48,0	980	100,0	8	8,0

**Time-series comparison of average values**



## Teaching evaluation 2021-2022 a.y. - Attending Students

### Undergraduate School

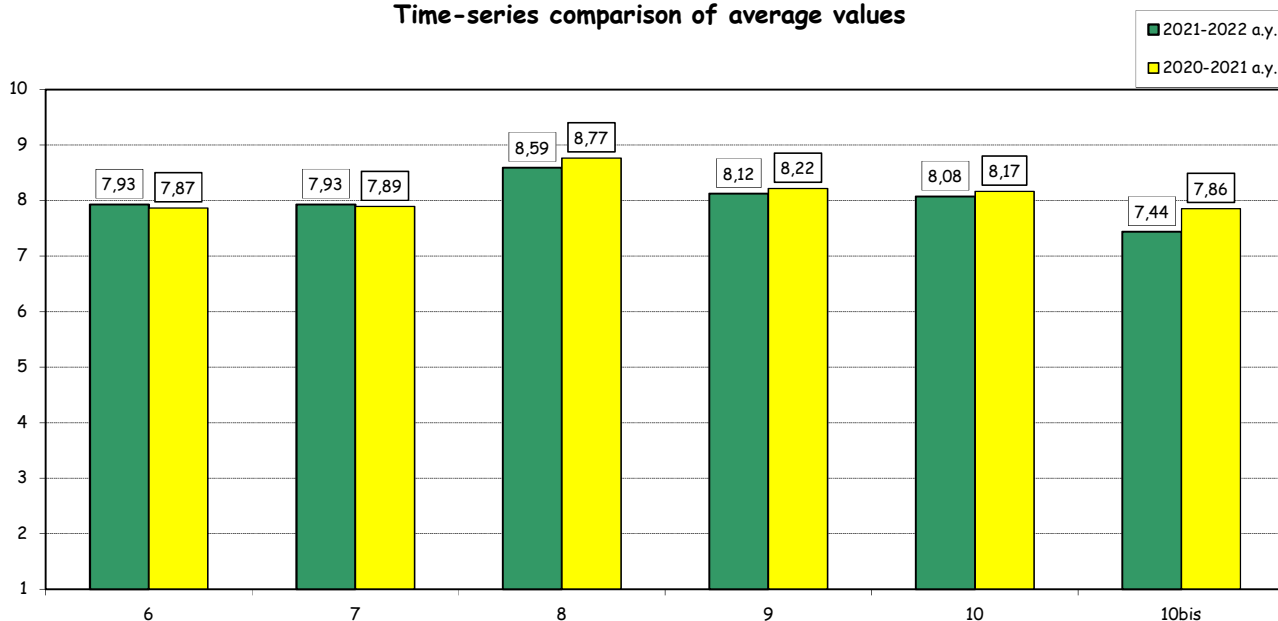
Degree programme: BIG

N° of questionnaires processed: 988

### SECTION B - TEACHING AND STUDY ACTIVITIES

Item	Answers	Strongly disagree		Disagree		Agree		Strongly agree		Total		N.A.	Median Values
		1-2		3-4-5		6-7-8		9-10					
		a.v.	%	a.v.	%	a.v.	%	a.v.	%	a.v.	%		
6	The instructor stimulates interest in the course subject.	28	2,0	135	9,6	601	42,6	646	45,8	1410	100,0	4	8,0
7	The instructor explains the topics in a clear manner.	25	1,8	140	10,0	599	42,6	641	45,6	1405	100,0	7	8,0
8	The instructor is available for clarifications and explanations (even remotely)	15	1,1	55	4,0	460	33,2	857	61,8	1387	100,0	15	9,0
9	Teaching activities are well organized.	20	1,4	86	6,1	634	45,1	666	47,4	1406	100,0	6	8,0
10	The instructor encouraged participation during the lessons in the classroom or remotely (in the manner permitted by the electronic platform used).	20	1,4	126	9,0	596	42,5	659	47,0	1401	100,0	13	8,0
10bis	Remote interaction during the lessons is effective.	21	2,3	111	12,3	482	53,6	286	31,8	900	100,0	88	8,0

**Time-series comparison of average values**



(°): The first five items of this section are repeated several times in case of separate evaluation of each faculty member who taught in the courses. For this reason the total amount of answers may vary significantly from that recorded for the rest of the items.

## Teaching evaluation 2021-2022 a.y. - Attending Students

### Undergraduate School

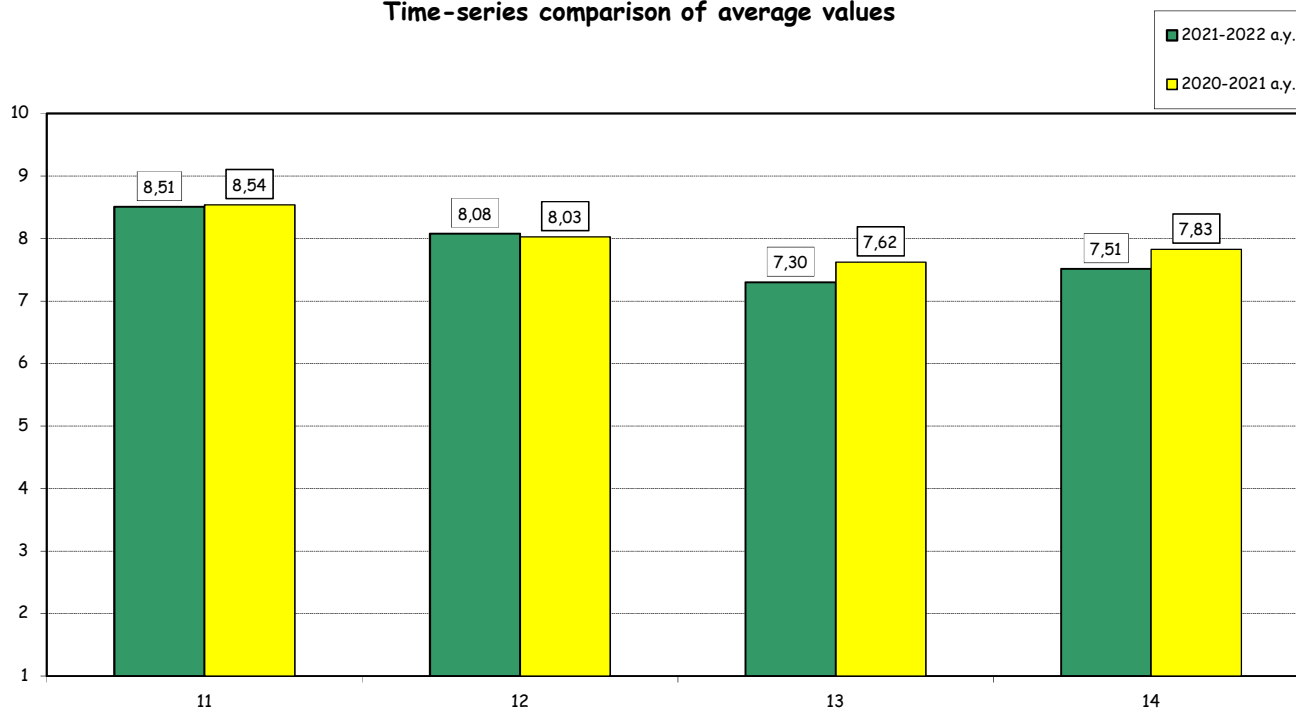
Degree programme: BIG

N° of questionnaires processed: 988

### SECTION B - TEACHING AND STUDY ACTIVITIES

Item	Answers	Strongly disagree		Disagree		Agree		Strongly agree		Total		N.A.	N.R.	Median values
		1-2		3-4-5		6-7-8		9-10						
		a.v.	%	a.v.	%	a.v.	%	a.v.	%	a.v.	%			
11	The course has been carried out in accordance with the syllabus published on the website (taking into account any changes due to the return to distance learning).	6	0,6	32	3,3	391	40,4	538	55,6	967	100,0		21	9,0
12	The supplementary activities (practice, workshops, group work, etc.), if present, have been helpful in learning the course topics.	9	1,4	46	6,9	293	44,0	318	47,7	666	100,0		322	8,0
13	The support provided by teaching assistants (if present) has been helpful in learning the course topics.°	12	4,7	42	16,5	109	42,9	91	35,8	254	100,0	157	577	8,0
14	Teaching assistants (if present) are competent and helpful.°	7	2,8	32	12,9	118	47,4	92	36,9	249	100,0	164	575	8,0

**Time-series comparison of average values**



(°): Items submitted only for courses where the Teaching Assistants had clear visibility to students.

## Teaching evaluation 2021-2022 a.y.- Attending Students

### Undergraduate School

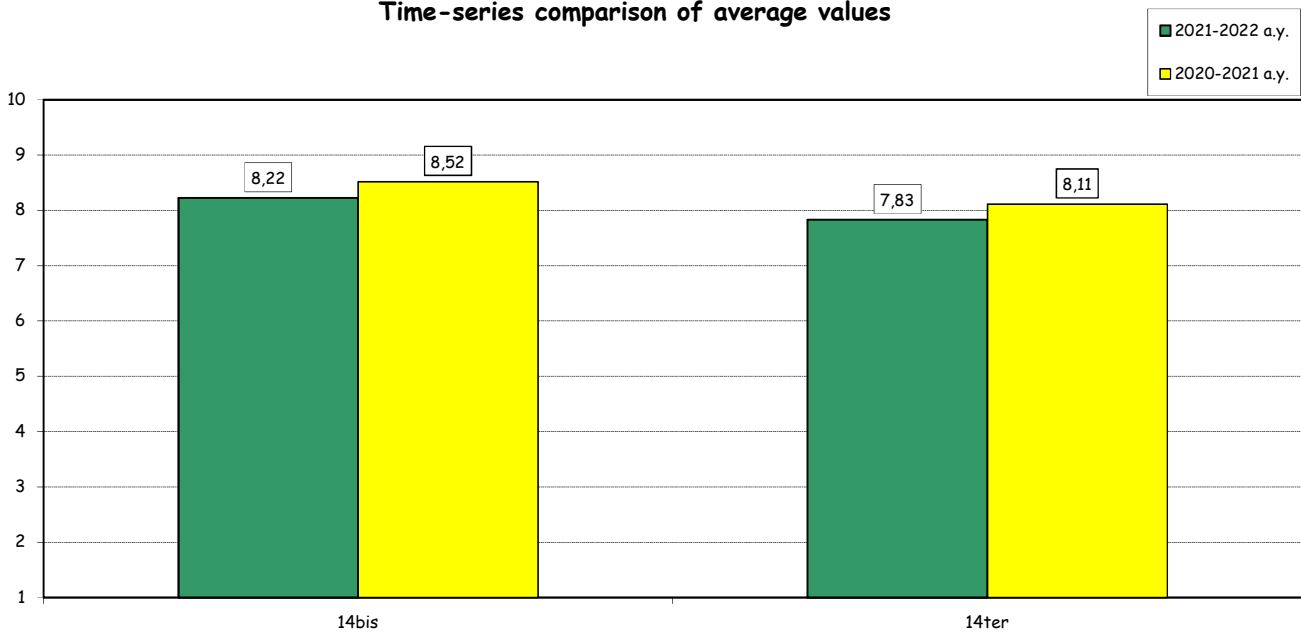
Degree programme: BIG

N° of questionnaires processed: 988

### SECTION C - TECHNICAL ASPECTS OF TEACHING

Item		Strongly disagree		Disagree		Agree		Strongly agree		Total		N.A.	Median Values
		1-2		3-4-5		6-7-8		9-10		a.v.	%		
		a.v.	%	a.v.	%	a.v.	%	a.v.	%				
<b>14bis</b>	The electronic platform BlackBoard used to support teaching worked well during the semester.	8	0,8	49	5,0	467	48,1	447	46,0	971	100,0	17	8,0
<b>14ter</b>	The electronic platform BlackBoard makes remote interaction with the instructor easy and effective	10	1,0	78	8,2	505	52,8	364	38,0	957	100,0	31	8,0

**Time-series comparison of average values**



## Teaching evaluation 2021-2022 a.y.- Attending Students

### Undergraduate School

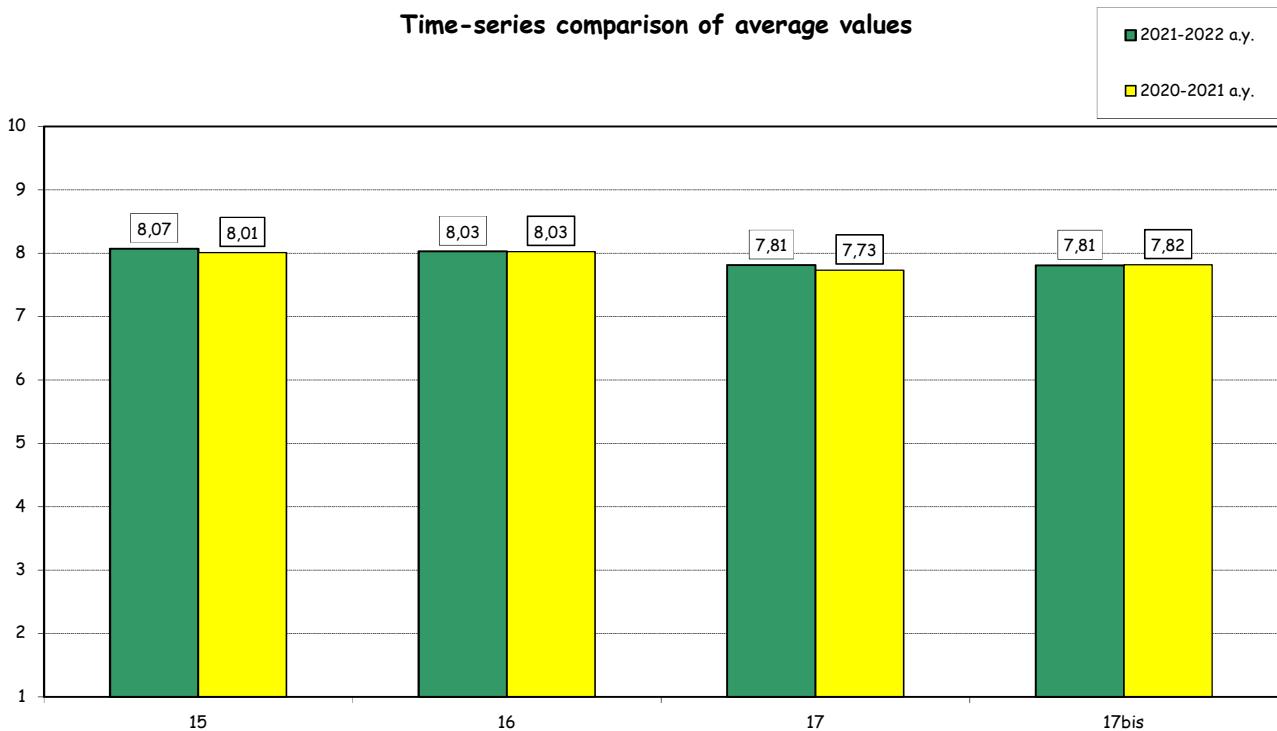
Degree programme: BIG

N° of questionnaires processed: 988

### SECTION D - OVERALL ASSESSMENT

Item		Strongly disagree		Disagree		Agree		Strongly agree		Total		N.A.	Median Values
		1-2		3-4-5		6-7-8		9-10					
		a.v.	%	a.v.	%	a.v.	%	a.v.	%	a.v.	%		
15	The overall quality of teaching is satisfactory.	13	1,3	79	8,1	417	42,6	469	48,0	978	100,0	10	8,0
16	I am interested in the course topics.	34	3,5	83	8,5	365	37,4	493	50,6	975	100,0	13	8,0
17	Overall I am satisfied with the way the course has been carried out.	19	2,0	110	11,3	418	43,1	423	43,6	970	100,0	18	8,0
17bis	The use of online and/or blended teaching methods has been effective in learning the course topics.	23	2,6	73	8,4	419	47,9	359	41,1	874	100,0	114	8,0

**Time-series comparison of average values**



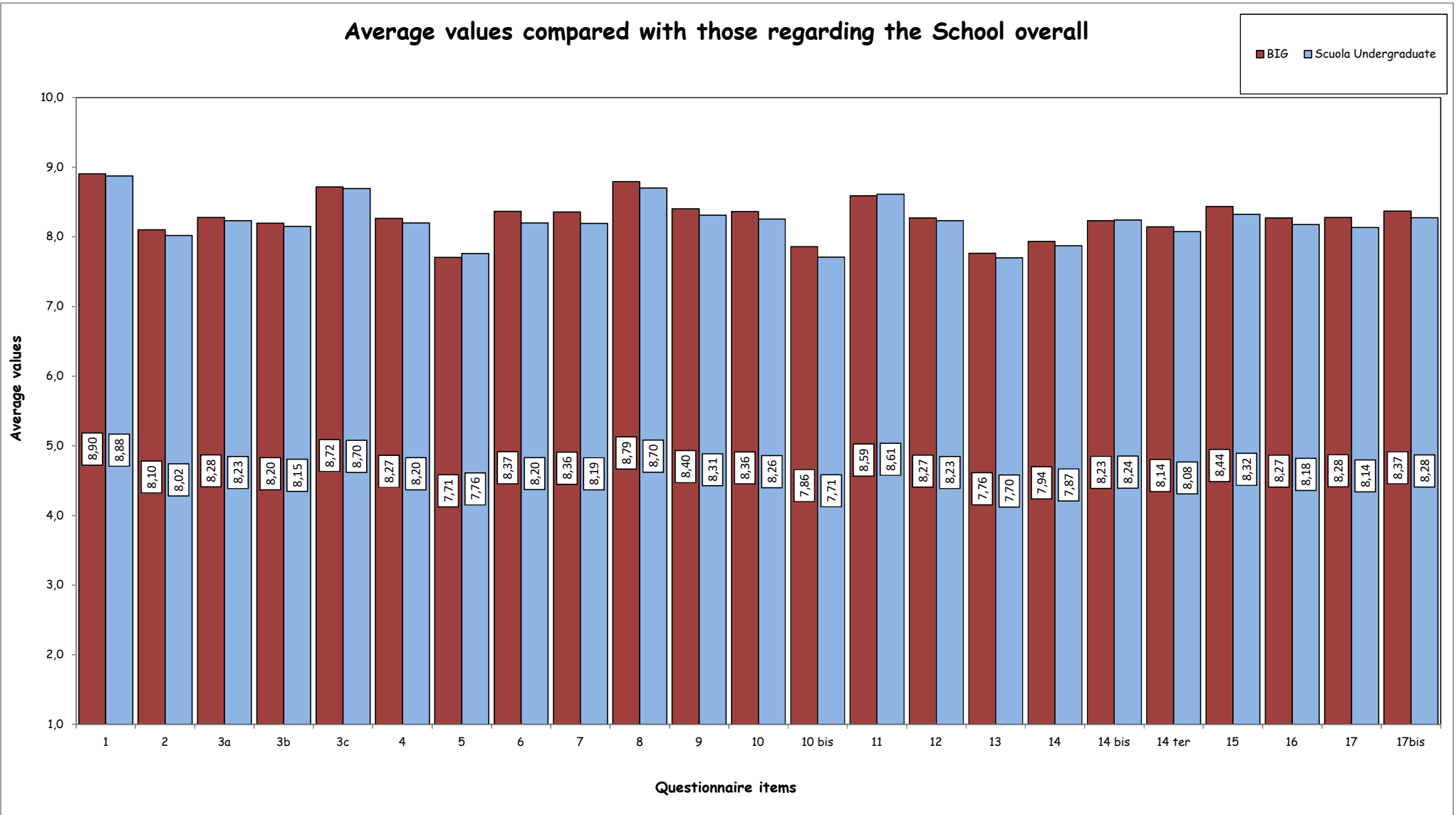
# Teaching evaluation 2021-2022 a.y. - Attending Students

Undergraduate School

Degree programme: BIG

N° of questionnaires processed: 988

## Average values compared with those regarding the School overall





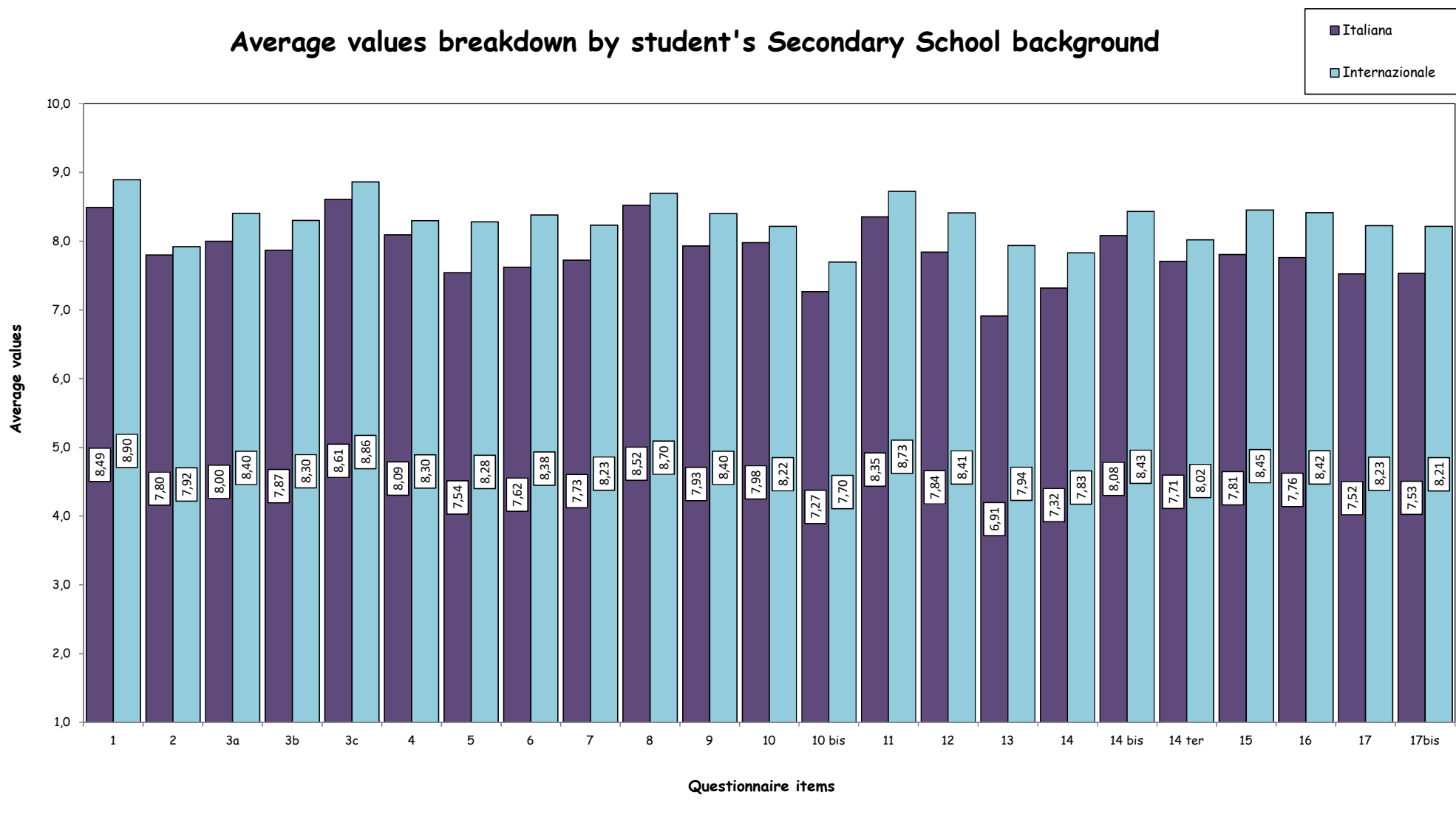
# Teaching evaluation 2021-2022 a.y. - Attending Students

Undergraduate School

Degree programme: BIG

N° of questionnaires processed: 988

## Average values breakdown by student's Secondary School background



## Teaching evaluation a.y. 2021-2022 - Non Attending Students

### Undergraduate School

Degree programme: BIG

N° of questionnaires processed: 139

## 2. EVALUATION OF NOT ATTENDING STUDENTS\*

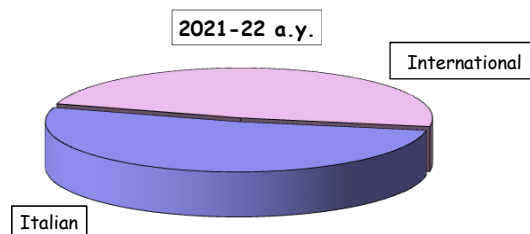
### STUDENT INFORMATION

#### Year of study

	Questionnaires processed		Questionnaires processed/students enrolled	
	a.v.	%	2021-22	2020-21
1°	35	25,2	3,6	1,8
2°	48	34,5	5,4	3,7
3°	56	40,3	9,0	3,8
TOTAL	139	100,0	5,6	3,1

#### Secondary School Background

	a.v.	%	
		2021-22	2020-21
Italian	72	51,8	48,8
International	67	48,2	51,2
TOTAL	139	100,0	100,0



(\*): This section summarizes the statistical results of evaluations given by students who declared (in the classroom or remote survey) an attendance of less than 50% of the course lessons.

Teaching evaluation a.y. 2021-2022 - Non Attending Students

Undergraduate School

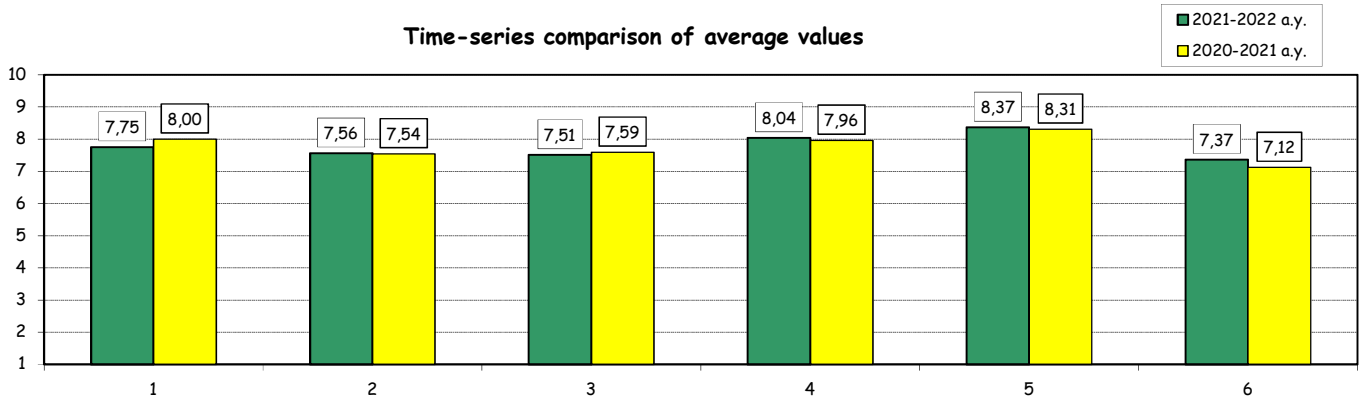
Degree programme: BIG

N° of questionnaires processed: 139

EVALUATIONS

Item	Answers	Strongly disagree		Disagree		Agree		Strongly agree		Total		N.A.	Median Values
		1-2		3-4-5		6-7-8		9-10		a.v.	%		
		a.v.	%	a.v.	%	a.v.	%	a.v.	%				
1	Your prior academic knowledge was sufficient for understanding the topics covered in the course and included in the examination program.	2	1,8	15	13,6	49	44,5	44	40,0	110	100,0	29	8,0
2	The workload required for this course is appropriate compared to the number of credits allocated to it.	8	7,3	7	6,4	49	44,5	46	41,8	110	100,0	29	8,0
3	The course material and recommended reading list are adequate (useful/complete) for the study of the course subject.	5	4,5	14	12,7	48	43,6	43	39,1	110	100,0	29	8,0
4	The exam rules and procedures have been explained clearly.	0	0,0	14	12,7	43	39,1	53	48,2	110	100,0	29	8,0
5	The instructor is available for clarifications and explanations (even remotely)	1	0,9	3	2,8	50	45,9	55	50,5	109	100,0	30	9,0
6	I am interested in the course topics.	10	9,2	14	12,8	37	33,9	48	44,0	109	100,0	30	8,0

Time-series comparison of average values



Average values compared with those regarding students who declared an attendance of more than 50% of the lessons

