

**TEACHING EVALUATION**

**BACHELOR IN  
BACHELOR OF SCIENCE IN  
INTERNATIONAL POLITICS AND  
GOVERNMENT  
2020-21 a.y.**



## Teaching evaluation 2020-2021 a.y.- Attending Students

### Undergraduate School

Degree programme: BIG

N° of questionnaires processed: 953

## 1. EVALUATION OF ATTENDING STUDENTS\*

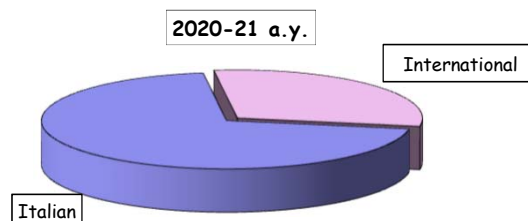
### STUDENT INFORMATION

#### Year of study

	Questionnaires processed		Questionnaires processed/students	
	a.v.	%	2020-21	2019-20
1°	357	37,5	38,1	51,5
2°	325	34,1	39,0	51,5
3°	271	28,4	26,9	39,2
TOTAL	953	100,0	34,3	48,1

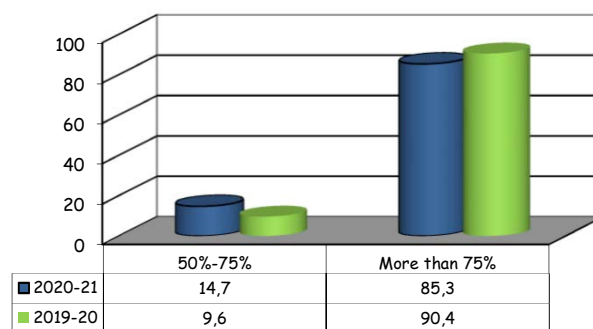
#### Secondary School Background

	a.v.	%	
		2020-21	2019-20
Italian	669	70,2	63,7
International	284	29,8	36,3
TOTAL	953	100,0	100,0



#### Percentage of lessons attended (as declared by the student)

	a.v.	%	
		2020-21	2019-20
50%-75%	140	14,7	9,6
More than 75%	813	85,3	90,4
TOTAL	953	100,0	100,0



(\*): This section summarizes the statistical results of evaluations given by students who declared (in the classroom or remote survey) an attendance of more than 50% of the course lessons.

## Teaching evaluation 2020-2021 a.y. - Attending Students

### Undergraduate School

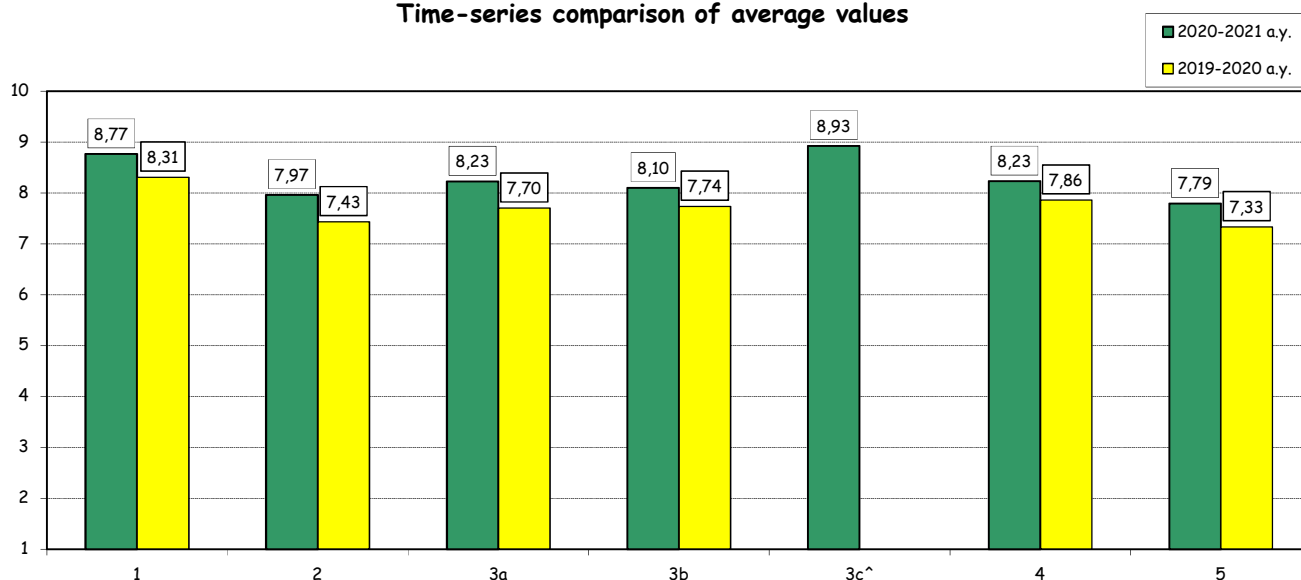
Degree programme: BIG

N° of questionnaires processed: 953

### SECTION A - ORGANISATION OF THE COURSE

Item		Strongly disagree		Disagree		Agree		Strongly agree		Total		N.R.	Median values
		1-2		3-4-5		6-7-8		9-10		a.v.	%		
		a.v.	%	a.v.	%	a.v.	%	a.v.	%				
1	The schedule of lectures, practice and any other teaching activities has been respected.	7	0,7	40	4,2	254	26,8	645	68,2	946	100,0	7	9,0
2	Your prior academic knowledge was sufficient for understanding the topics covered in the course and included in the examination program.	33	3,5	103	10,9	316	33,3	497	52,4	949	100,0	4	9,0
3a	The course material and recommended reading list are clear.	20	2,1	55	5,8	372	39,4	496	52,6	943	100,0	10	9,0
3b	The course material and recommended reading list are adequate (useful/complete) for the study of the course subject.	24	2,5	63	6,7	388	41,1	469	49,7	944	100,0	9	9,0
3c^	Having access to the recorded lessons was useful for learning the course topics.	6	0,6	22	2,3	245	25,8	675	71,2	948	100,0	5	10,0
4	The exam rules and procedures have been explained clearly.	14	1,5	69	7,3	346	36,5	519	54,7	948	100,0	5	9,0
5	The workload required for this course is appropriate compared to the number of credits allocated to it.	42	4,4	81	8,5	379	39,9	447	47,1	949	100,0	4	8,0

**Time-series comparison of average values**



(^): item added for the first time in the academic year 2020-21.

## Teaching evaluation 2020-2021 a.y. - Attending Students

### Undergraduate School

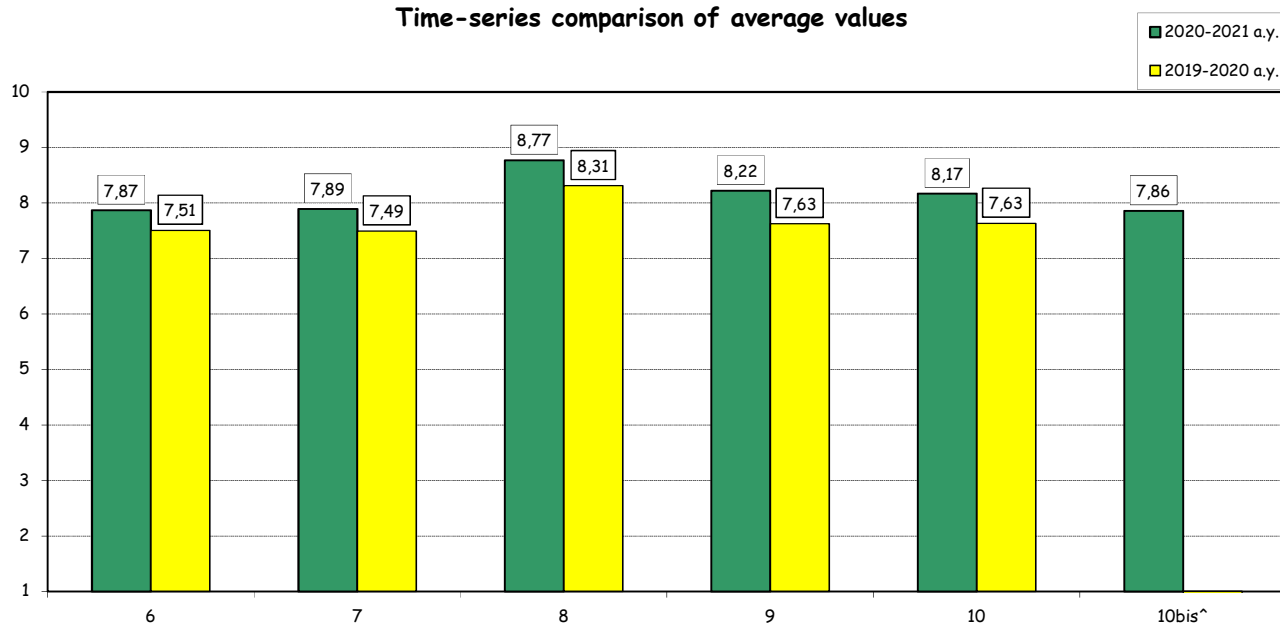
Degree programme: BIG

N° of questionnaires processed: 953

## SECTION B - TEACHING AND STUDY ACTIVITIES

Item		Strongly disagree		Disagree		Agree		Strongly agree		Total		N.A.	Median Values
		1-2		3-4-5		6-7-8		9-10					
		a.v.	%	a.v.	%	a.v.	%	a.v.	%	a.v.	%		
6	The instructor stimulates interest in the course subject.	46	3,6	117	9,1	506	39,5	611	47,7	1280	100,0	8	8,0
7	The instructor explains the topics in a clear manner.	47	3,7	114	8,9	493	38,5	625	48,9	1279	100,0	9	8,0
8	The instructor is available for clarifications and explanations (even remotely)	10	0,8	40	3,2	374	29,5	844	66,6	1268	100,0	17	9,0
9	Teaching activities are well organized.	25	2,0	77	6,1	493	38,8	677	53,2	1272	100,0	15	9,0
10	The instructor encouraged participation during the lessons in the classroom or remotely (in the manner permitted by the electronic platform used).	28	2,2	78	6,1	501	39,2	670	52,5	1277	100,0	10	9,0
10bis <sup>^</sup>	Remote interaction during the lessons is effective.	22	2,4	80	8,6	443	47,6	386	41,5	931	100,0	22	8,0

**Time-series comparison of average values**



(°): The first five items of this section are repeated several times in case of separate evaluation of each faculty member who taught in the courses. For this reason the total amount of answers may vary significantly from that recorded for the rest of the items.

(^): item added for the first time in the academic year 2020-21.

Teaching evaluation 2020-2021 a.y. - Attending Students

Undergraduate School

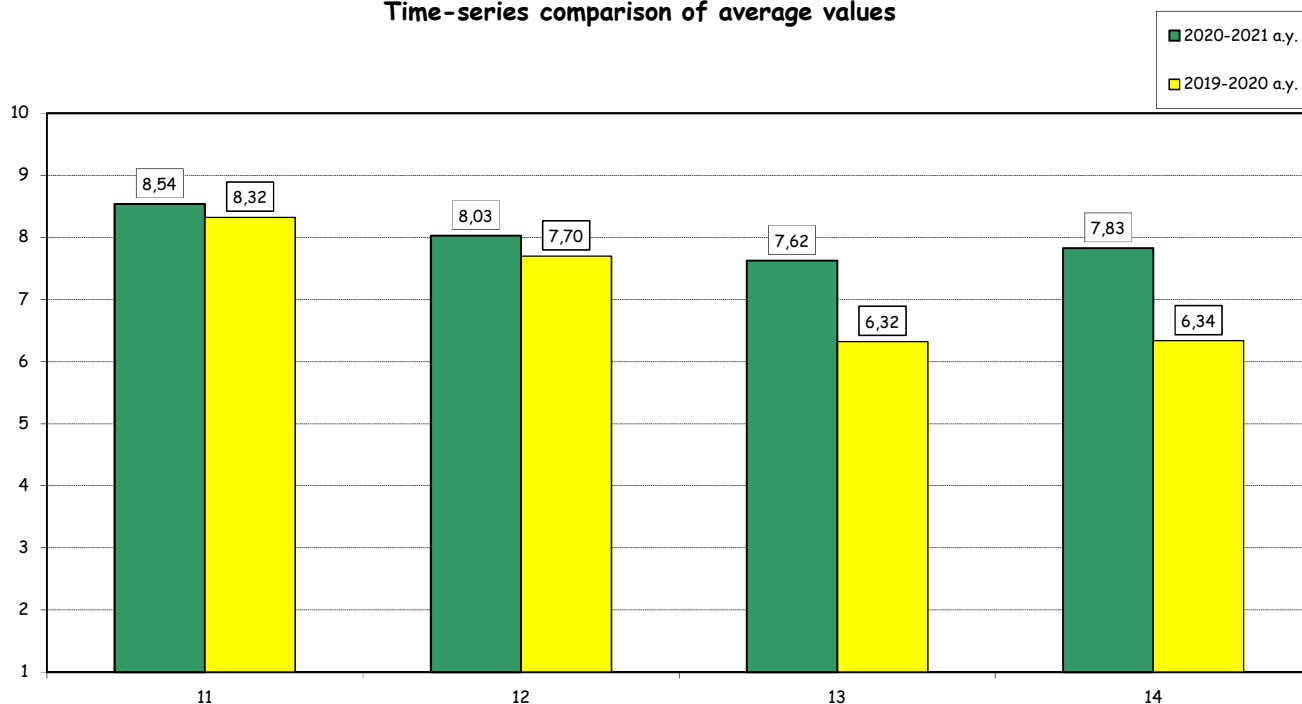
Degree programme: BIG

N° of questionnaires processed: 953

SECTION B - TEACHING AND STUDY ACTIVITIES

Item	Answers	Strongly disagree		Disagree		Agree		Strongly agree		Total		N.A.	N.R.	Median values
		1-2		3-4-5		6-7-8		9-10						
		a.v.	%	a.v.	%	a.v.	%	a.v.	%	a.v.	%			
11	The course has been carried out in accordance with the syllabus published on the website (taking into account any changes due to the return to distance learning).	6	0,6	46	4,9	308	33,1	571	61,3	931	100,0		22	9,0
12	The supplementary activities (practice, workshops, group work, etc.), if present, have been helpful in learning the course topics.	14	2,5	40	7,0	239	42,0	276	48,5	569	100,0		384	7,0
13	The support provided by teaching assistants (if present) has been helpful in learning the course topics.	9	2,8	36	11,1	158	48,6	122	37,5	325	100,0	193	435	8,0
14	Teaching assistants (if present) are competent and helpful	10	3,2	24	7,6	144	45,6	138	43,7	316	100,0	197	440	8,0

Time-series comparison of average values



(°): Items submitted only for courses where the Teaching Assistants had clear visibility to students.

## Teaching evaluation 2020-2021 a.y. - Attending Students

### Undergraduate School

Degree programme: BIG

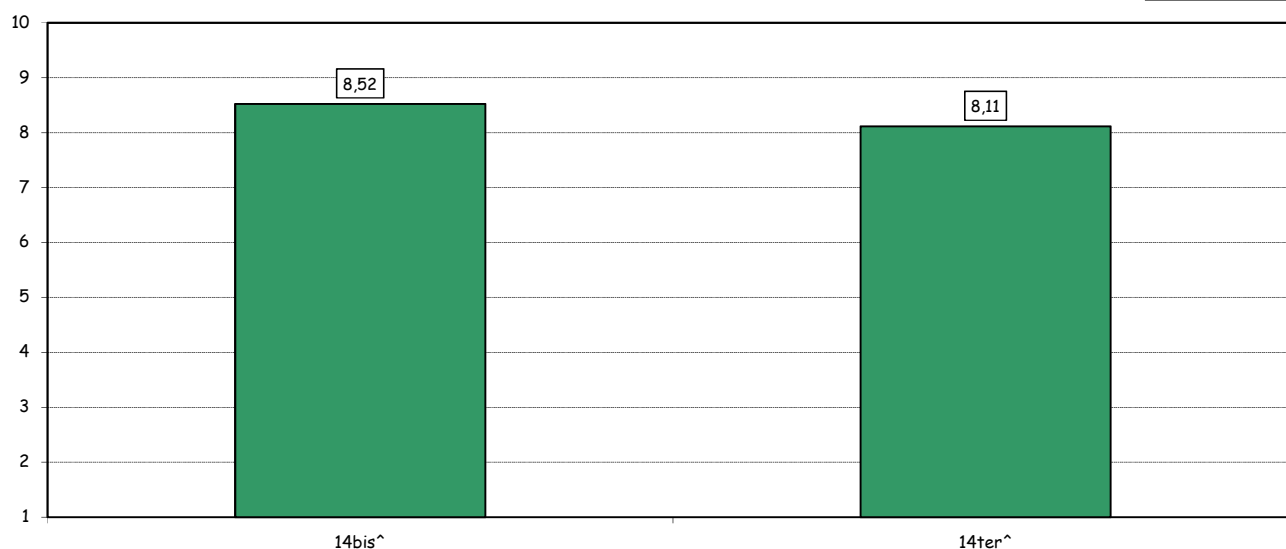
N° of questionnaires processed: 953

### SECTION C - TECHNICAL ASPECTS OF TEACHING

Item		Strongly disagree		Disagree		Agree		Strongly agree		Total		N.A.	Median Values
		1-2		3-4-5		6-7-8		9-10		a.v.	%		
		a.v.	%	a.v.	%	a.v.	%	a.v.	%				
14bis <sup>^</sup>	The electronic platform BlackBoard used to support teaching worked well during the semester.	3	0,3	21	2,3	379	40,8	525	56,6	928	100,0	25	9,0
14ter <sup>^</sup>	The electronic platform BlackBoard makes remote interaction with the instructor easy and effective	4	0,4	37	4,0	477	51,5	409	44,1	927	100,0	26	8,0

**Comparison of average values**

■ 2020-2021 a.y.



(<sup>^</sup>): item added for the first time in the academic year 2020-21.

## Teaching evaluation 2020-2021 a.y. - Attending Students

### Undergraduate School

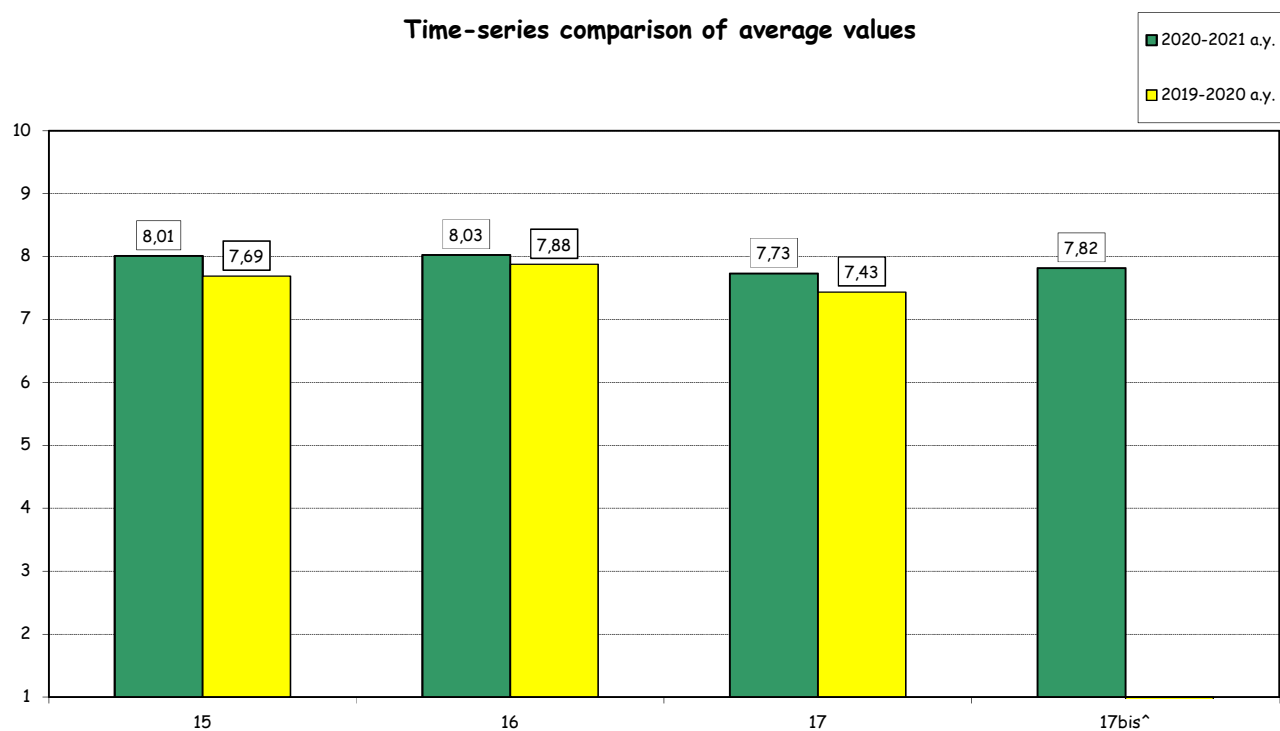
Degree programme: BIG

N° of questionnaires processed: 953

### SECTION D - OVERALL ASSESSMENT

Item		Strongly disagree		Disagree		Agree		Strongly agree		Total		N.A.	Median Values
		1-2		3-4-5		6-7-8		9-10		a.v.	%		
		a.v.	%	a.v.	%	a.v.	%	a.v.	%				
15	The overall quality of teaching is satisfactory.	20	2,1	69	7,4	405	43,3	441	47,2	935	100,0	18	8,0
16	I am interested in the course topics.	31	3,3	79	8,5	347	37,2	476	51,0	933	100,0	20	9,0
17	Overall I am satisfied with the way the course has been carried out.	34	3,6	97	10,4	399	42,7	404	43,3	934	100,0	19	8,0
17bis <sup>A</sup>	The use of online and/or blended teaching methods has been effective in learning the course topics.	16	1,8	87	9,6	423	46,9	376	41,7	902	100,0	51	8,0

**Time-series comparison of average values**



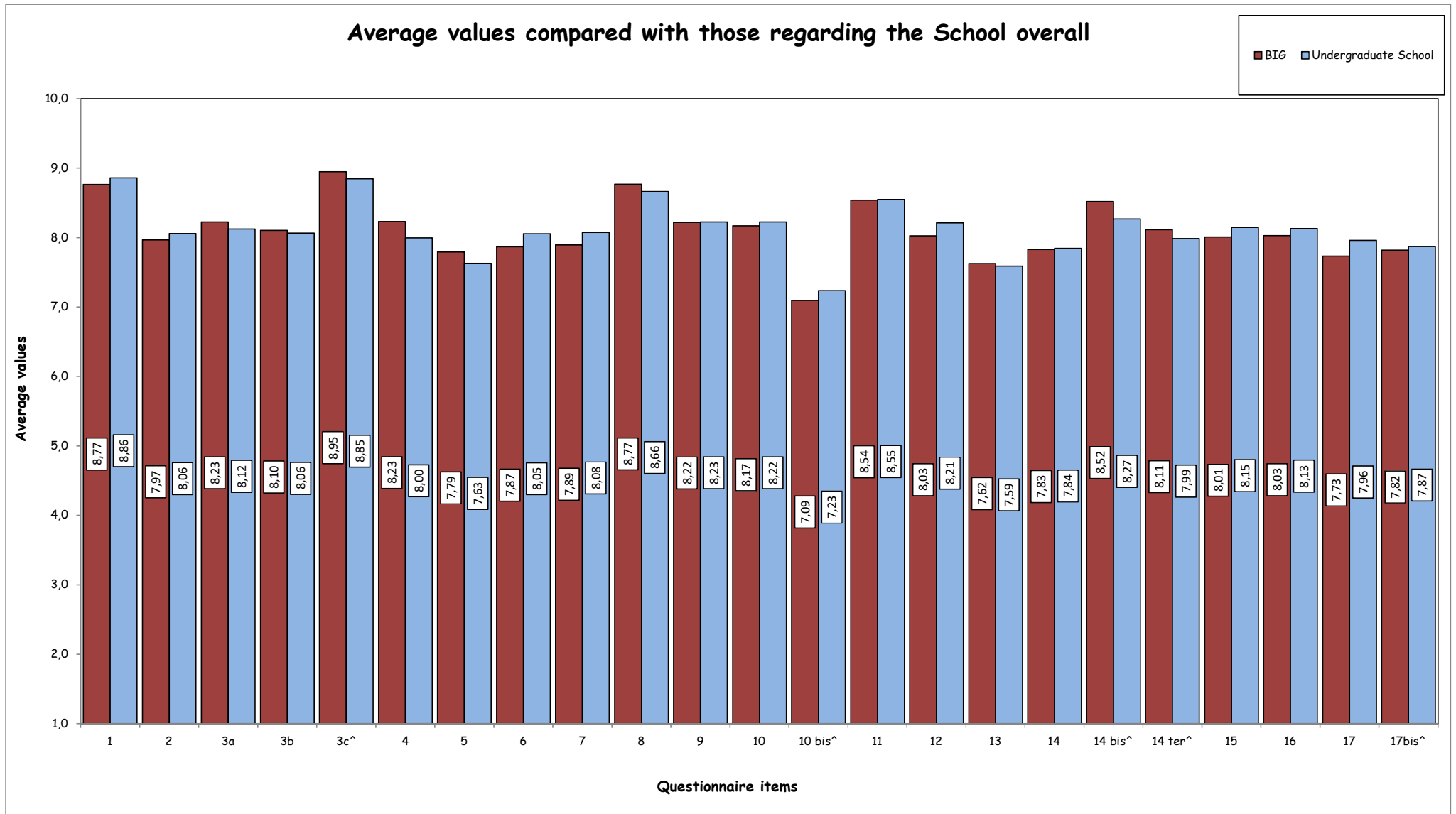
(<sup>^</sup>): item added for the first time in the academic year 2020-21.

Teaching evaluation 2020-2021 a.y.- Attending Students

Undergraduate School

Degree programme: BIG

N° of questionnaires processed: 953



(^): item added for the first time in the academic year 2020-21.

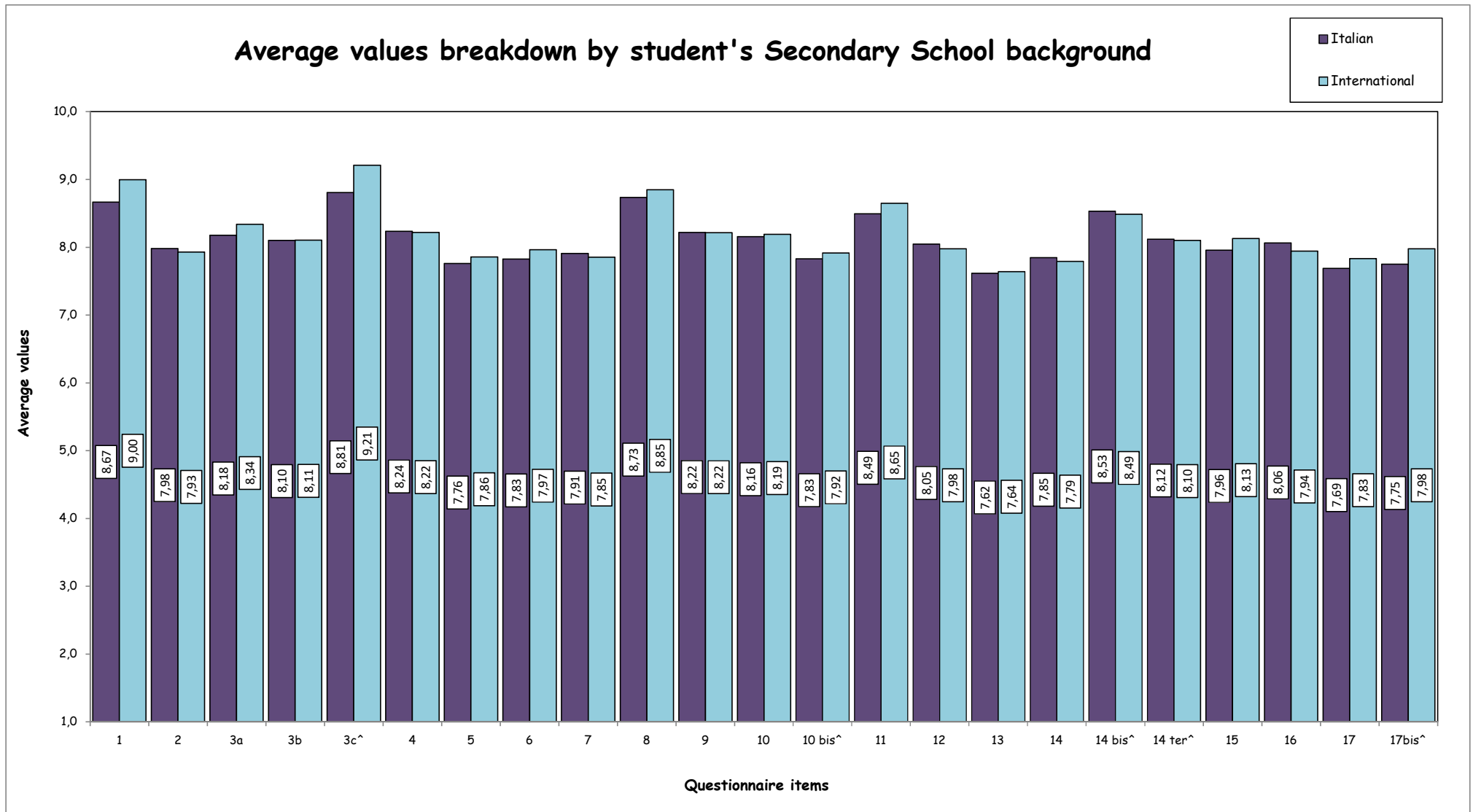


Teaching evaluation 2020-2021 a.y.- Attending Students

Undergraduate School

Degree programme: BIG

N° of questionnaires processed: 953



(^): item added for the first time in the academic year 2020-21.

## 2. EVALUATION OF NOT ATTENDING STUDENTS\*

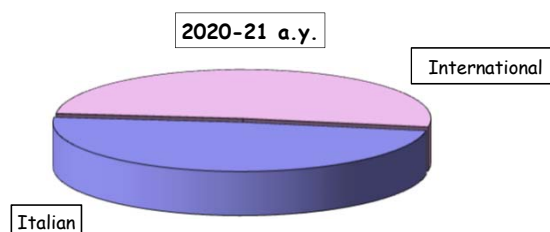
### STUDENT INFORMATION

#### Year of study

	Questionnaires processed		Questionnaires processed/students enrolled	
	a.v.	%	2020-21	2019-20
1°	17	19,8	1,8	5,5
2°	31	36,0	3,7	8,8
3°	38	44,2	3,8	9,5
<b>TOTAL</b>	<b>86</b>	<b>100,0</b>	<b>3,1</b>	<b>7,8</b>

#### Secondary School Background

	a.v.	% 2020-21	% 2019-20
Italian	42	48,8	46,7
International	44	51,2	53,3
<b>TOTAL</b>	<b>86</b>	<b>100,0</b>	<b>100,0</b>



(\*): This section summarizes the statistical results of evaluations given by students who declared (in the classroom or remote survey) an attendance of less than 50% of the course lessons.

## Teaching evaluation a.y. 2020-2021 - Non Attending Students

### Undergraduate School

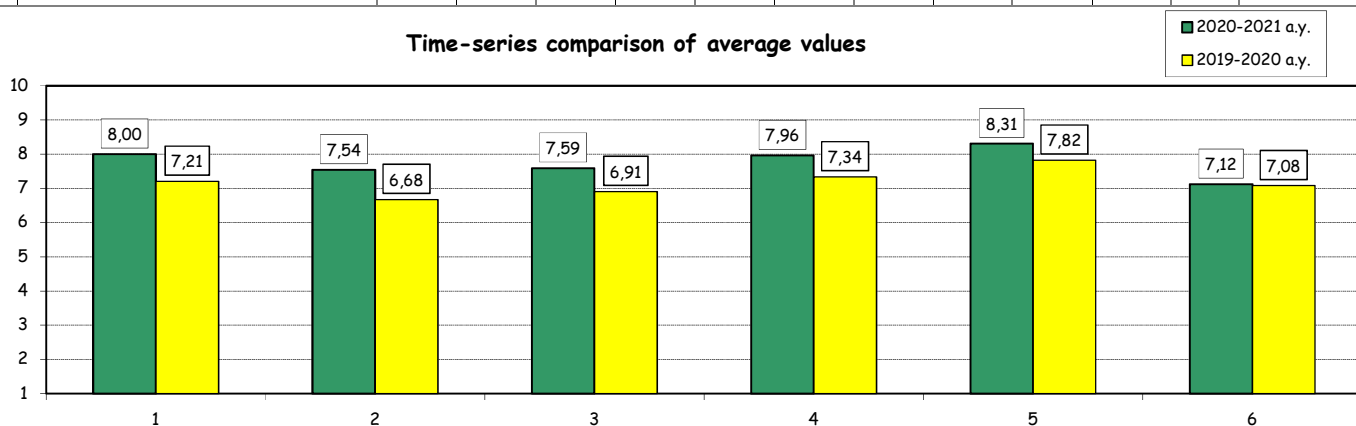
Degree programme: BIG

N° of questionnaires processed: 86

### EVALUATIONS

Item		Strongly disagree		Disagree		Agree		Strongly agree		Total		N.A.	Median Values
		1-2		3-4-5		6-7-8		9-10		a.v.	%		
		a.v.	%	a.v.	%	a.v.	%	a.v.	%				
1	Your prior academic knowledge was sufficient for understanding the topics covered in the course and included in the examination program.	2	2,5	9	11,1	28	34,6	42	51,9	81	100,0	5	8,0
2	The workload required for this course is appropriate compared to the number of credits allocated to it.	5	6,2	11	13,6	31	38,3	34	42,0	81	100,0	5	8,0
3	The course material and recommended reading list are adequate (useful/complete) for the study of the course subject.	6	7,4	8	9,9	33	40,7	34	42,0	81	100,0	5	8,0
4	The exam rules and procedures have been explained clearly.	2	2,4	11	13,4	23	28,0	46	56,1	82	100,0	4	9,0
5	The instructor is available for clarifications and explanations (even remotely)	0	0,0	5	6,2	34	42,0	42	51,9	81	100,0	5	8,0
6	I am interested in the course topics.	8	9,8	14	17,1	27	32,9	33	40,2	82	100,0	4	7,0

**Time-series comparison of average values**



**Average values compared with those regarding students who declared an attendance of more than 50% of the lessons**

