

VALUTAZIONE DELLA DIDATTICA

**CORSO DI LAUREA IN
INTERNATIONAL ECONOMICS AND
MANAGEMENT
A.A. 2019-2020**

Teaching evaluation 2019-2020 a.y. - Attending Students
Undergraduate School
Degree programme: BIEM
N° of questionnaires processed: 4049

1. EVALUATION OF ATTENDING STUDENTS*

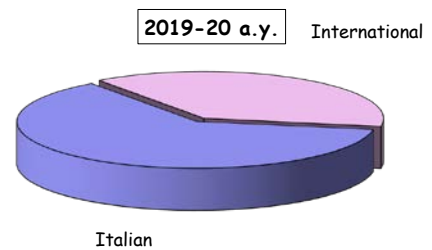
STUDENT INFORMATION

Year of study

	Questionnaires processed		Questionnaires processed/students enrolled	
	a.v.	%	2019-20	2018-19
1°	1.316	32,5	35,2	44,4
2°	1.644	40,6	38,4	46,8
3°	1.089	26,9	30,9	27,6
TOTAL	4.049	100,0	35,1	39,8

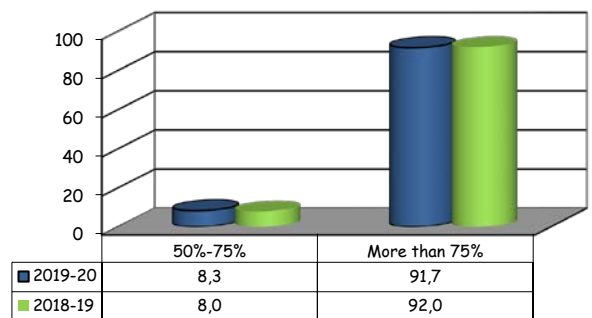
Secondary School Background

	a.v.	%	
		2019-20	2018-19
Italian	2.522	62,3	59,2
International	1.527	37,7	40,8
TOTAL	4.049	100,0	100,0



Percentage of lessons attended (as declared by the student)

	a.v.	%	
		2019-20	2018-19
50%-75%	336	8,3	8,0
More than 75%	3.713	91,7	92,0
TOTAL	4.049	100,0	100,0



(*): This section summarizes the statistical results of evaluations given by students who declared (in the classroom or remote survey) an attendance of more than 50% of the course lessons.

Teaching evaluation 2019-2020 a.y. - Attending Students

Undergraduate School

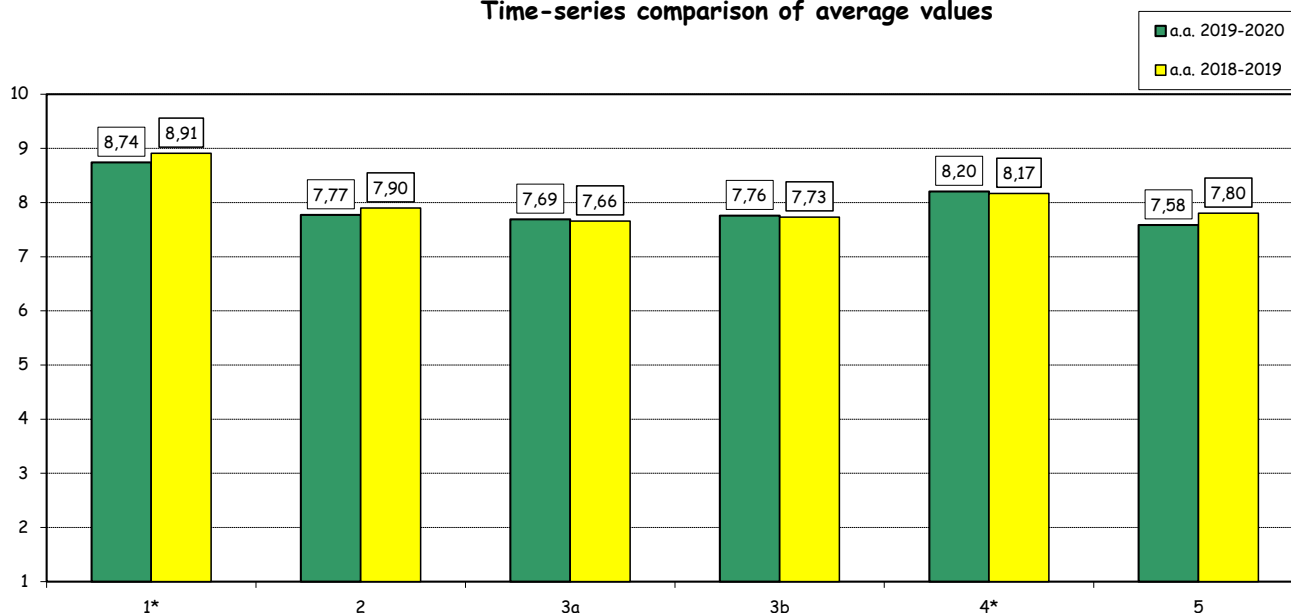
Degree programme: BIEM

N° of questionnaires processed: 4049

SECTION A - ORGANISATION OF THE COURSE

Item	Answers	Strongly disagree		Disagree		Agree		Strongly agree		Total		N.R.	Median values
		1-2		3-4-5		6-7-8		9-10		a.v.	%		
		a.v.	%	a.v.	%	a.v.	%	a.v.	%				
1*	The schedule of lectures, practice and any other teaching activities has been respected.	12	0,6	59	2,7	682	31,5	1410	65,2	2163	100,0	20	9,0
2	The prior academic knowledge was sufficient for understanding the topics covered in the course and included in the examination program.	134	3,3	416	10,3	1697	42,2	1779	44,2	4026	100,0	23	8,0
3a	The course material and recommended reading list are clear.	116	2,9	408	10,2	1876	46,7	1614	40,2	4014	100,0	35	8,0
3b	The course material and recommended reading list are adequate (useful/complete) for the study of the course subject.	96	2,4	375	9,4	1919	48,1	1603	40,1	3993	100,0	56	8,0
4*	The exam rules and procedures have been explained clearly.	38	1,8	165	7,7	804	37,3	1148	53,3	2155	100,0	28	9,0
5	The workload required for this course is appropriate compared to the number of credits allocated to it.	113	2,8	454	11,3	1974	49,1	1477	36,8	4018	100,0	31	8,0

Time-series comparison of average values



(*): Item not submitted to students in the second semester survey.

Teaching evaluation 2019-2020 a.y.- Attending Students

Undergraduate School

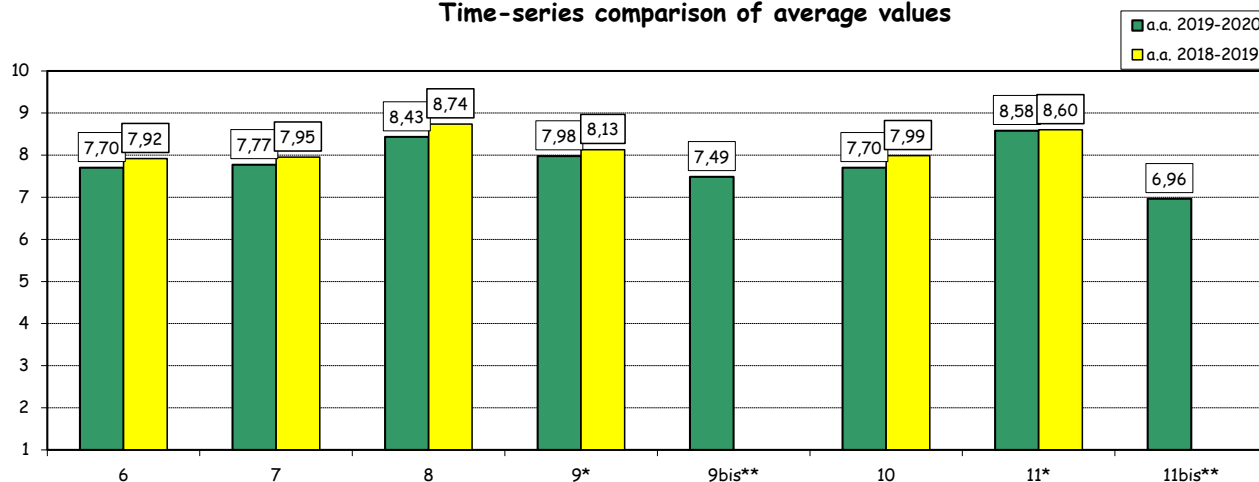
Degree programme: BIEM

N° of questionnaires processed: 5859

SECTION B - TEACHING AND STUDY ACTIVITIES

Item		Strongly disagree		Disagree		Agree		Strongly agree		Total		N.R.	Median values
		1-2		3-4-5		6-7-8		9-10					
		a.v.	%	a.v.	%	a.v.	%	a.v.	%	a.v.	%		
6	The instructor stimulates interest in the course subject.	277	4,7	622	10,7	2304	39,5	2634	45,1	5837	100,0	22	8,0
7	The instructor explains the topics in a clear manner.	262	4,5	560	9,6	2279	39,1	2723	46,8	5824	100,0	27	8,0
8	The instructor is available for clarifications and explanations.	133	2,3	286	4,9	1902	32,9	3457	59,8	5778	100,0	55	9,0
9*	The teaching activities are well organized.	91	2,9	248	7,9	1302	41,4	1506	47,9	3147	100,0	13	8,0
9bis**	The online teaching activities were helpful in learning the course topics.	194	7,3	279	10,5	1025	38,6	1156	43,6	2654	100,0	29	8,0
10	The instructor encouraged students' involvement and participation.	267	4,6	592	10,2	2386	41,1	2559	44,1	5804	100,0	41	8,0
11*	The course has been carried out in accordance with the syllabus published on the website.	18	0,8	77	3,6	759	35,4	1292	60,2	2146	100,0	37	9,0
11bis**	The syllabus of the course was adequately updated according to the changes imposed by the transfer of teaching activities online.	170	9,3	286	15,7	746	40,8	625	34,2	1827	100,0	39	7,0

Time-series comparison of average values



(°): The first six items of this section are repeated several times in case of separate evaluation of each faculty member who taught in the courses. For this reason the total amount of answers may vary significantly from that recorded for the rest of the items.

(*): Items not submitted to students in the second semester survey.

(**): Items submitted to students only in the second semester survey

Teaching evaluation 2019-2020 a.y.- Attending Students

Undergraduate School

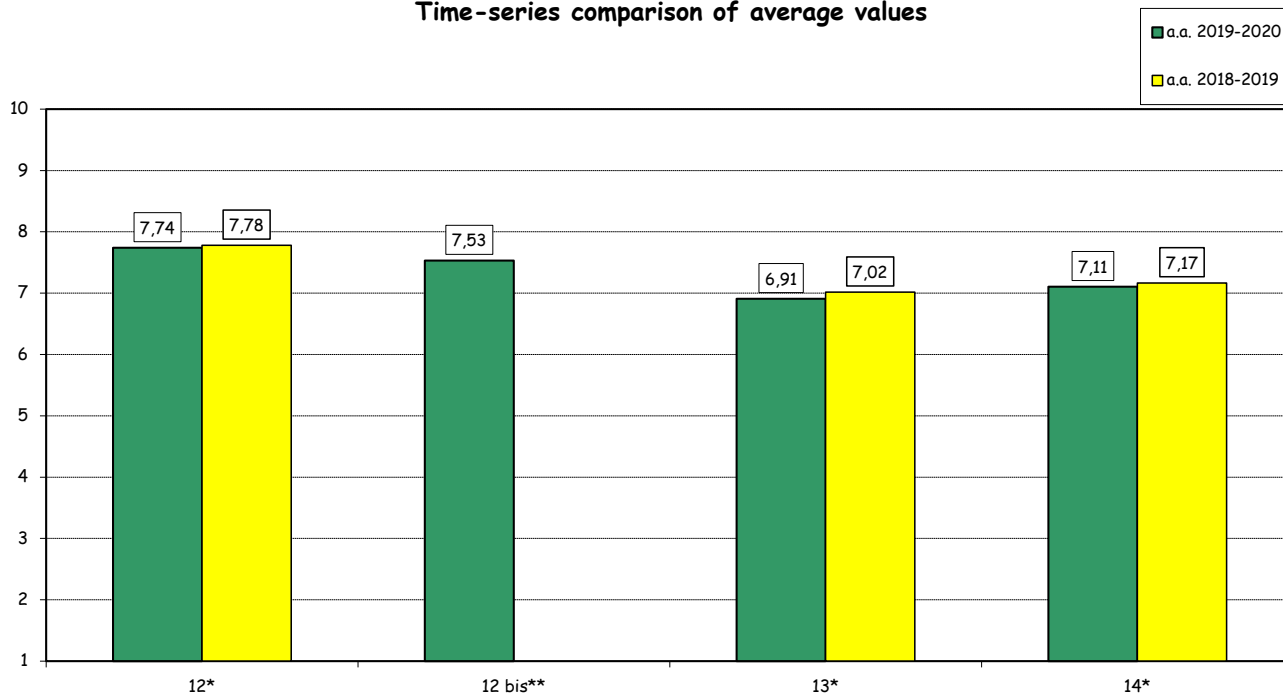
Degree programme: BIEM

N° of questionnaires processed: 4049

SECTION B - TEACHING AND STUDY ACTIVITIES

Item		Strongly disagree		Disagree		Agree		Strongly agree		Total		N.A.	N.R.	Median values
		1-2		3-4-5		6-7-8		9-10						
		a.v.	%	a.v.	%	a.v.	%	a.v.	%	a.v.	%			
12*	The supplementary activities (practice, laboratories, tutoring, etc.), if present, have been helpful in learning the course topics.	24	2,2	130	11,7	512	46,0	446	40,1	1112	100,0		1071	8,0
12 bis**	The electronic platform used for access to online lessons and teaching materials worked well during the semester.	98	5,4	192	10,5	776	42,6	754	41,4	1820	100,0		46	8,0
13*	The support provided by teaching assistants (if present) is useful to encourage the learning of the course topics.	35	6,8	86	16,7	260	50,5	134	26,0	515	100,0	1326	342	7,0
14*	Teaching assistants (if present) showed to be competent and helpful.	21	4,3	77	15,9	250	51,5	137	28,2	485	100,0	1326	372	7,0

Time-series comparison of average values



(*): Items not submitted to students in the second semester survey.

(**): Item submitted to students only in the second semester survey

(°): Items submitted only for courses where the Teaching Assistants had clear visibility to students.

Teaching evaluation 2019-2020 a.y.- Attending Students

Undergraduate School

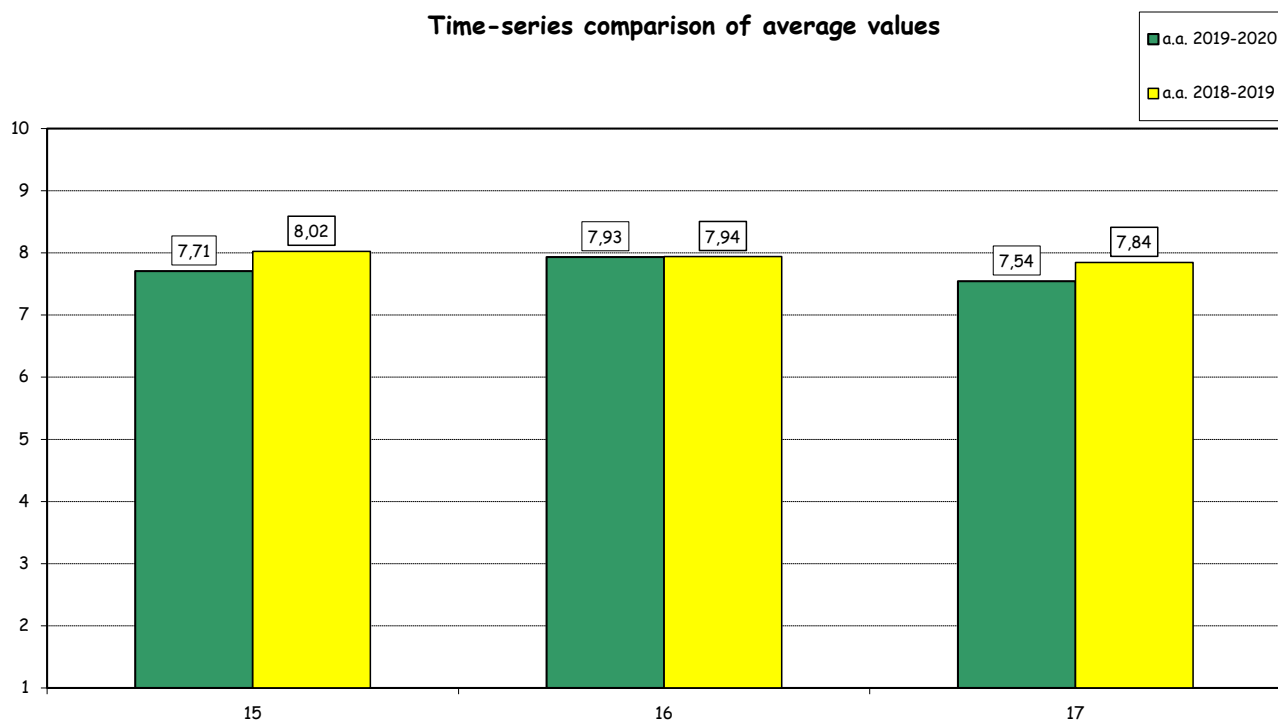
Degree programme: BIEM

N° of questionnaires processed: 4049

SECTION C - OVERALL ASSESSMENT

Item		Strongly disagree		Disagree		Agree		Strongly agree		Total		N.R.	Median values
		1-2		3-4-5		6-7-8		9-10					
		a.v.	%	a.v.	%	a.v.	%	a.v.	%	a.v.	%		
15	The overall quality of teaching is satisfactory.	112	2,8	394	9,9	1898	47,5	1589	39,8	3993	100,0	56	8,0
16	I am interested in the course topics.	89	2,2	335	8,4	1746	43,8	1817	45,6	3987	100,0	62	8,0
17	Overall I am satisfied with the way the course has been carried out.	170	4,3	417	10,5	1866	47,1	1510	38,1	3963	100,0	86	8,0

Time-series comparison of average values

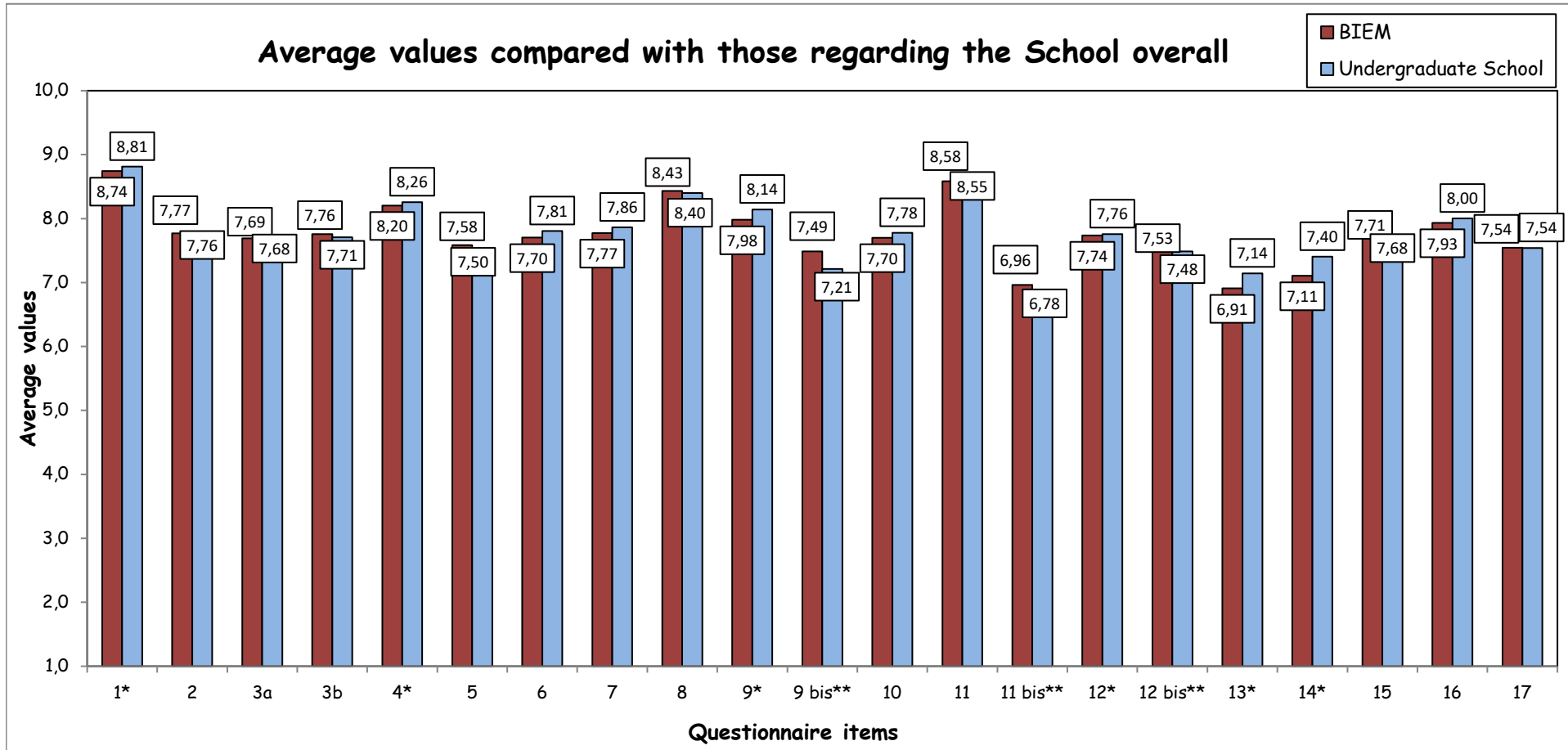


Teaching evaluation 2019-2020 a.y.- Attending Students

Undergraduate School

Degree programme: BIEM

N° of questionnaires processed: 4049



(*): Items not submitted to students in the second semester survey.

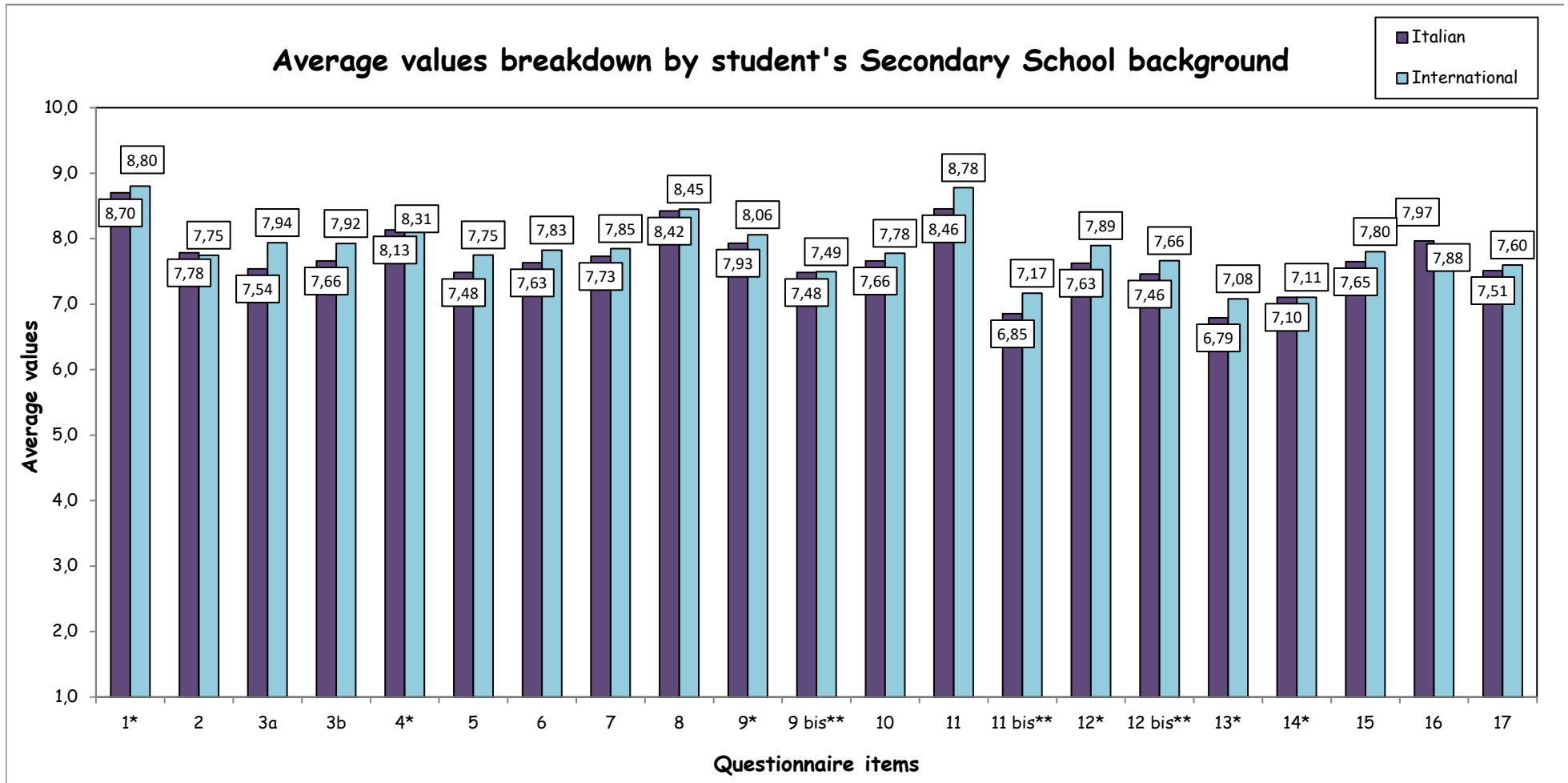
(**): Item submitted to students only in the second semester survey

Teaching evaluation 2019-2020 a.y.- Attending Students

Undergraduate School

Degree programme: BIEM

N° of questionnaires processed: 4049



(*): Items not submitted to students in the second semester survey.

(**): Item submitted to students only in the second semester survey

Teaching evaluation a.y. 2019-2020 - Not Attending Students

Undergraduate School

Degree programme: BIEM

N° of questionnaires processed: 939

2. EVALUATION OF NOT ATTENDING STUDENTS*


STUDENT INFORMATION

Year of study

	Questionnaires processed		Questionnaires processed/students enrolled	
	a.v.	%	2019-20	2018-19
1°	412	43,9	11,0	11,2
2°	211	22,5	4,9	9,7
3°	316	33,7	9,0	10,3
TOTAL	939	100,0	8,1	10,3

Secondary School Background

	a.v.	%	
		2019-20	2018-19
Italian	504	53,7	50,1
International	435	46,3	49,9
TOTAL	939	100,0	100,0



(*): This section summarizes the statistical results of evaluations given by students who declared (in the classroom or remote survey) an attendance of less than 50% of the course lessons.

Teaching evaluation a.y. 2019-2020 - Not Attending Students

Undergraduate School

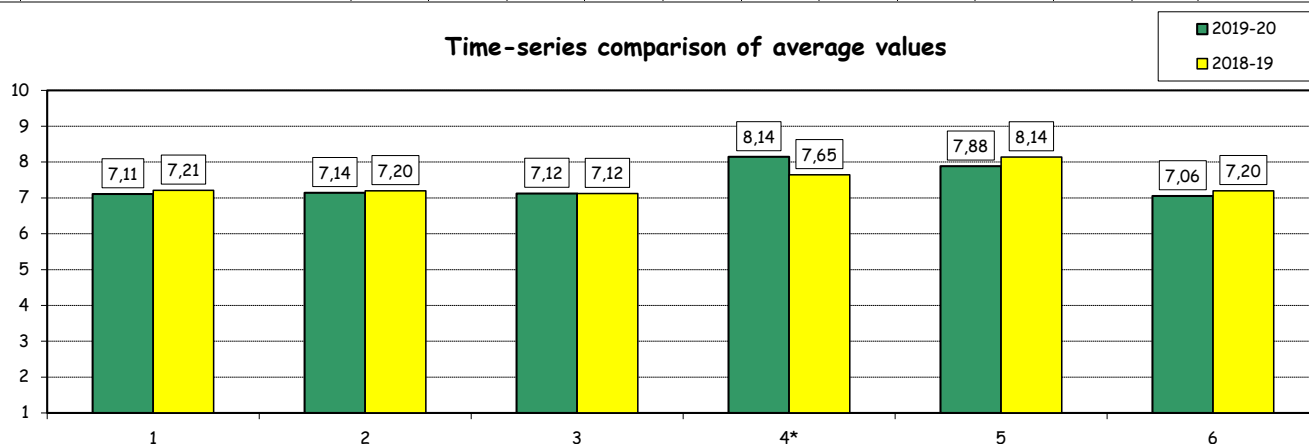
Degree programme: BIEM

N° of questionnaires processed: 939

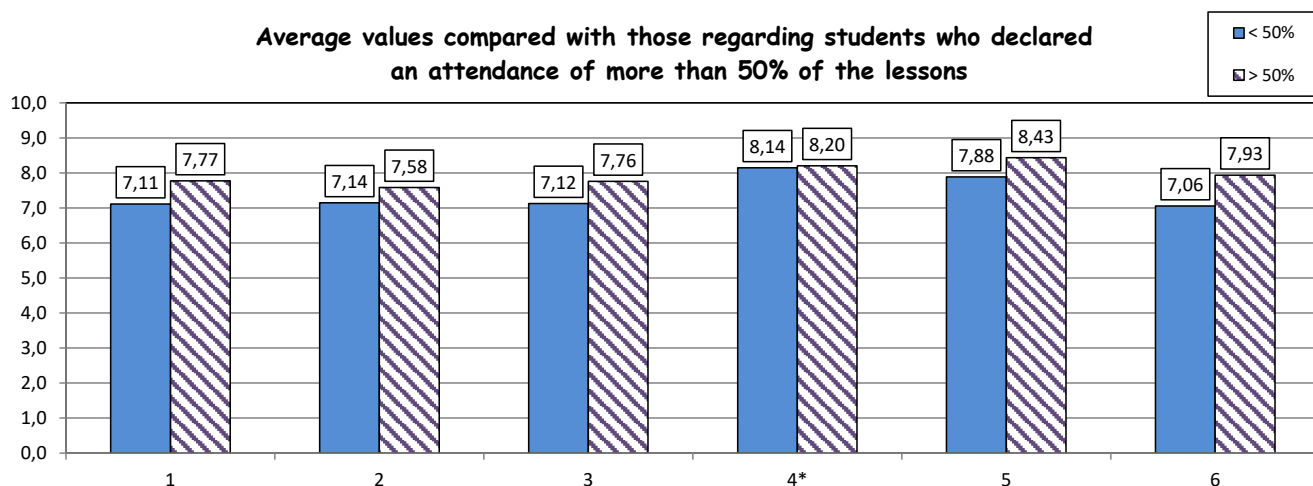
EVALUATIONS

Item	Answers	Strongly disagree		Disagree		Agree		Strongly agree		Total		N.A.	Median Values
		1-2		3-4-5		6-7-8		9-10		a.v.	%		
		a.v.	%	a.v.	%	a.v.	%	a.v.	%				
1	The prior knowledge were sufficient for understanding the topics included in the exam program.	38	4,2	158	17,5	421	46,6	287	31,7	904	100,0	35	7,0
2	The workload required for this course is appropriate compared to the number of credits allocated to it.	48	5,3	137	15,2	438	48,5	281	31,1	904	100,0	35	7,0
3	The course material and readings (indicated and available) are adequate (useful/complete) for the study of the course subject.	48	5,3	134	14,9	439	48,9	277	30,8	898	100,0	41	7,0
4*	The exam rules and procedures have been described clearly.	15	2,1	55	7,8	271	38,4	365	51,7	706	100,0	25	9,0
5	The instructor is available for clarifications and explanations.	23	2,6	82	9,2	382	43,0	402	45,2	889	100,0	50	8,0
6	I am interested in the course topics.	57	6,3	162	18,0	384	42,6	299	33,1	902	100,0	37	7,0

Time-series comparison of average values



Average values compared with those regarding students who declared an attendance of more than 50% of the lessons



(*): Item not submitted to students in the second semester survey.