

VALUTAZIONE DELLA DIDATTICA

**CORSO DI LAUREA IN
ECONOMIC AND SOCIAL SCIENCES
A.A. 2019-2020**

Teaching evaluation 2019-2020 a.y. - Attending Students
Undergraduate School
Degree programme: BESS
N° of questionnaires processed: 1175

1. EVALUATION OF ATTENDING STUDENTS*

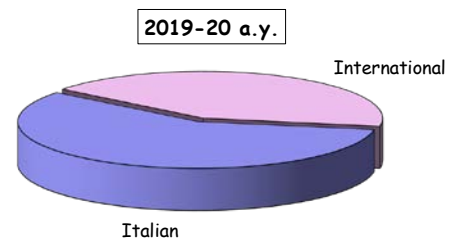
STUDENT INFORMATION

Year of study

	Questionnaires processed		Questionnaires processed/students enrolled	
	a.v.	%	2019-20	2018-19
1°	418	35,6	47,9	51,6
2°	393	33,4	39,2	48,1
3°	364	31,0	41,2	43,5
TOTAL	1.175	100,0	42,6	47,8

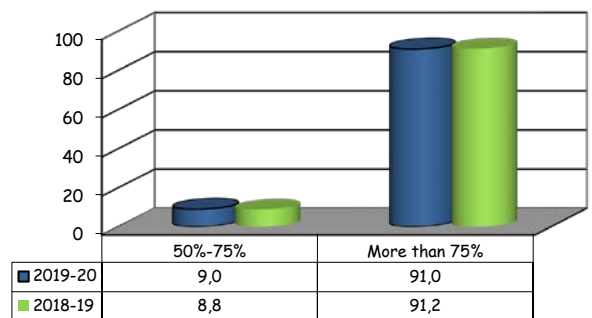
Secondary School Background

	a.v.	%	
		2019-20	2018-19
Italian	680	57,9	72,9
International	495	42,1	27,1
TOTAL	1.175	100,0	100,0



Percentage of lessons attended (as declared by the student)

	a.v.	%	
		2019-20	2018-19
50%-75%	106	9,0	8,8
More than 75%	1.069	91,0	91,2
TOTAL	1.175	100,0	100,0



(*): This section summarizes the statistical results of evaluations given by students who declared (in the classroom or remote survey) an attendance of more than 50% of the course lessons.

Teaching evaluation 2019-2020 a.y. - Attending Students

Undergraduate School

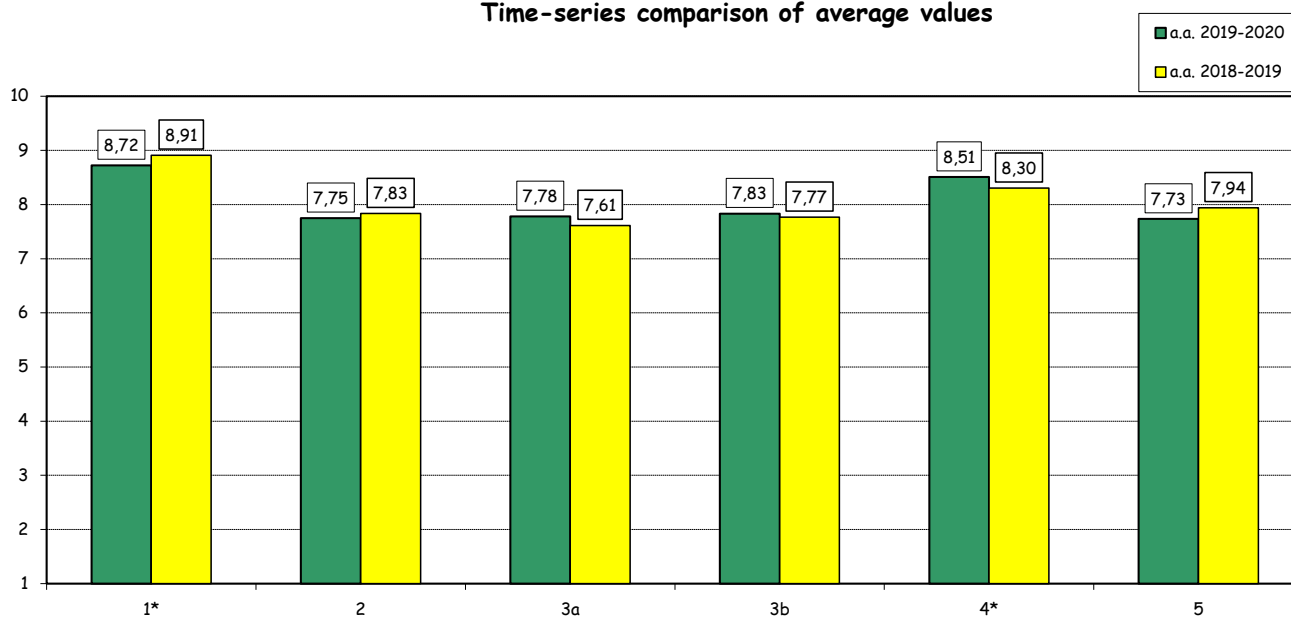
Degree programme: BESS

N° of questionnaires processed: 1175

SECTION A - ORGANISATION OF THE COURSE

Item	Answers	Strongly disagree		Disagree		Agree		Strongly agree		Total	N.R.	Median values	
		1-2		3-4-5		6-7-8		9-10					
		a.v.	%	a.v.	%	a.v.	%	a.v.	%				
1*	The schedule of lectures, practice and any other teaching activities has been respected.	1	0,1	23	3,2	226	31,2	475	65,5	725	100,0	5	9,0
2	The prior academic knowledge was sufficient for understanding the topics covered in the course and included in the examination program.	40	3,4	137	11,7	469	40,1	523	44,7	1169	100,0	6	8,0
3a	The course material and recommended reading list are clear.	48	4,1	112	9,6	470	40,2	539	46,1	1169	100,0	6	8,0
3b	The course material and recommended reading list are adequate (useful/complete) for the study of the course subject.	48	4,1	106	9,1	456	39,2	552	47,5	1162	100,0	13	8,0
4*	The exam rules and procedures have been explained clearly.	17	2,4	45	6,2	204	28,3	455	63,1	721	100,0	9	9,0
5	The workload required for this course is appropriate compared to the number of credits allocated to it.	38	3,2	115	9,8	539	46,1	478	40,9	1170	100,0	5	8,0

Time-series comparison of average values



(*): Item not submitted to students in the second semester survey.

Teaching evaluation 2019-2020 a.y.- Attending Students

Undergraduate School

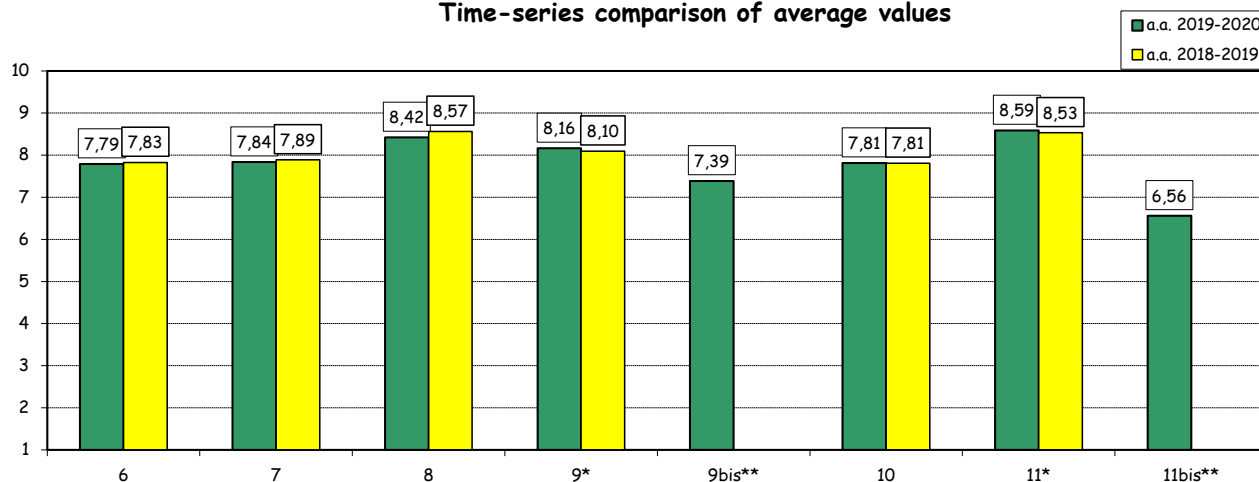
Degree programme: BESS

N° of questionnaires processed: 1708

SECTION B - TEACHING AND STUDY ACTIVITIES

Item		Strongly disagree		Disagree		Agree		Strongly agree		Total		N.R.	Median values
		1-2		3-4-5		6-7-8		9-10					
		a.v.	%	a.v.	%	a.v.	%	a.v.	%	a.v.	%		
6	The instructor stimulates interest in the course subject.	75	4,4	166	9,7	670	39,3	792	46,5	1703	100,0	5	8,0
7	The instructor explains the topics in a clear manner.	70	4,1	154	9,1	672	39,6	800	47,2	1696	100,0	10	8,0
8	The instructor is available for clarifications and explanations.	43	2,6	77	4,6	558	33,1	1008	59,8	1686	100,0	16	9,0
9*	The teaching activities are well organized.	17	1,6	76	7,3	416	40,2	526	50,8	1035	100,0	3	9,0
9bis**	The online teaching activities were helpful in learning the course topics.	63	9,5	70	10,6	229	34,7	298	45,2	660	100,0	7	8,0
10	The instructor encouraged students' involvement and participation.	79	4,7	156	9,3	659	39,2	787	46,8	1681	100,0	19	8,0
11*	The course has been carried out in accordance with the syllabus published on the website.	6	0,8	30	4,1	235	32,5	452	62,5	723	100,0	7	9,0
11bis**	The syllabus of the course was adequately updated according to the changes imposed by the transfer of teaching activities online.	53	12,3	87	20,1	166	38,4	126	29,2	432	100,0	13	7,0

Time-series comparison of average values



(°): The first six items of this section are repeated several times in case of separate evaluation of each faculty member who taught in the courses. For this reason the total amount of answers may vary significantly from that recorded for the rest of the items.

(*): Items not submitted to students in the second semester survey.

(**): Items submitted to students only in the second semester survey

Teaching evaluation 2019-2020 a.y. - Attending Students

Undergraduate School

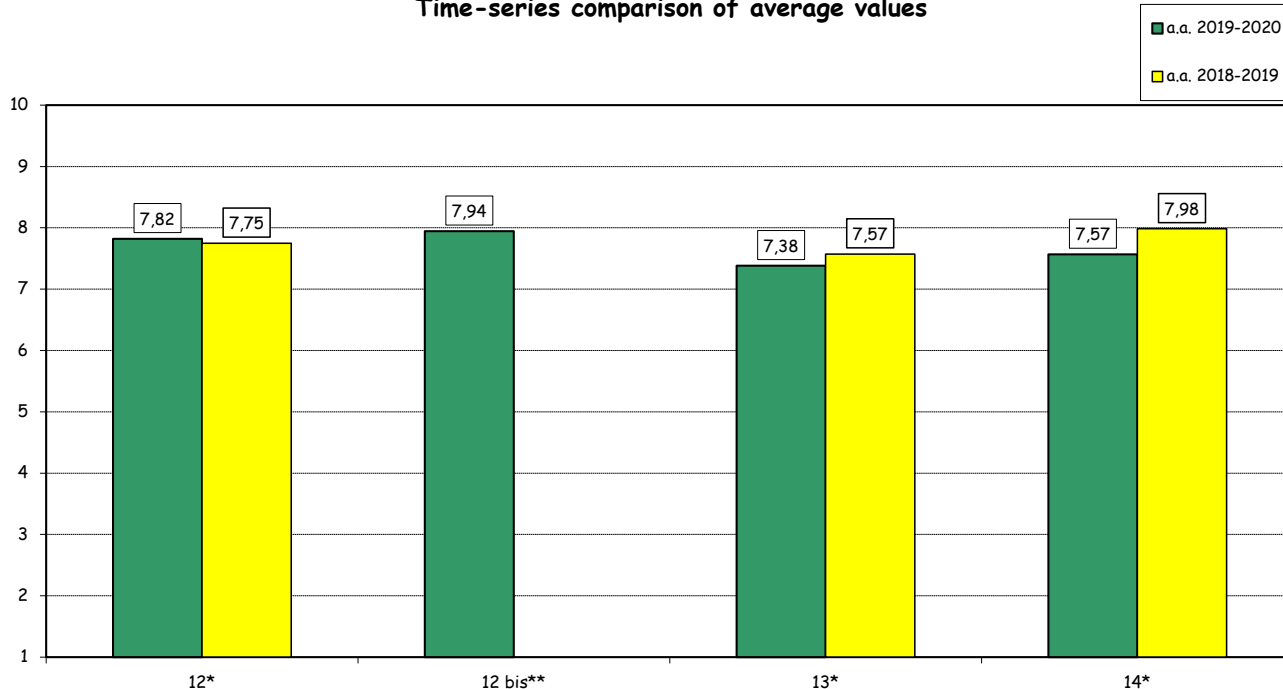
Degree programme: BESS

N° of questionnaires processed: 1175

SECTION B - TEACHING AND STUDY ACTIVITIES

Item		Strongly disagree		Disagree		Agree		Strongly agree		Total		N.A.	N.R.	Median values
		1-2		3-4-5		6-7-8		9-10						
		a.v.	%	a.v.	%	a.v.	%	a.v.	%	a.v.	%			
12*	The supplementary activities (practice, laboratories, tutoring, etc.), if present, have been helpful in learning the course topics.	11	2,6	37	8,8	196	46,6	177	42,0	421	100,0		309	8,0
12 bis**	The electronic platform used for access to online lessons and teaching materials worked well during the semester.	17	3,9	25	5,8	180	41,7	210	48,6	432	100,0		13	8,0
13*	The support provided by teaching assistants (if present) is useful to encourage the learning of the course topics.	11	4,1	35	13,0	132	48,9	92	34,1	270	100,0	393	67	8,0
14*	Teaching assistants (if present) showed to be competent and helpful.	10	3,8	32	12,2	114	43,3	107	40,7	263	100,0	393	74	8,0

Time-series comparison of average values



(*): Items not submitted to students in the second semester survey.

(**): Item submitted to students only in the second semester survey

(°): Items submitted only for courses where the Teaching Assistants had clear visibility to students.

Teaching evaluation 2019-2020 a.y.- Attending Students

Undergraduate School

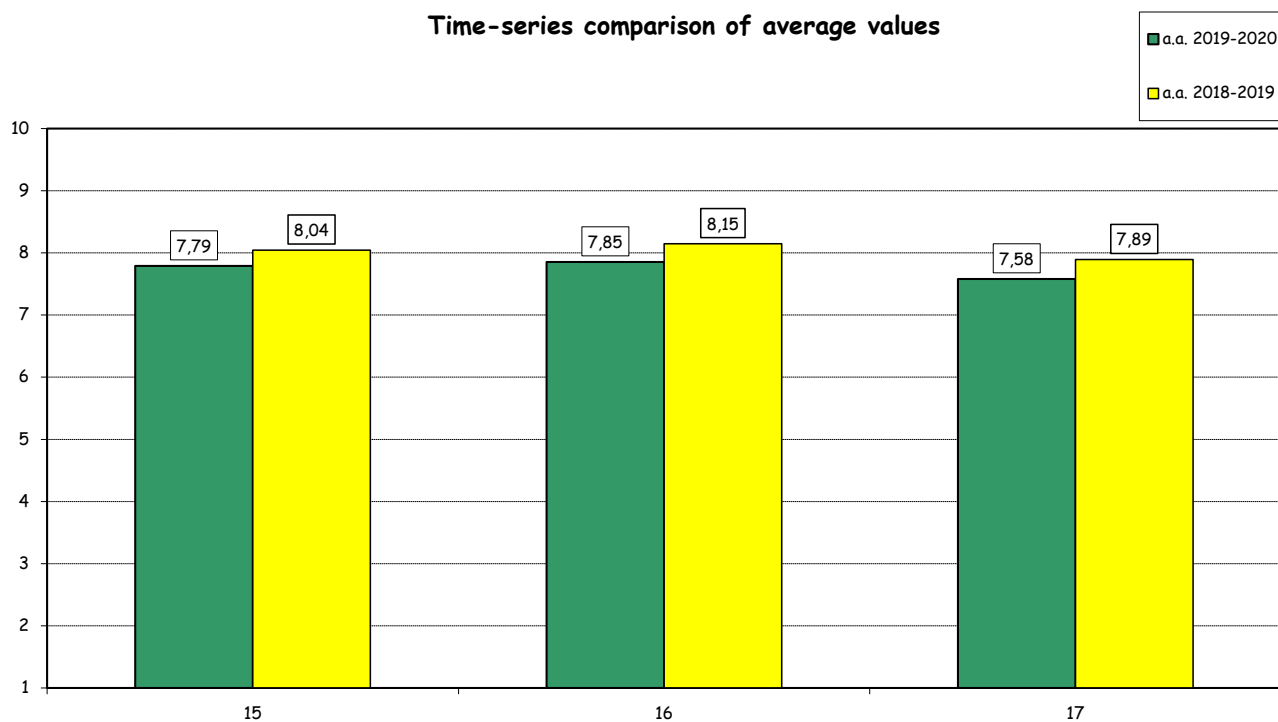
Degree programme: BESS

N° of questionnaires processed: 1175

SECTION C - OVERALL ASSESSMENT

Item	Answers	Strongly disagree		Disagree		Agree		Strongly agree		Total		N.R.	Median values
		1-2		3-4-5		6-7-8		9-10					
		a.v.	%	a.v.	%	a.v.	%	a.v.	%	a.v.	%		
15	The overall quality of teaching is satisfactory.	46	4,0	95	8,2	512	44,0	510	43,9	1163	100,0	12	8,0
16	I am interested in the course topics.	36	3,1	103	8,9	503	43,3	520	44,8	1162	100,0	13	8,0
17	Overall I am satisfied with the way the course has been carried out.	59	5,1	120	10,4	491	42,4	489	42,2	1159	100,0	16	8,0

Time-series comparison of average values

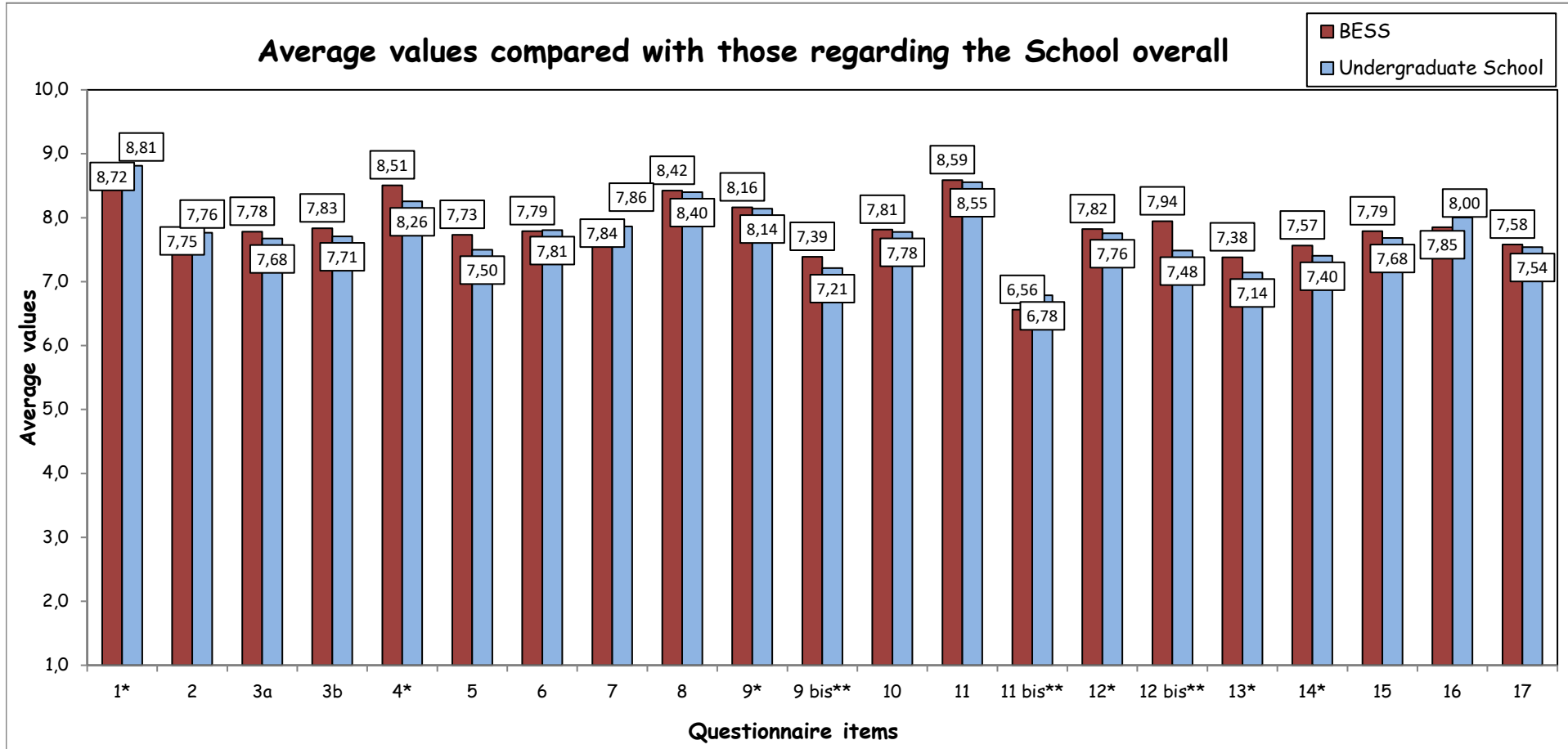


Teaching evaluation 2019-2020 a.y.- Attending Students

Undergraduate School

Degree programme: BESS

N° of questionnaires processed: 1175



(*): Items not submitted to students in the second semester survey.

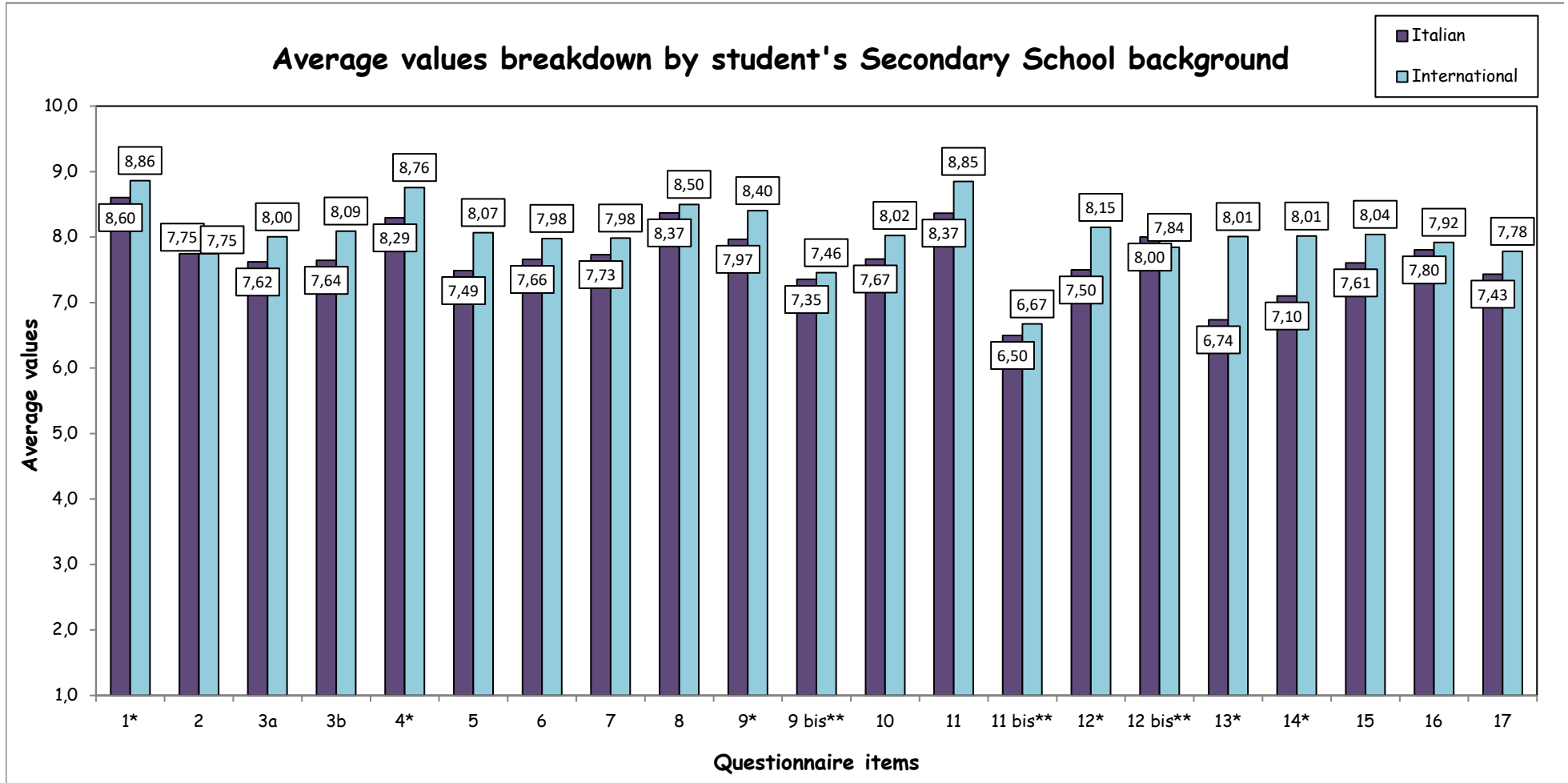
(**): Item submitted to students only in the second semester survey

Teaching evaluation 2019-2020 a.y.- Attending Students

Undergraduate School

Degree programme: BESS

N° of questionnaires processed: 1175



(*): Items not submitted to students in the second semester survey.

(**): Item submitted to students only in the second semester survey

Teaching evaluation a.y. 2019-2020 - Non Attending Students

Undergraduate School

Degree programme: BESS

N° of questionnaires processed: 229

2. EVALUATION OF NOT ATTENDING STUDENTS*


STUDENT INFORMATION

Year of study

	Questionnaires processed		Questionnaires processed/students enrolled	
	a.v.	%	2019-20	2018-19
1°	65	28,4	7,5	11,2
2°	72	31,4	7,2	10,1
3°	92	40,2	10,4	10,0
TOTAL	229	100,0	8,3	10,5

Secondary School Background

	a.v.	% 2019-20	% 2018-19
Italian	105	45,9	63,6
International	124	54,1	36,4
TOTAL	229	100,0	100,0



(*): This section summarizes the statistical results of evaluations given by students who declared (in the classroom or remote survey) an attendance of less than 50% of the course lessons.

Teaching evaluation a.y. 2019-2020 - Non Attending Students

Undergraduate School

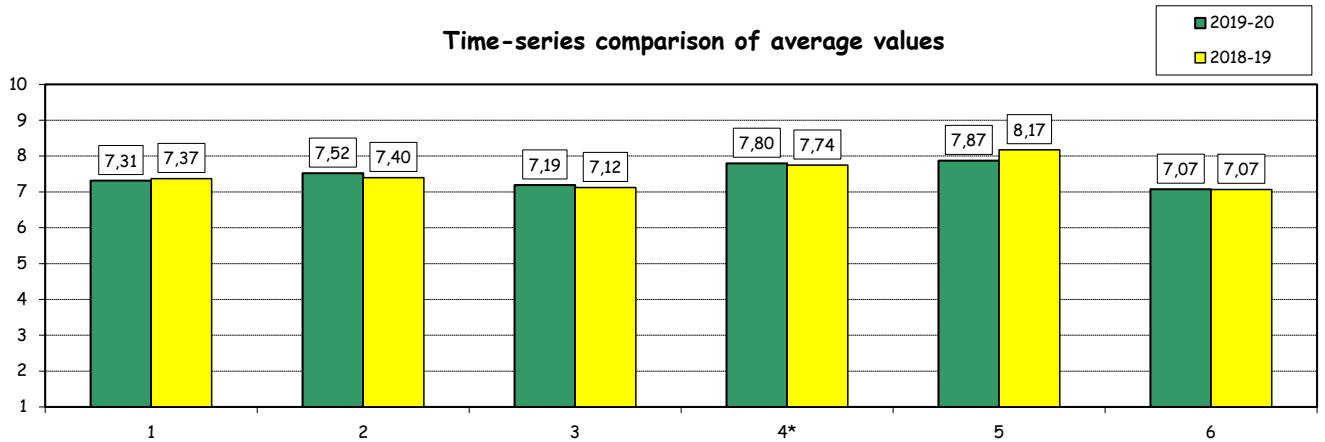
Degree programme: BESS

N° of questionnaires processed: 229

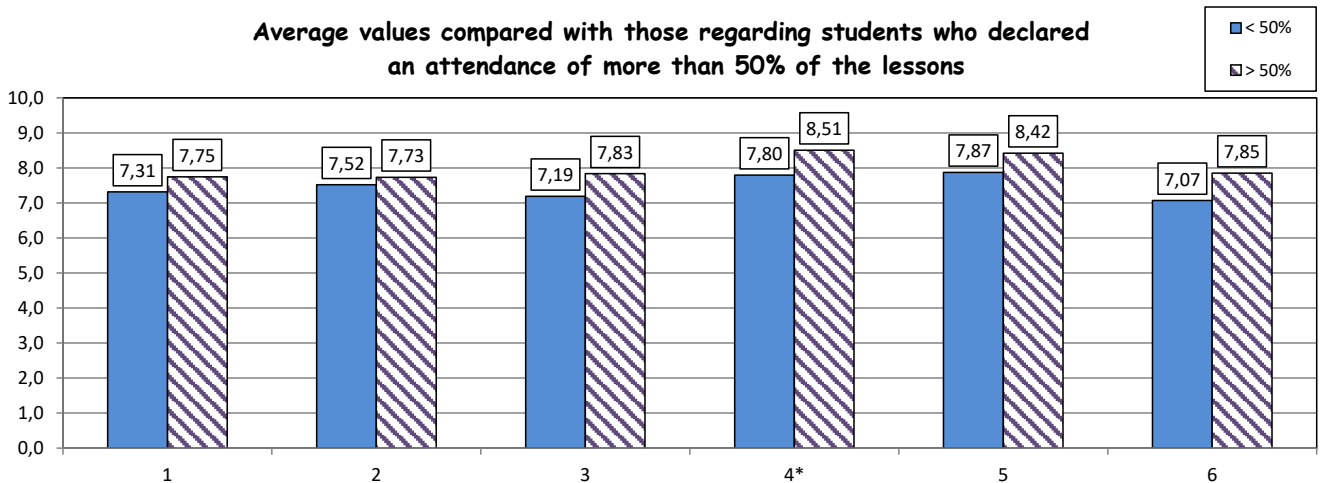
EVALUATIONS

Item	Answers	Strongly disagree		Disagree		Agree		Strongly agree		Total		N.A.	Median Values
		1-2		3-4-5		6-7-8		9-10		a.v.	%		
		a.v.	%	a.v.	%	a.v.	%	a.v.	%				
1	The prior knowledge were sufficient for understanding the topics included in the exam program.	14	6,3	28	12,5	102	45,5	80	35,7	224	100,0	5	8,0
2	The workload required for this course is appropriate compared to the number of credits allocated to it.	9	4,0	20	9,0	117	52,5	77	34,5	223	100,0	6	8,0
3	The course material and readings (indicated and available) are adequate (useful/complete) for the study of the course subject.	15	6,8	25	11,3	106	47,7	76	34,2	222	100,0	7	8,0
4*	The exam rules and procedures have been described clearly.	9	5,0	16	8,8	68	37,6	88	48,6	181	100,0	8	8,0
5	The instructor is available for clarifications and explanations.	12	5,6	17	7,9	80	37,2	106	49,3	215	100,0	14	8,0
6	I am interested in the course topics.	22	9,8	27	12,1	99	44,2	76	33,9	224	100,0	5	8,0

Time-series comparison of average values



Average values compared with those regarding students who declared an attendance of more than 50% of the lessons



(*): Item not submitted to students in the second semester survey.