

TEACHING EVALUATION

BACHELOR OF SCIENCE IN
**ECONOMICS, MANAGEMENT AND
COMPUTER SCIENCE**
2021-22 a.y.



Teaching evaluation 2021-2022 a.y.- Attending Students
Undergraduate School
Degree programme: BEMACS
N° of questionnaires processed: 835

1. EVALUATION OF ATTENDING STUDENTS*

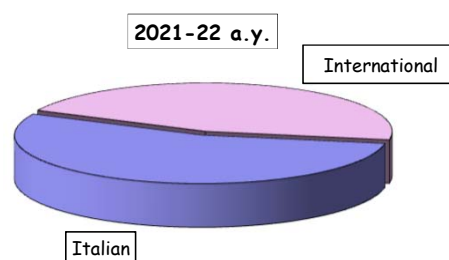
STUDENT INFORMATION

Year of study

	Questionnaires processed		Questionnaires processed/students	
	a.v.	%	2021-22	2020-21
1°	377	45,1	50,8	30,4
2°	272	32,6	34,4	26,0
3°	186	22,3	20,1	27,0
TOTAL	835	100,0	33,9	27,7

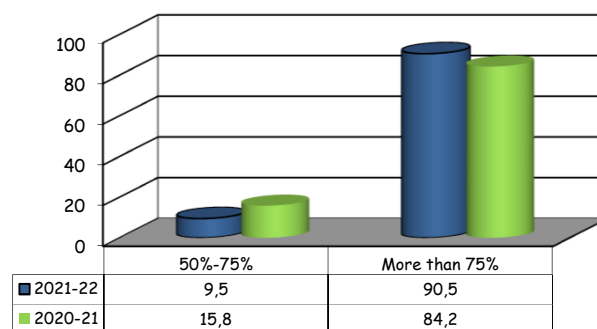
Secondary School Background

	a.v.	%	
		2021-22	2020-21
Italian	454	54,4	78,2
International	381	45,6	21,8
TOTAL	835	100,0	100,0



Percentage of lessons attended (as declared by the student)

	a.v.	%	
		2021-22	2020-21
50%-75%	79	9,5	15,8
More than 75%	756	90,5	84,2
TOTAL	835	100,0	100,0



(*): This section summarizes the statistical results of evaluations given by students who declared (in the classroom or remote survey) an attendance of more than 50% of the course lessons.

Teaching evaluation 2021-2022 a.y. - Attending Students

Undergraduate School

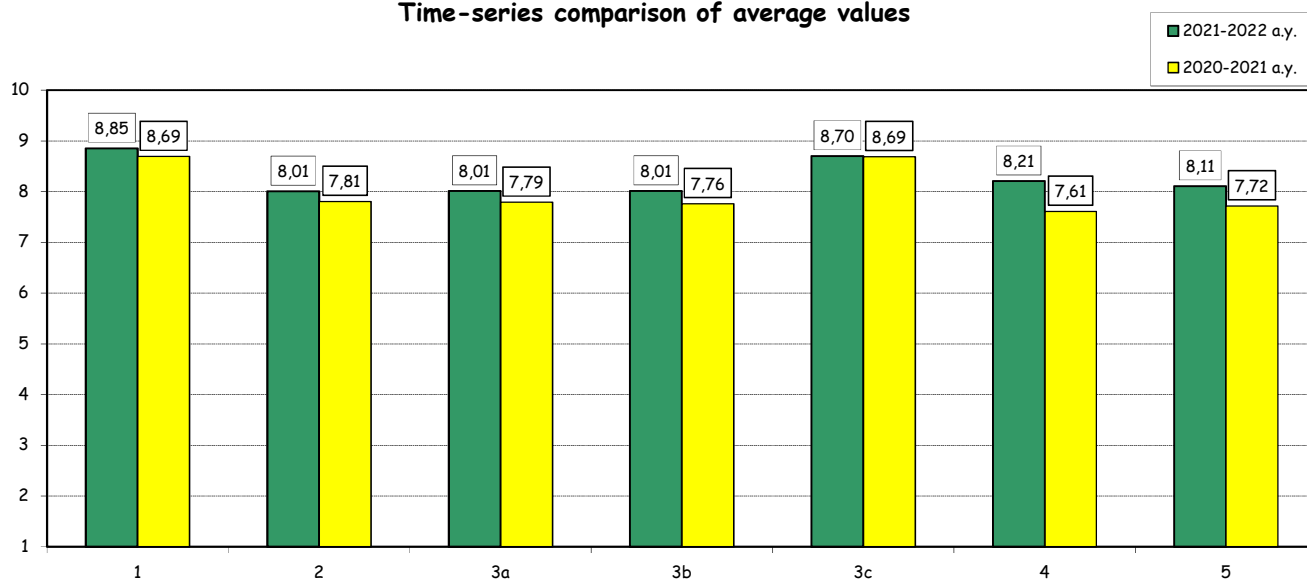
Degree programme: BEMACS

N° of questionnaires processed: 835

SECTION A - ORGANISATION OF THE COURSE

Item		Strongly disagree		Disagree		Agree		Strongly agree		Total		N.R.	Median values
		1-2		3-4-5		6-7-8		9-10					
		a.v.	%	a.v.	%	a.v.	%	a.v.	%	a.v.	%		
1	The schedule of lectures, practice and any other teaching activities has been respected.	4	0,5	14	1,7	250	30,2	561	67,7	829	100,0	6	9,0
2	Your prior academic knowledge was sufficient for understanding the topics covered in the course and included in the examination program.	16	1,9	85	10,2	313	37,6	419	50,3	833	100,0	2	9,0
3a	The course material and recommended reading list are clear.	8	1,0	71	8,6	371	44,7	380	45,8	830	100,0	5	8,0
3b	The course material and recommended reading list are adequate (useful/complete) for the study of the course subject.	9	1,1	68	8,2	367	44,4	383	46,3	827	100,0	8	8,0
3c	Having access to the recorded lessons was useful for learning the course topics.	10	1,2	50	6,0	211	25,4	560	67,4	831	100,0	4	9,0
4	The exam rules and procedures have been explained clearly.	14	1,7	52	6,3	315	38,0	448	54,0	829	100,0	6	9,0
5	The workload required for this course is appropriate compared to the number of credits allocated to it.	12	1,4	53	6,4	365	43,9	402	48,3	832	100,0	3	8,0

Time-series comparison of average values



Teaching evaluation 2021-2022 a.y. - Attending Students

Undergraduate School

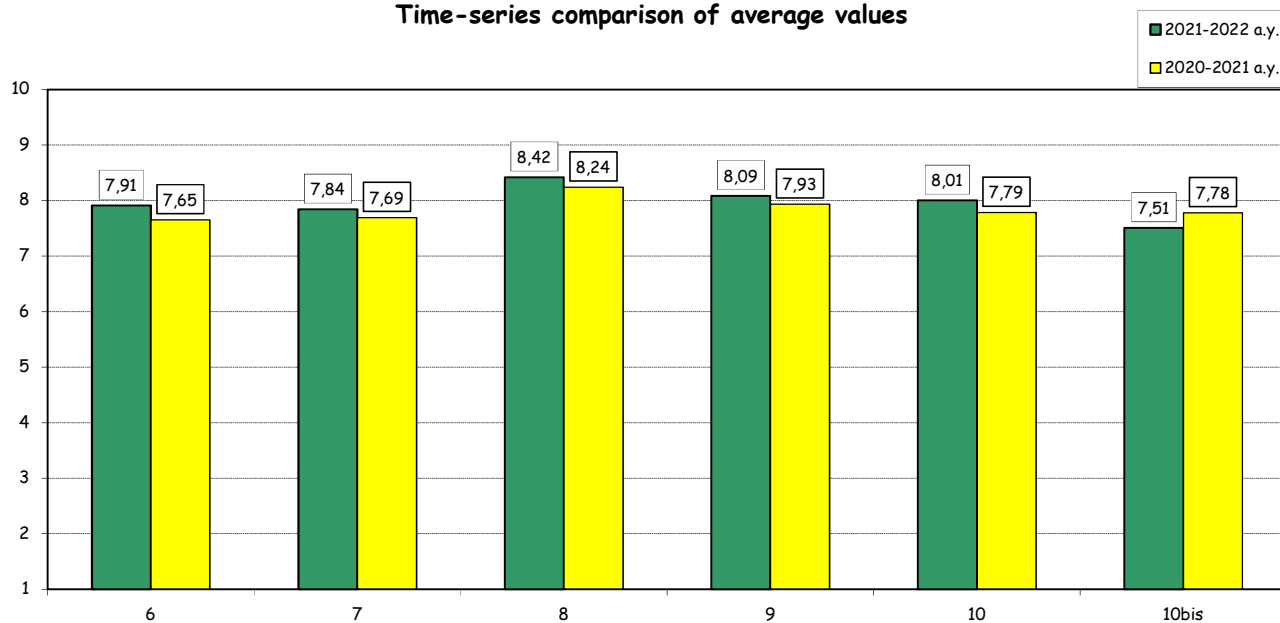
Degree programme: BEMACS

N° of questionnaires processed: 835

SECTION B - TEACHING AND STUDY ACTIVITIES

Item		Strongly disagree		Disagree		Agree		Strongly agree		Total		N.A.	Median Values
		1-2		3-4-5		6-7-8		9-10					
		a.v.	%	a.v.	%	a.v.	%	a.v.	%	a.v.	%		
6	The instructor stimulates interest in the course subject.	46	3,0	149	9,6	606	38,9	756	48,6	1557	100,0	2	8,0
7	The instructor explains the topics in a clear manner.	42	2,7	147	9,5	666	42,9	697	44,9	1552	100,0	4	8,0
8	The instructor is available for clarifications and explanations (even remotely)	21	1,4	83	5,4	561	36,3	879	56,9	1544	100,0	11	9,0
9	Teaching activities are well organized.	30	1,9	123	7,9	613	39,5	784	50,6	1550	100,0	8	9,0
10	The instructor encouraged participation during the lessons in the classroom or remotely (in the manner permitted by the electronic platform used).	33	2,1	129	8,3	655	42,2	734	47,3	1551	100,0	6	8,0
10bis	Remote interaction during the lessons is effective.	13	1,8	93	12,6	400	54,1	234	31,6	740	100,0	95	8,0

Time-series comparison of average values



(°): The first five items of this section are repeated several times in case of separate evaluation of each faculty member who taught in the courses. For this reason the total amount of answers may vary significantly from that recorded for the rest of the items.

Teaching evaluation 2021-2022 a.y. - Attending Students

Undergraduate School

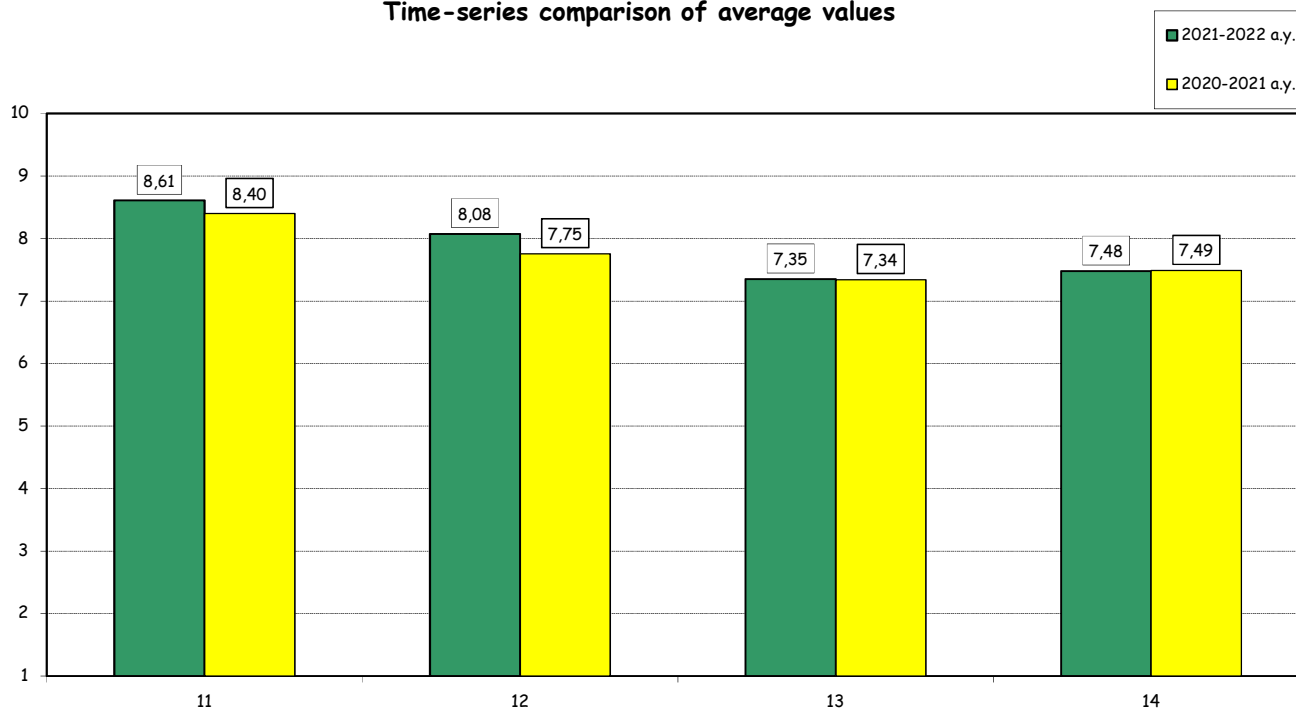
Degree programme: BEMACS

N° of questionnaires processed: 835

SECTION B - TEACHING AND STUDY ACTIVITIES

Item	Answers	Strongly disagree		Disagree		Agree		Strongly agree		Total		N.A.	N.R.	Median values
		1-2		3-4-5		6-7-8		9-10						
		a.v.	%	a.v.	%	a.v.	%	a.v.	%	a.v.	%			
11	The course has been carried out in accordance with the syllabus published on the website (taking into account any changes due to the return to distance learning).	5	0,6	13	1,6	316	38,7	483	59,1	817	100,0		18	9,0
12	The supplementary activities (practice, workshops, group work, etc.), if present, have been helpful in learning the course topics.	16	2,6	43	7,0	253	41,3	300	49,0	612	100,0		223	8,0
13	The support provided by teaching assistants (if present) has been helpful in learning the course topics.°	12	6,2	24	12,4	88	45,4	70	36,1	194	100,0	38	603	8,0
14	Teaching assistants (if present) are competent and helpful.°	10	5,1	25	12,8	85	43,6	75	38,5	195	100,0	42	598	8,0

Time-series comparison of average values



(°): Items submitted only for courses where the Teaching Assistants had clear visibility to students.

Teaching evaluation 2021-2022 a.y.- Attending Students

Undergraduate School

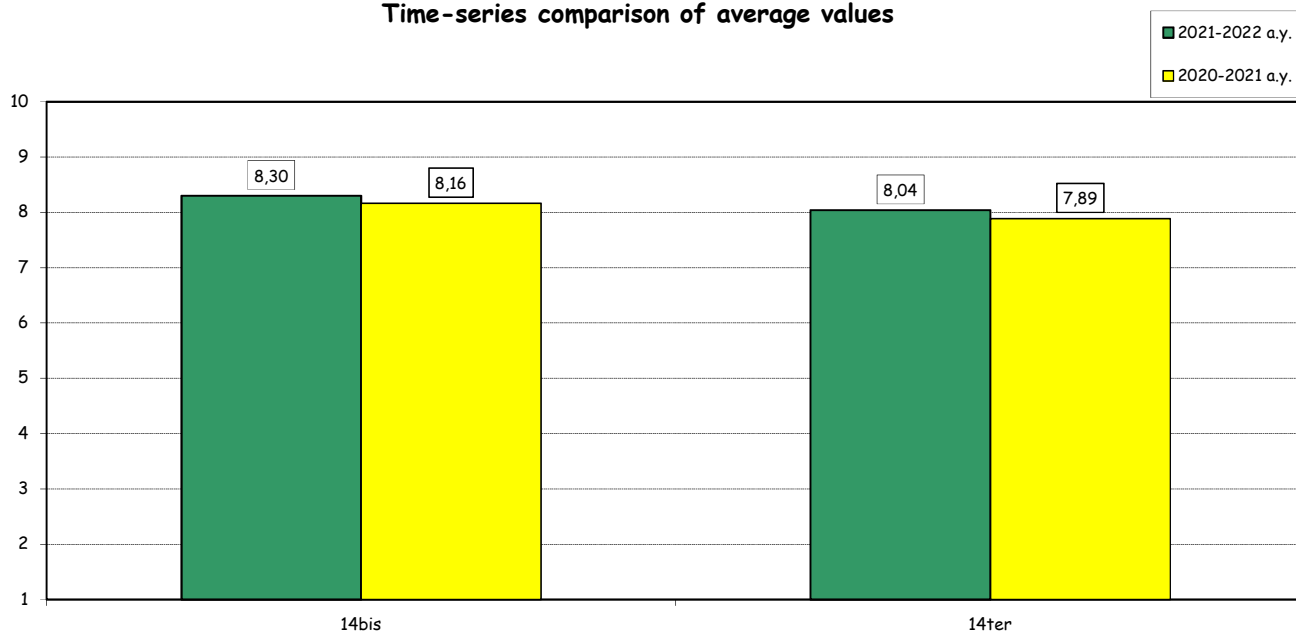
Degree programme: BEMACS

N° of questionnaires processed: 835

SECTION C - TECHNICAL ASPECTS OF TEACHING

Item		Strongly disagree		Disagree		Agree		Strongly agree		Total		N.A.	Median Values
		1-2		3-4-5		6-7-8		9-10		a.v.	%		
		a.v.	%	a.v.	%	a.v.	%	a.v.	%				
14bis	The electronic platform BlackBoard used to support teaching worked well during the semester.	9	1,1	37	4,5	353	42,9	424	51,5	823	100,0	12	9,0
14ter	The electronic platform BlackBoard makes remote interaction with the instructor easy and effective	13	1,6	47	5,8	393	48,1	364	44,6	817	100,0	18	8,0

Time-series comparison of average values



Teaching evaluation 2021-2022 a.y.- Attending Students

Undergraduate School

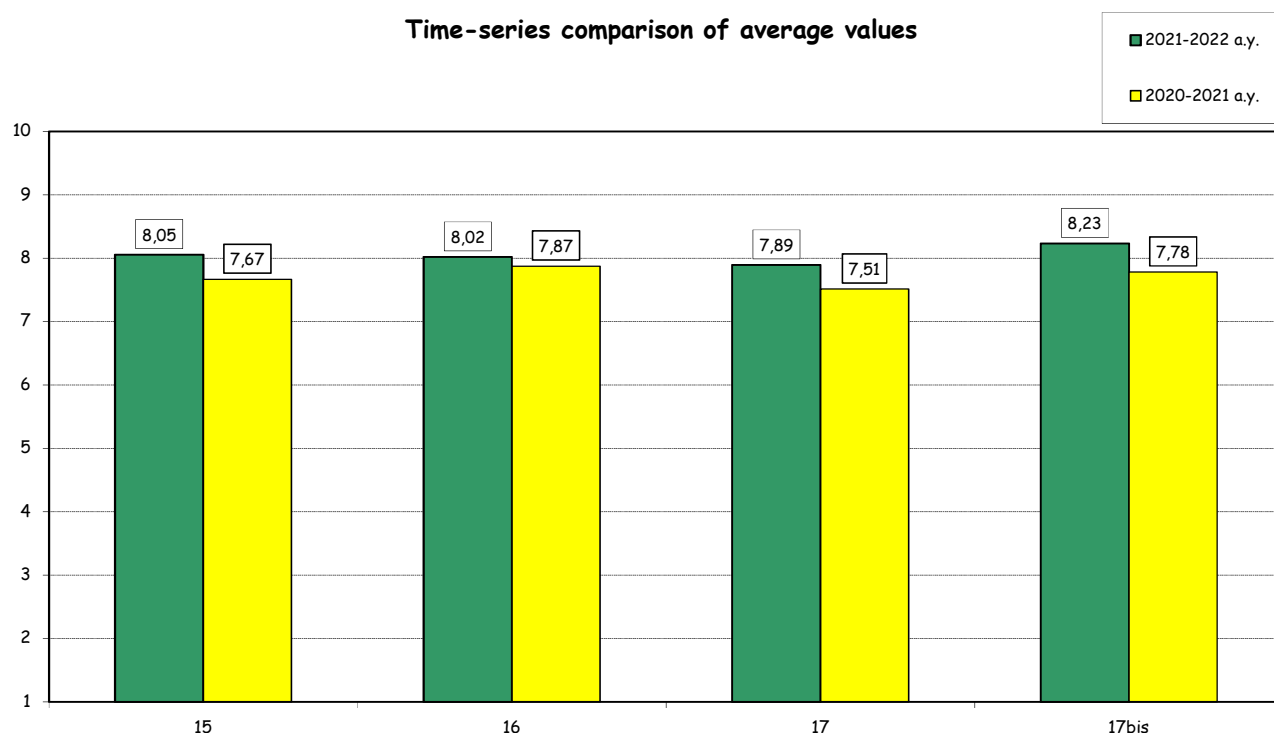
Degree programme: BEMACS

N° of questionnaires processed: 835

SECTION D - OVERALL ASSESSMENT

Item		Strongly disagree		Disagree		Agree		Strongly agree		Total		N.A.	Median Values
		1-2		3-4-5		6-7-8		9-10					
		a.v.	%	a.v.	%	a.v.	%	a.v.	%	a.v.	%		
15	The overall quality of teaching is satisfactory.	8	1,0	54	6,6	390	47,5	369	44,9	821	100,0	14	8,0
16	I am interested in the course topics.	21	2,6	66	8,0	338	41,1	397	48,3	822	100,0	13	8,0
17	Overall I am satisfied with the way the course has been carried out.	10	1,2	71	8,7	394	48,0	345	42,1	820	100,0	15	8,0
17bis	The use of online and/or blended teaching methods has been effective in learning the course topics.	8	1,0	52	6,8	326	42,4	382	49,7	768	100,0	67	8,0

Time-series comparison of average values



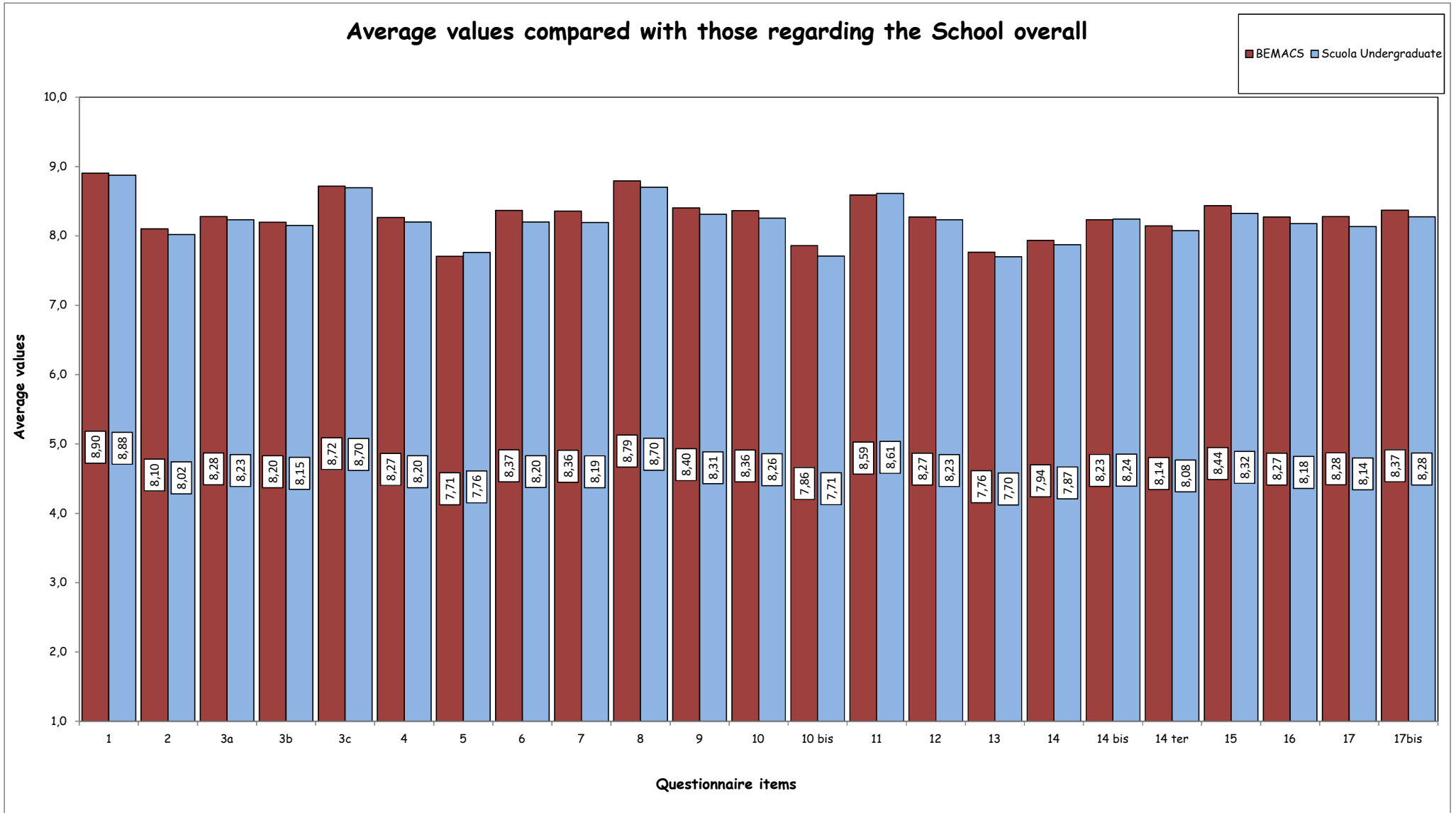
Teaching evaluation 2021-2022 a.y. - Attending Students

Undergraduate School

Degree programme: BEMACS

N° of questionnaires processed: 835

Average values compared with those regarding the School overall



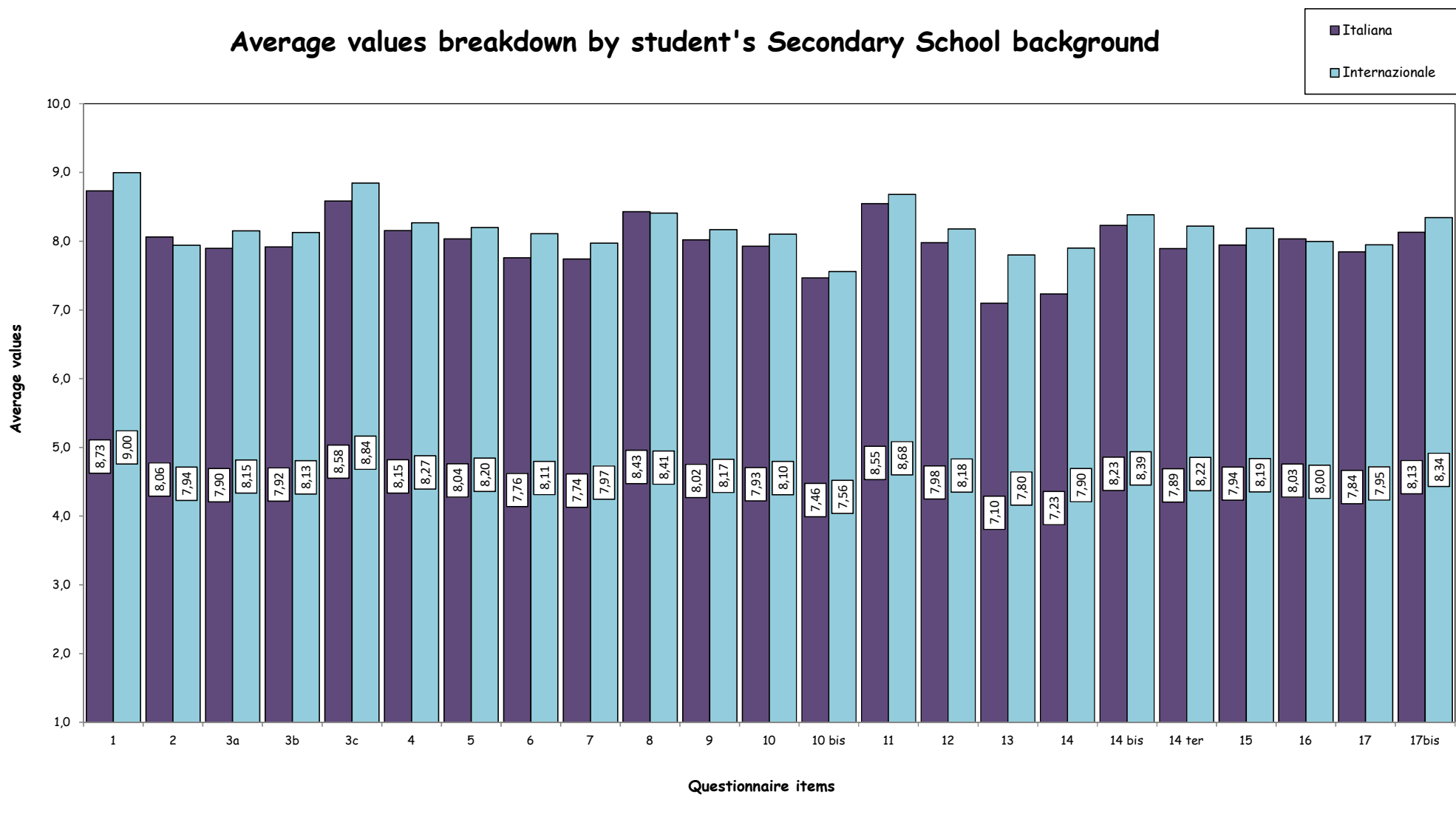
Teaching evaluation 2021-2022 a.y.- Attending Students

Undergraduate School

Degree programme: BEMACS

N° of questionnaires processed: 835

Average values breakdown by student's Secondary School background



Teaching evaluation a.y. 2021-2022 - Non Attending Students

Undergraduate School

Degree programme: BEMACS

N° of questionnaires processed: 164

2. EVALUATION OF NOT ATTENDING STUDENTS*

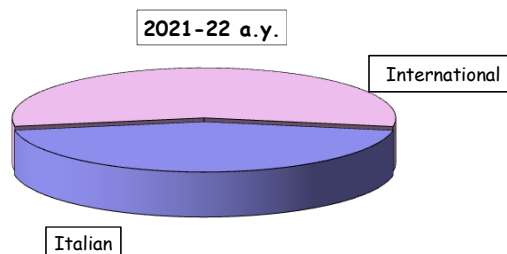
STUDENT INFORMATION

Year of study

	Questionnaires processed		Questionnaires processed/students enrolled	
	a.v.	%	2021-22	2020-21
1°	46	28,0	6,2	2,4
2°	47	28,7	5,9	1,3
3°	71	43,3	7,7	4,1
TOTAL	164	100,0	6,7	2,5

Secondary School Background

	a.v.	%	
		2021-22	2020-21
Italian	73	44,5	71,2
International	91	55,5	28,8
TOTAL	164	100,0	100,0



(*): This section summarizes the statistical results of evaluations given by students who declared (in the classroom or remote survey) an attendance of less than 50% of the course lessons.

Teaching evaluation a.y. 2021-2022 - Non Attending Students

Undergraduate School

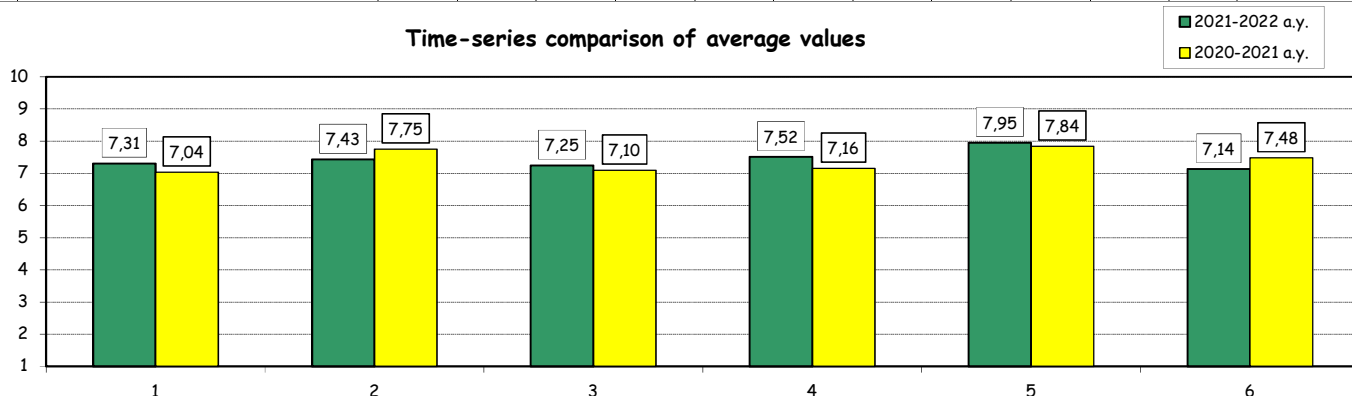
Degree programme: BEMACS

N° of questionnaires processed: 164

EVALUATIONS

Item	Answers	Strongly disagree		Disagree		Agree		Strongly agree		Total		N.A.	Median Values
		1-2		3-4-5		6-7-8		9-10		a.v.	%		
		a.v.	%	a.v.	%	a.v.	%	a.v.	%	a.v.	%		
1	Your prior academic knowledge was sufficient for understanding the topics covered in the course and included in the examination program.	7	5,3	20	15,0	60	45,1	46	34,6	133	100,0	31	8,0
2	The workload required for this course is appropriate compared to the number of credits allocated to it.	3	2,3	16	12,1	74	56,1	39	29,5	132	100,0	32	8,0
3	The course material and recommended reading list are adequate (useful/complete) for the study of the course subject.	4	3,0	18	13,5	72	54,1	39	29,3	133	100,0	31	7,0
4	The exam rules and procedures have been explained clearly.	6	4,5	15	11,4	56	42,4	55	41,7	132	100,0	32	8,0
5	The instructor is available for clarifications and explanations (even remotely)	6	4,5	10	7,5	47	35,3	70	52,6	133	100,0	31	9,0
6	I am interested in the course topics.	15	11,4	10	7,6	63	47,7	44	33,3	132	100,0	32	8,0

Time-series comparison of average values



Average values compared with those regarding students who declared an attendance of more than 50% of the lessons

