

TEACHING EVALUATION

**BACHELOR IN
BACHELOR OF SCIENCE IN ECONOMICS,
MANAGEMENT AND COMPUTER
SCIENCE
2020-21 a.y.**



Teaching evaluation 2020-2021 a.y.- Attending Students

Undergraduate School

Degree programme: BEMACS

N° of questionnaires processed: 646

1. EVALUATION OF ATTENDING STUDENTS*

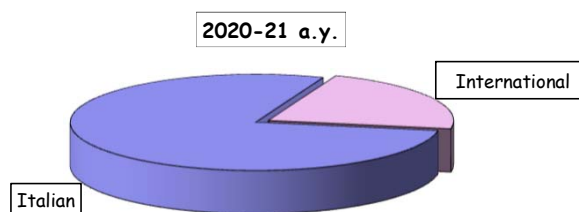
STUDENT INFORMATION

Year of study

	Questionnaires processed		Questionnaires processed/students	
	a. v.	%	2020-21	2019-20
1°	228	35,3	30,4	35,7
2°	222	34,4	26,0	45,6
3°	196	30,3	27,0	32,7
TOTAL	646	100,0	27,7	38,0

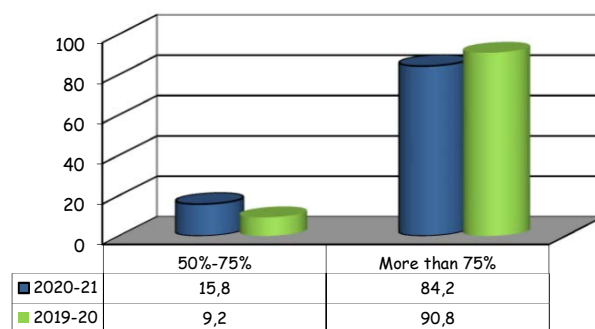
Secondary School Background

	a. v.	%	
		2020-21	2019-20
Italian	505	78,2	66,5
International	141	21,8	33,5
TOTAL	646	100,0	100,0



Percentage of lessons attended (as declared by the student)

	a. v.	%	
		2020-21	2019-20
50%-75%	102	15,8	9,2
More than 75%	544	84,2	90,8
TOTAL	646	100,0	100,0



(*): This section summarizes the statistical results of evaluations given by students who declared (in the classroom or remote survey) an attendance of more than 50% of the course lessons.

Teaching evaluation 2020-2021 a.y. - Attending Students

Undergraduate School

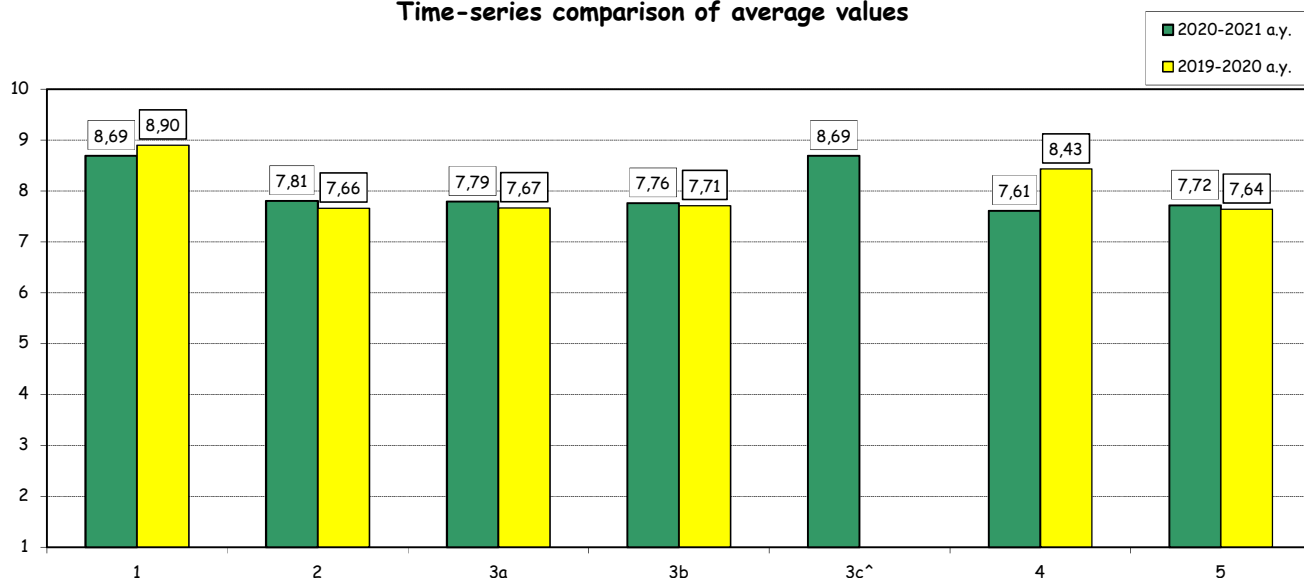
Degree programme: BEMACS

N° of questionnaires processed: 646

SECTION A - ORGANISATION OF THE COURSE

Item		Strongly disagree		Disagree		Agree		Strongly agree		Total		N.R.	Median values
		1-2		3-4-5		6-7-8		9-10		a.v.	%		
		a.v.	%	a.v.	%	a.v.	%	a.v.	%				
1	The schedule of lectures, practice and any other teaching activities has been respected.	11	1,7	19	3,0	183	28,7	425	66,6	638	100,0	4	9,0
2	Your prior academic knowledge was sufficient for understanding the topics covered in the course and included in the examination program.	19	3,0	77	12,1	247	38,7	296	46,3	639	100,0	7	8,0
3a	The course material and recommended reading list are clear.	25	3,9	57	8,9	268	41,9	290	45,3	640	100,0	6	8,0
3b	The course material and recommended reading list are adequate (useful/complete) for the study of the course subject.	30	4,7	54	8,4	270	42,1	287	44,8	641	100,0	5	8,0
3c^	Having access to the recorded lessons was useful for learning the course topics.	11	1,7	32	5,0	155	24,3	440	69,0	638	100,0	8	9,0
4	The exam rules and procedures have been explained clearly.	46	7,2	65	10,2	207	32,4	320	50,2	638	100,0	8	8,0
5	The workload required for this course is appropriate compared to the number of credits allocated to it.	29	4,5	59	9,2	280	43,8	271	42,4	639	100,0	7	8,0

Time-series comparison of average values



(^): item added for the first time in the academic year 2020-21.

Teaching evaluation 2020-2021 a.y. - Attending Students

Undergraduate School

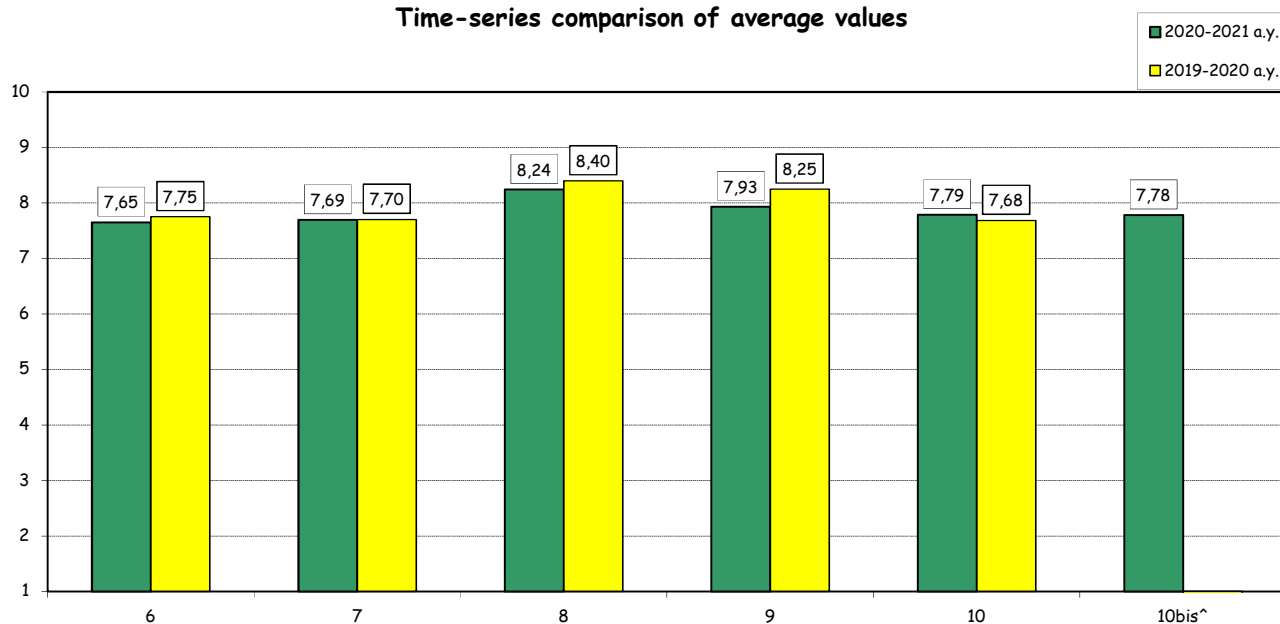
Degree programme: BEMACS

N° of questionnaires processed: 646

SECTION B - TEACHING AND STUDY ACTIVITIES

Item		Strongly disagree		Disagree		Agree		Strongly agree		Total		N.A.	Median Values
		1-2		3-4-5		6-7-8		9-10					
		a.v.	%	a.v.	%	a.v.	%	a.v.	%	a.v.	%		
6	The instructor stimulates interest in the course subject.	76	6,1	126	10,1	489	39,1	560	44,8	1251	100,0	5	8,0
7	The instructor explains the topics in a clear manner.	63	5,1	123	9,9	513	41,1	548	43,9	1247	100,0	8	8,0
8	The instructor is available for clarifications and explanations (even remotely)	38	3,1	78	6,3	429	34,7	692	55,9	1237	100,0	14	9,0
9	Teaching activities are well organized.	49	3,9	91	7,3	514	41,3	592	47,5	1246	100,0	8	8,0
10	The instructor encouraged participation during the lessons in the classroom or remotely (in the manner permitted by the electronic platform used).	57	4,6	107	8,6	519	41,7	561	45,1	1244	100,0	8	8,0
10bis [^]	Remote interaction during the lessons is effective.	20	3,3	52	8,5	280	45,6	262	42,7	614	100,0	32	8,0

Time-series comparison of average values



(°): The first five items of this section are repeated several times in case of separate evaluation of each faculty member who taught in the courses. For this reason the total amount of answers may vary significantly from that recorded for the rest of the items.

(^): item added for the first time in the academic year 2020-21.

Teaching evaluation 2020-2021 a.y. - Attending Students

Undergraduate School

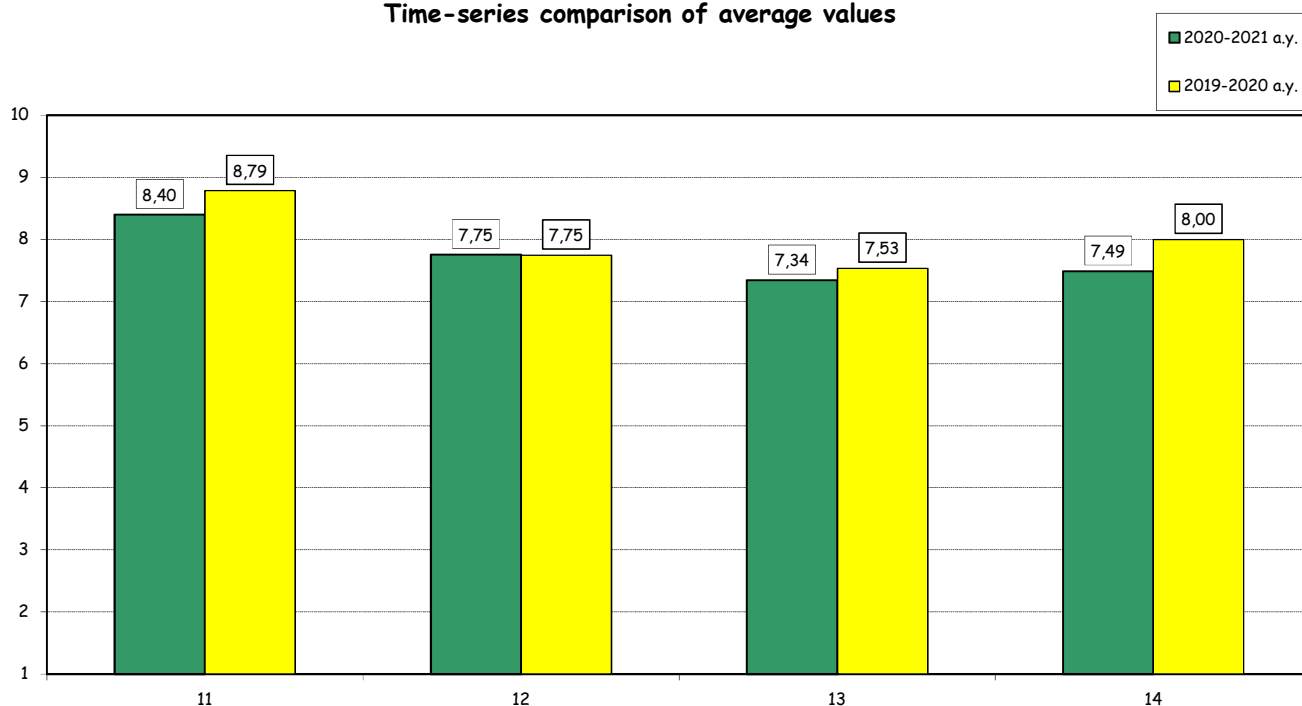
Degree programme: BEMACS

N° of questionnaires processed: 646

SECTION B - TEACHING AND STUDY ACTIVITIES

Item	Answers	Strongly disagree		Disagree		Agree		Strongly agree		Total		N.A.	N.R.	Median values
		1-2		3-4-5		6-7-8		9-10						
		a.v.	%	a.v.	%	a.v.	%	a.v.	%	a.v.	%			
11	The course has been carried out in accordance with the syllabus published on the website (taking into account any changes due to the return to distance learning).	14	2,3	23	3,7	219	35,6	359	58,4	615	100,0		31	9,0
12	The supplementary activities (practice, workshops, group work, etc.), if present, have been helpful in learning the course topics.	25	5,7	32	7,3	174	39,5	209	47,5	440	100,0		206	8,0
13	The support provided by teaching assistants (if present) has been helpful in learning the course topics.	26	10,2	29	11,4	85	33,5	114	44,9	254	100,0	105	287	8,0
14	Teaching assistants (if present) are competent and helpful	24	9,7	27	10,9	78	31,5	119	48,0	248	100,0	110	288	8,0

Time-series comparison of average values



(°): Items submitted only for courses where the Teaching Assistants had clear visibility to students.

Teaching evaluation 2020-2021 a.y. - Attending Students

Undergraduate School

Degree programme: BEMACS

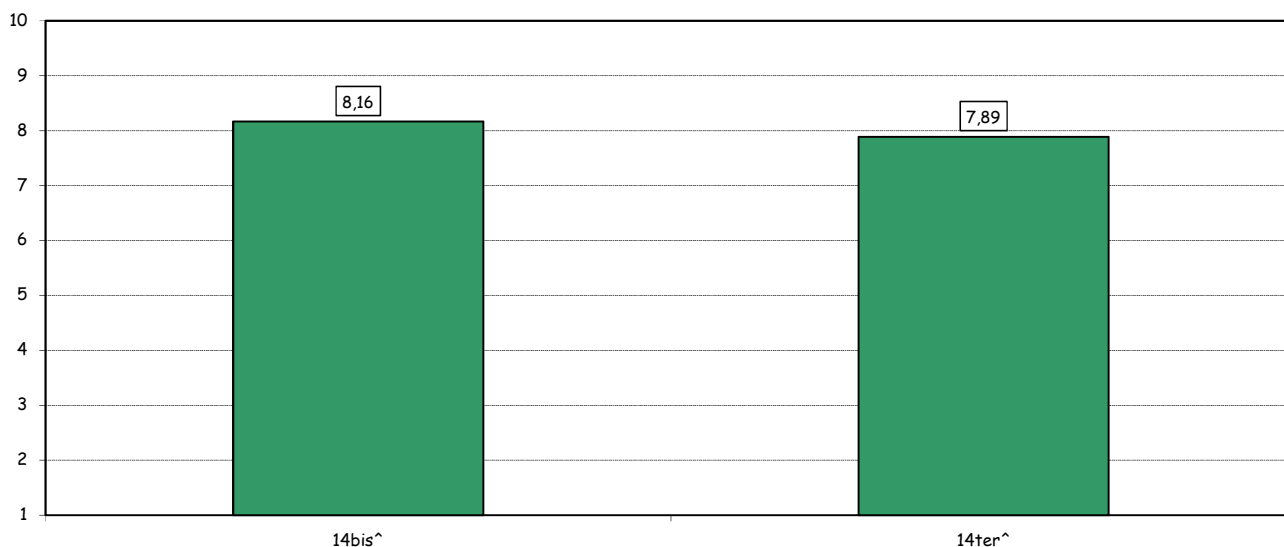
N° of questionnaires processed: 646

SECTION C - TECHNICAL ASPECTS OF TEACHING

Item		Strongly disagree		Disagree		Agree		Strongly agree		Total		N.A.	Median Values
		1-2		3-4-5		6-7-8		9-10		a.v.	%		
		a.v.	%	a.v.	%	a.v.	%	a.v.	%				
14bis [^]	The electronic platform BlackBoard used to support teaching worked well during the semester.	17	2,8	17	2,8	279	45,3	303	49,2	616	100,0	30	8,0
14ter [^]	The electronic platform BlackBoard makes remote interaction with the instructor easy and effective	19	3,1	38	6,3	291	47,9	259	42,7	607	100,0	39	8,0

Comparison of average values

■ 2020-2021 a.y.



([^]): item added for the first time in the academic year 2020-21.

Teaching evaluation 2020-2021 a.y. - Attending Students

Undergraduate School

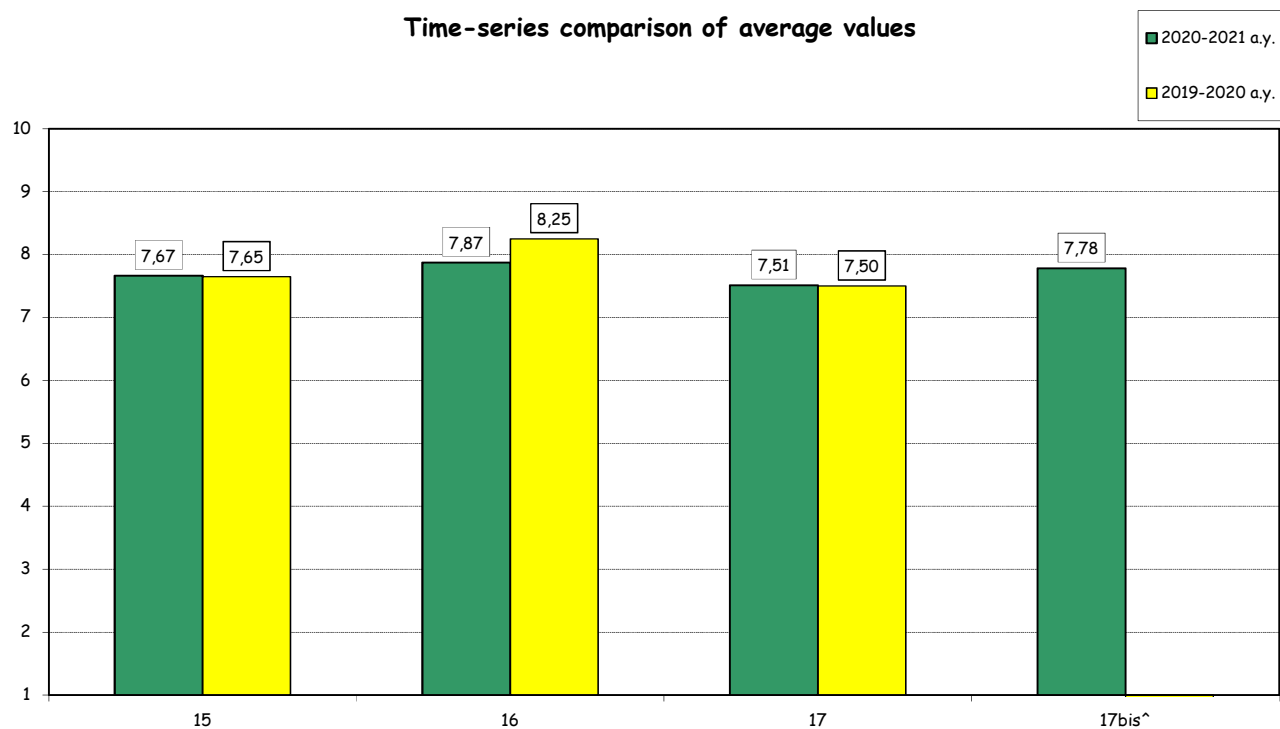
Degree programme: BEMACS

N° of questionnaires processed: 646

SECTION D - OVERALL ASSESSMENT

Item		Strongly disagree		Disagree		Agree		Strongly agree		Total		N.A.	Median Values
		1-2		3-4-5		6-7-8		9-10					
		a.v.	%	a.v.	%	a.v.	%	a.v.	%	a.v.	%		
15	The overall quality of teaching is satisfactory.	31	5,0	57	9,2	268	43,1	266	42,8	622	100,0	24	8,0
16	I am interested in the course topics.	21	3,4	59	9,5	234	37,6	308	49,5	622	100,0	24	8,0
17	Overall I am satisfied with the way the course has been carried out.	41	6,6	64	10,3	255	41,0	262	42,1	622	100,0	24	8,0
17bis ^A	The use of online and/or blended teaching methods has been effective in learning the course topics.	22	3,7	47	7,9	272	45,7	254	42,7	595	100,0	51	8,0

Time-series comparison of average values



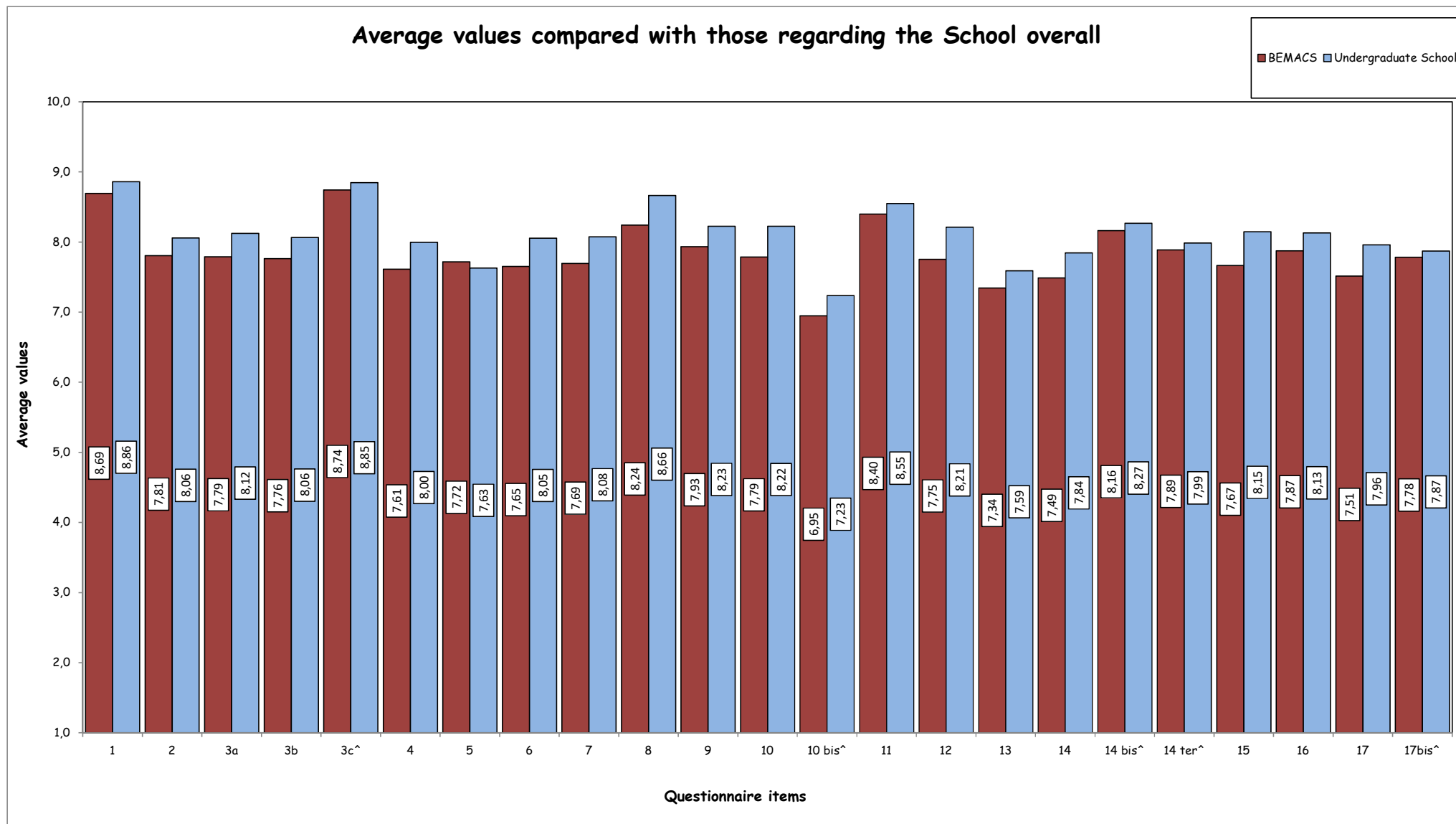
(^A): item added for the first time in the academic year 2020-21.

Teaching evaluation 2020-2021 a.y.- Attending Students

Undergraduate School

Degree programme: BEMACS

N° of questionnaires processed: 646



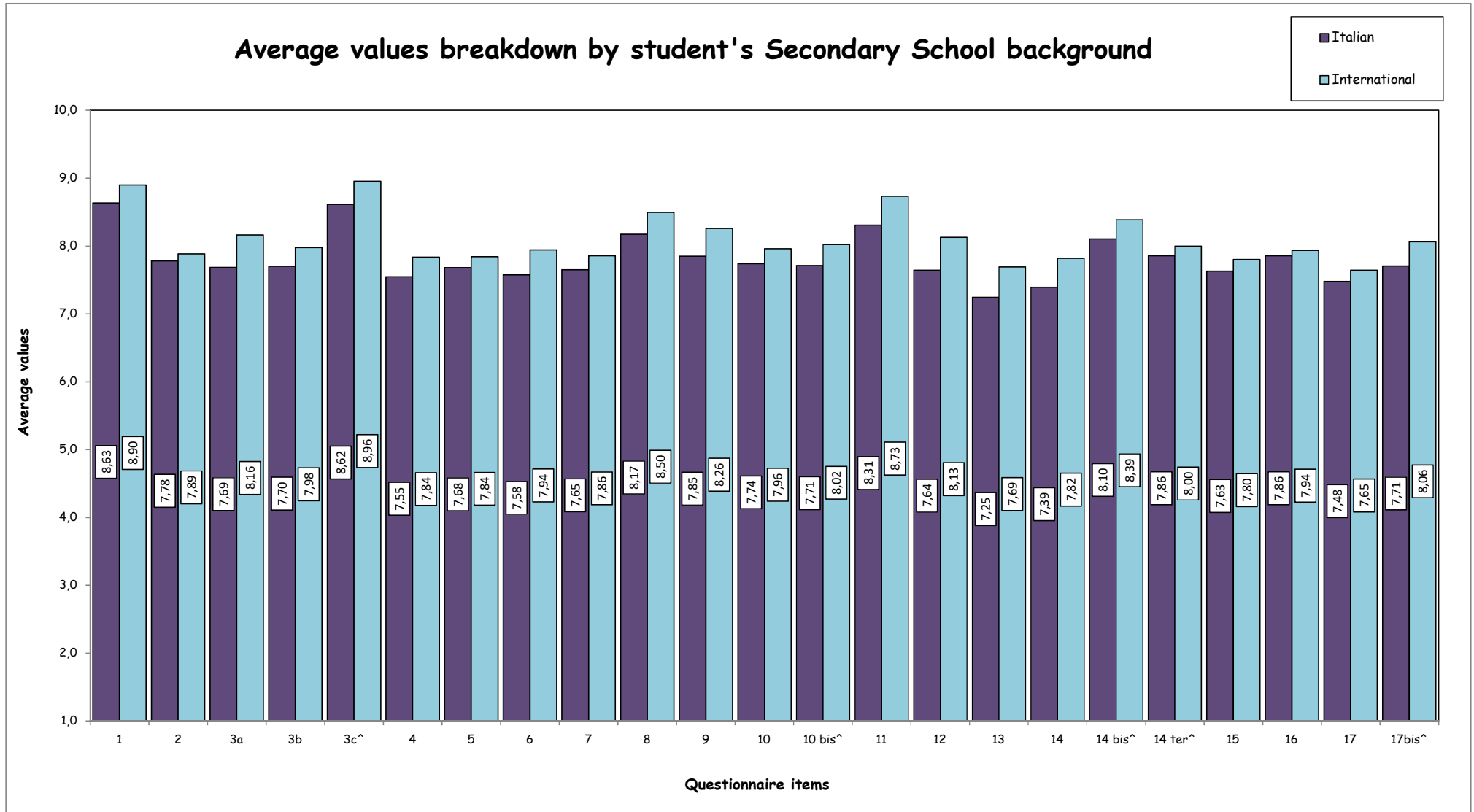
(^): item added for the first time in the academic year 2020-21.

Teaching evaluation 2020-2021 a.y.- Attending Students

Undergraduate School

Degree programme: BEMACS

N° of questionnaires processed: 646



(^): item added for the first time in the academic year 2020-21.

2. EVALUATION OF NOT ATTENDING STUDENTS*

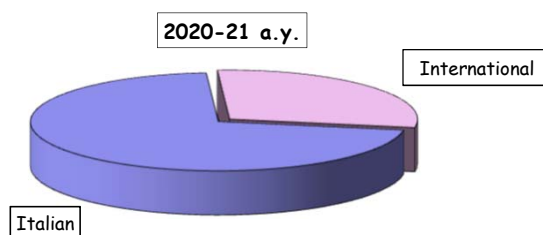
STUDENT INFORMATION

Year of study

	Questionnaires processed		Questionnaires processed/students enrolled	
	a.v.	%	2020-21	2019-20
1°	18	30,5	2,4	5,3
2°	11	18,6	1,3	5,0
3°	30	50,8	4,1	10,1
TOTAL	59	100,0	2,5	6,7

Secondary School Background

	a.v.	%	
		2020-21	2019-20
Italian	42	71,2	41,7
International	17	28,8	58,3
TOTAL	59	100,0	100,0



(*): This section summarizes the statistical results of evaluations given by students who declared (in the classroom or remote survey) an attendance of less than 50% of the course lessons.

Teaching evaluation a.y. 2020-2021 - Non Attending Students

Undergraduate School

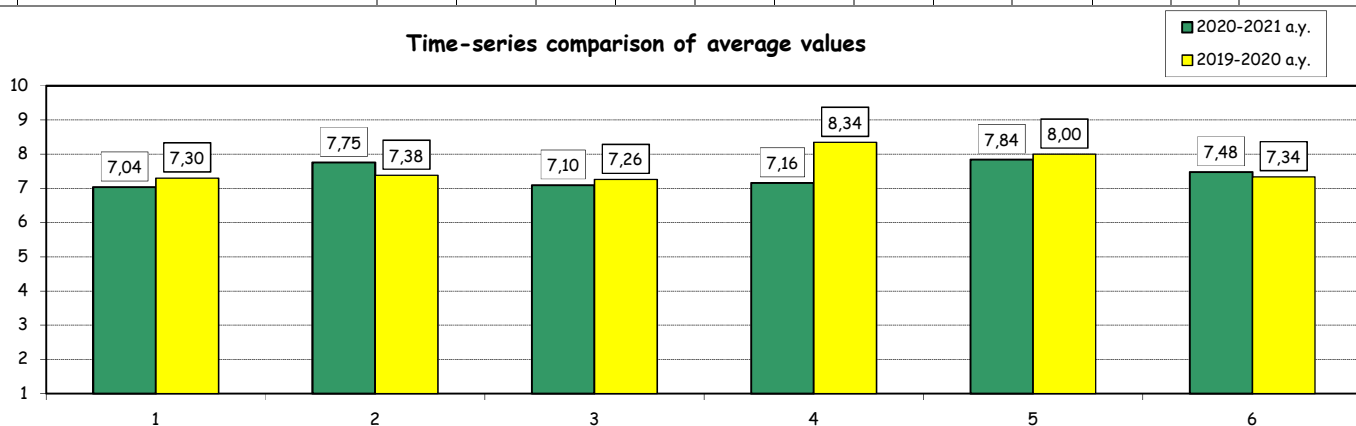
Degree programme: BEMACS

N° of questionnaires processed: 59

EVALUATIONS

Item		Strongly disagree		Disagree		Agree		Strongly agree		Total		N.A.	Median Values
		1-2		3-4-5		6-7-8		9-10					
		a.v.	%	a.v.	%	a.v.	%	a.v.	%	a.v.	%		
1	Your prior academic knowledge was sufficient for understanding the topics covered in the course and included in the examination program.	5	9,3	10	18,5	18	33,3	21	38,9	54	100,0	5	7,0
2	The workload required for this course is appropriate compared to the number of credits allocated to it.	1	1,9	4	7,5	26	49,1	22	41,5	53	100,0	6	8,0
3	The course material and recommended reading list are adequate (useful/complete) for the study of the course subject.	7	13,5	6	11,5	17	32,7	22	42,3	52	100,0	7	8,0
4	The exam rules and procedures have been explained clearly.	7	13,7	2	3,9	24	47,1	18	35,3	51	100,0	8	8,0
5	The instructor is available for clarifications and explanations (even remotely)	4	7,8	5	9,8	15	29,4	27	52,9	51	100,0	8	8,0
6	I am interested in the course topics.	3	5,8	3	5,8	28	53,8	18	34,6	52	100,0	7	8,0

Time-series comparison of average values



Average values compared with those regarding students who declared an attendance of more than 50% of the lessons

