

VALUTAZIONE DELLA DIDATTICA

**CORSO DI LAUREA IN
BACHELOR OF SCIENCE IN
ECONOMICS, MANAGEMENT AND
COMPUTER SCIENCE**

Teaching evaluation 2019-2020 a.y. - Attending Students
Undergraduate School
Degree programme: BEMACS
N° of questionnaires processed: 924

1. EVALUATION OF ATTENDING STUDENTS*

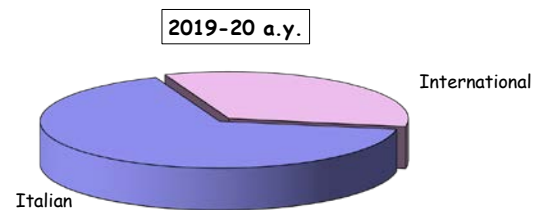
STUDENT INFORMATION

Year of study

	Questionnaires processed		Questionnaires processed/students enrolled	
	a.v.	%	2019-20	2018-19
1°	304	32,9	35,7	60,6
2°	367	39,7	45,6	44,5
3°	253	27,4	32,7	25,2
TOTAL	924	100,0	38,0	43,4

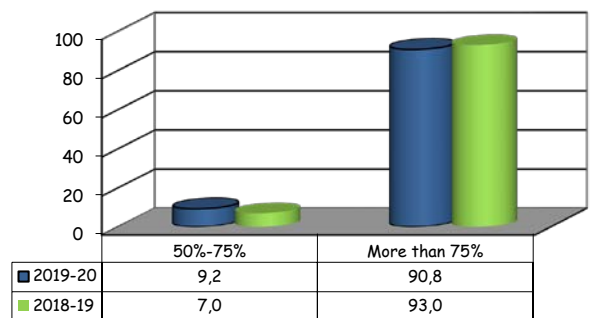
Secondary School Background

	a.v.	%	
		2019-20	2018-19
Italian	614	66,5	62,9
International	310	33,5	37,1
TOTAL	924	100,0	100,0



Percentage of lessons attended (as declared by the student)

	a.v.	%	
		2019-20	2018-19
50%-75%	85	9,2	7,0
More than 75%	839	90,8	93,0
TOTAL	924	100,0	100,0



(*): This section summarizes the statistical results of evaluations given by students who declared (in the classroom or remote survey) an attendance of more than 50% of the course lessons.

Teaching evaluation 2019-2020 a.y. - Attending Students

Undergraduate School

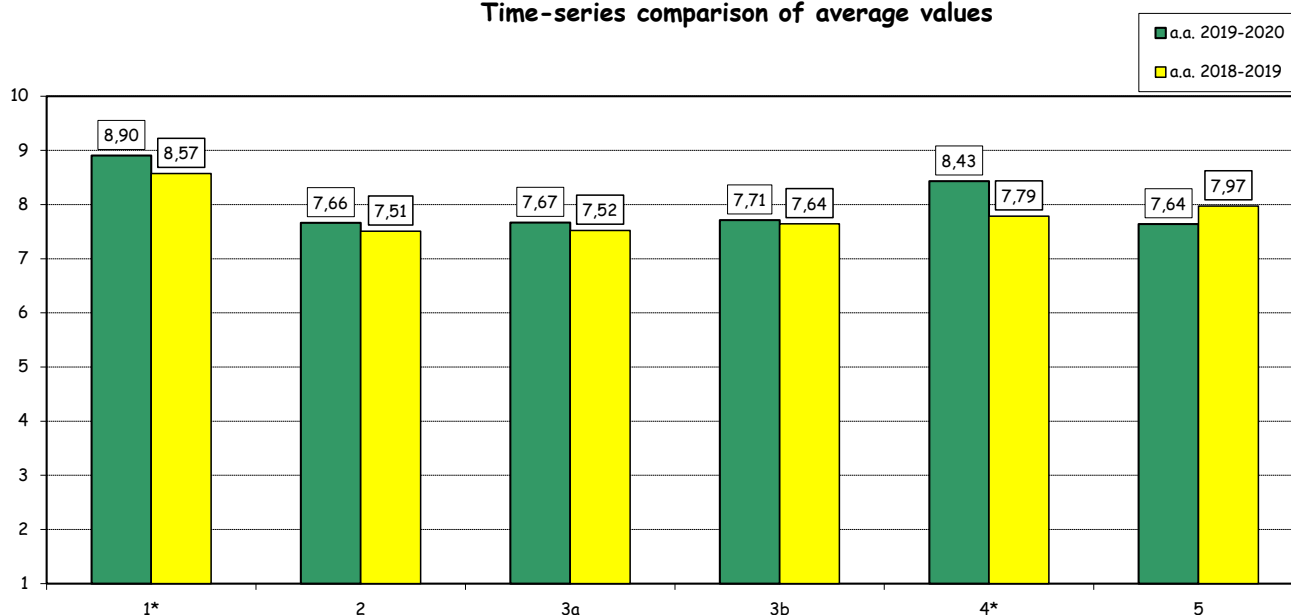
Degree programme: BEMACS

N° of questionnaires processed: 924

SECTION A - ORGANISATION OF THE COURSE

Item	Answers	Strongly disagree		Disagree		Agree		Strongly agree		Total	N.R.	Median values	
		1-2		3-4-5		6-7-8		9-10					
		a.v.	%	a.v.	%	a.v.	%	a.v.	%				
1*	The schedule of lectures, practice and any other teaching activities has been respected.	1	0,2	10	2,1	137	28,2	338	69,5	486	100,0	4	9,0
2	The prior academic knowledge was sufficient for understanding the topics covered in the course and included in the examination program.	42	4,6	104	11,3	381	41,5	390	42,5	917	100,0	7	8,0
3a	The course material and recommended reading list are clear.	28	3,1	112	12,2	399	43,6	377	41,2	916	100,0	8	8,0
3b	The course material and recommended reading list are adequate (useful/complete) for the study of the course subject.	30	3,3	85	9,3	428	46,8	372	40,7	915	100,0	9	8,0
4*	The exam rules and procedures have been explained clearly.	4	0,8	23	4,7	186	38,3	273	56,2	486	100,0	4	9,0
5	The workload required for this course is appropriate compared to the number of credits allocated to it.	34	3,7	106	11,6	400	43,7	376	41,0	916	100,0	8	8,0

Time-series comparison of average values



(*): Item not submitted to students in the second semester survey.

Teaching evaluation 2019-2020 a.y.- Attending Students

Undergraduate School

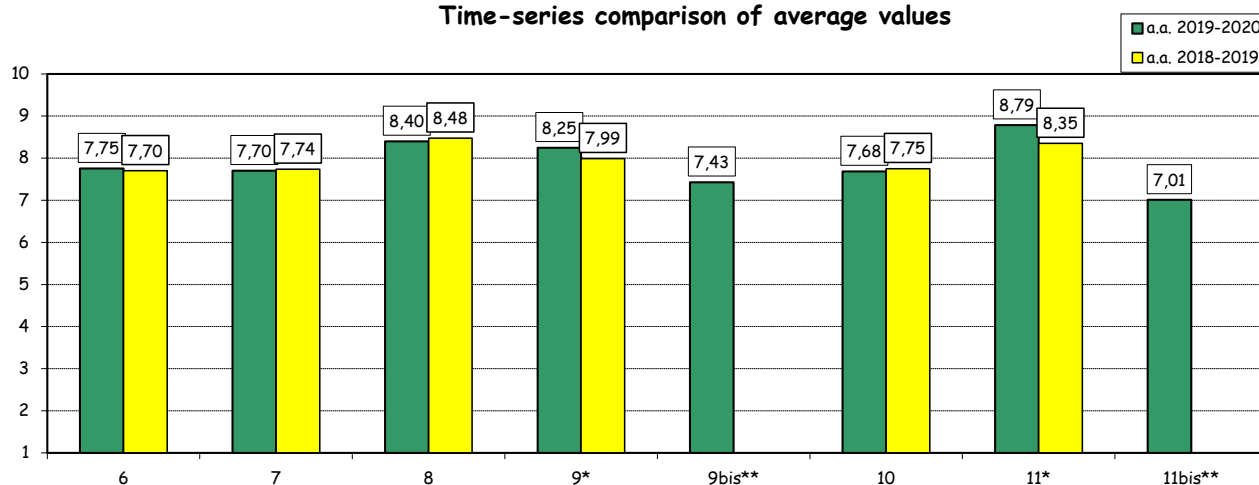
Degree programme: BEMACS

N° of questionnaires processed: 1568

SECTION B - TEACHING AND STUDY ACTIVITIES

Item		Strongly disagree		Disagree		Agree		Strongly agree		Total		N.R.	Median values
		1-2		3-4-5		6-7-8		9-10					
		a.v.	%	a.v.	%	a.v.	%	a.v.	%	a.v.	%		
6	The instructor stimulates interest in the course subject.	71	4,5	173	11,1	583	37,3	735	47,1	1562	100,0	6	8,0
7	The instructor explains the topics in a clear manner.	68	4,4	171	11,0	626	40,1	696	44,6	1561	100,0	6	8,0
8	The instructor is available for clarifications and explanations.	35	2,3	89	5,7	481	31,0	947	61,0	1552	100,0	12	9,0
9*	The teaching activities are well organized.	13	1,5	57	6,5	340	38,9	463	53,0	873	100,0	2	9,0
9bis**	The online teaching activities were helpful in learning the course topics.	52	7,6	81	11,8	258	37,6	295	43,0	686	100,0	6	8,0
10	The instructor encouraged students' involvement and participation.	66	4,2	184	11,8	610	39,3	694	44,7	1554	100,0	11	8,0
11*	The course has been carried out in accordance with the syllabus published on the website.	1	0,2	10	2,1	158	32,7	314	65,0	483	100,0	7	9,0
11bis**	The syllabus of the course was adequately updated according to the changes imposed by the transfer of teaching activities online.	47	11,2	60	14,3	167	39,7	147	34,9	421	100,0	13	8,0

Time-series comparison of average values



(°): The first six items of this section are repeated several times in case of separate evaluation of each faculty member who taught in the courses. For this reason the total amount of answers may vary significantly from that recorded for the rest of the items.

(*): Items not submitted to students in the second semester survey.

(**): Items submitted to students only in the second semester survey

Teaching evaluation 2019-2020 a.y.- Attending Students

Undergraduate School

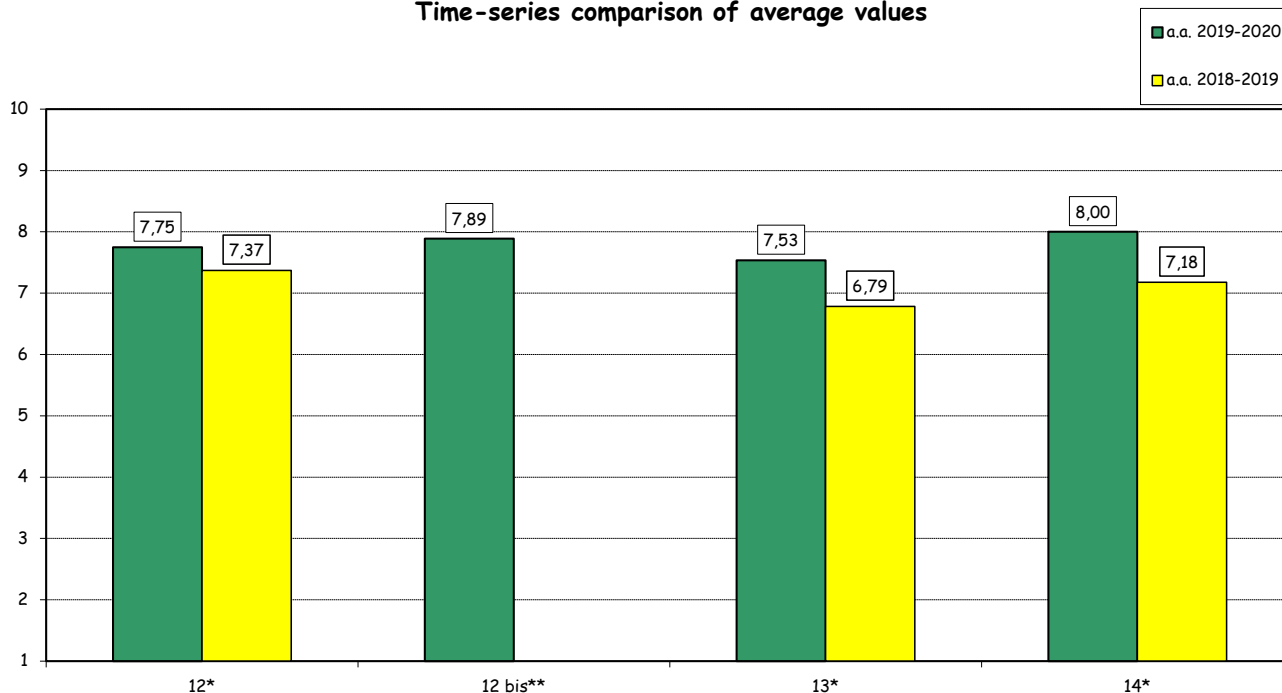
Degree programme: BEMACS

N° of questionnaires processed: 924

SECTION B - TEACHING AND STUDY ACTIVITIES

Item		Strongly disagree		Disagree		Agree		Strongly agree		Total		N.A.	N.R.	Median values
		1-2		3-4-5		6-7-8		9-10						
		a.v.	%	a.v.	%	a.v.	%	a.v.	%	a.v.	%			
12*	The supplementary activities (practice, laboratories, tutoring, etc.), if present, have been helpful in learning the course topics.	9	2,5	43	12,1	147	41,4	156	43,9	355	100,0		135	8,0
12 bis**	The electronic platform used for access to online lessons and teaching materials worked well during the semester.	18	4,3	32	7,6	170	40,6	199	47,5	419	100,0		15	8,0
13*	The support provided by teaching assistants (if present) is useful to encourage the learning of the course topics.	6	3,4	26	14,9	78	44,8	64	36,8	174	100,0	247	69	8,0
14*	Teaching assistants (if present) showed to be competent and helpful.	7	4,2	9	5,4	68	41,0	82	49,4	166	100,0	247	77	8,5

Time-series comparison of average values



(*): Items not submitted to students in the second semester survey.

(**): Item submitted to students only in the second semester survey

(°): Items submitted only for courses where the Teaching Assistants had clear visibility to students.

Teaching evaluation 2019-2020 a.y.- Attending Students

Undergraduate School

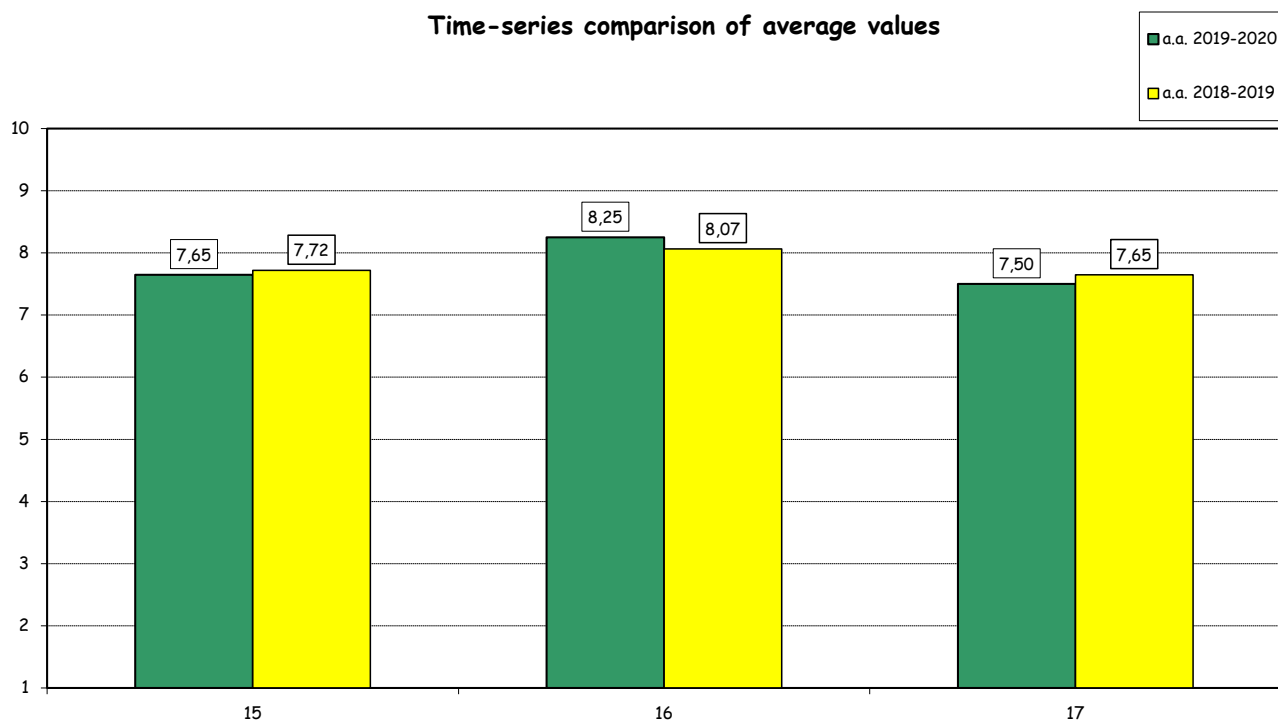
Degree programme: BEMACS

N° of questionnaires processed: 924

SECTION C - OVERALL ASSESSMENT

Item		Strongly disagree		Disagree		Agree		Strongly agree		Total		N.R.	Median values
		1-2		3-4-5		6-7-8		9-10					
		a.v.	%	a.v.	%	a.v.	%	a.v.	%	a.v.	%		
15	The overall quality of teaching is satisfactory.	38	4,2	95	10,5	392	43,2	383	42,2	908	100,0	16	8,0
16	I am interested in the course topics.	17	1,9	49	5,4	352	38,8	489	53,9	907	100,0	17	9,0
17	Overall I am satisfied with the way the course has been carried out.	47	5,2	114	12,7	382	42,4	358	39,7	901	100,0	23	8,0

Time-series comparison of average values

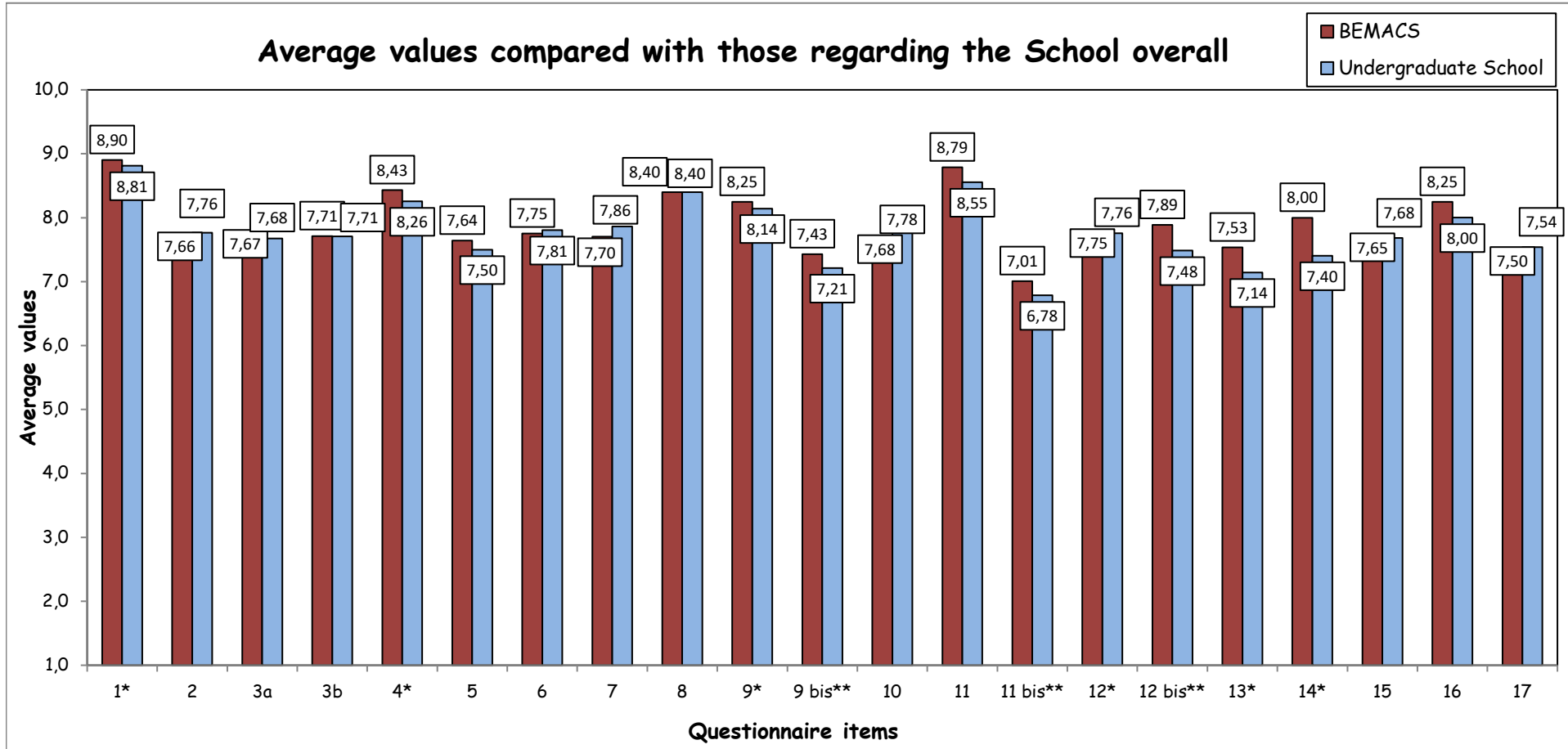


Teaching evaluation 2019-2020 a.y.- Attending Students

Undergraduate School

Degree programme: BEMACS

N° of questionnaires processed: 924



(*): Items not submitted to students in the second semester survey.

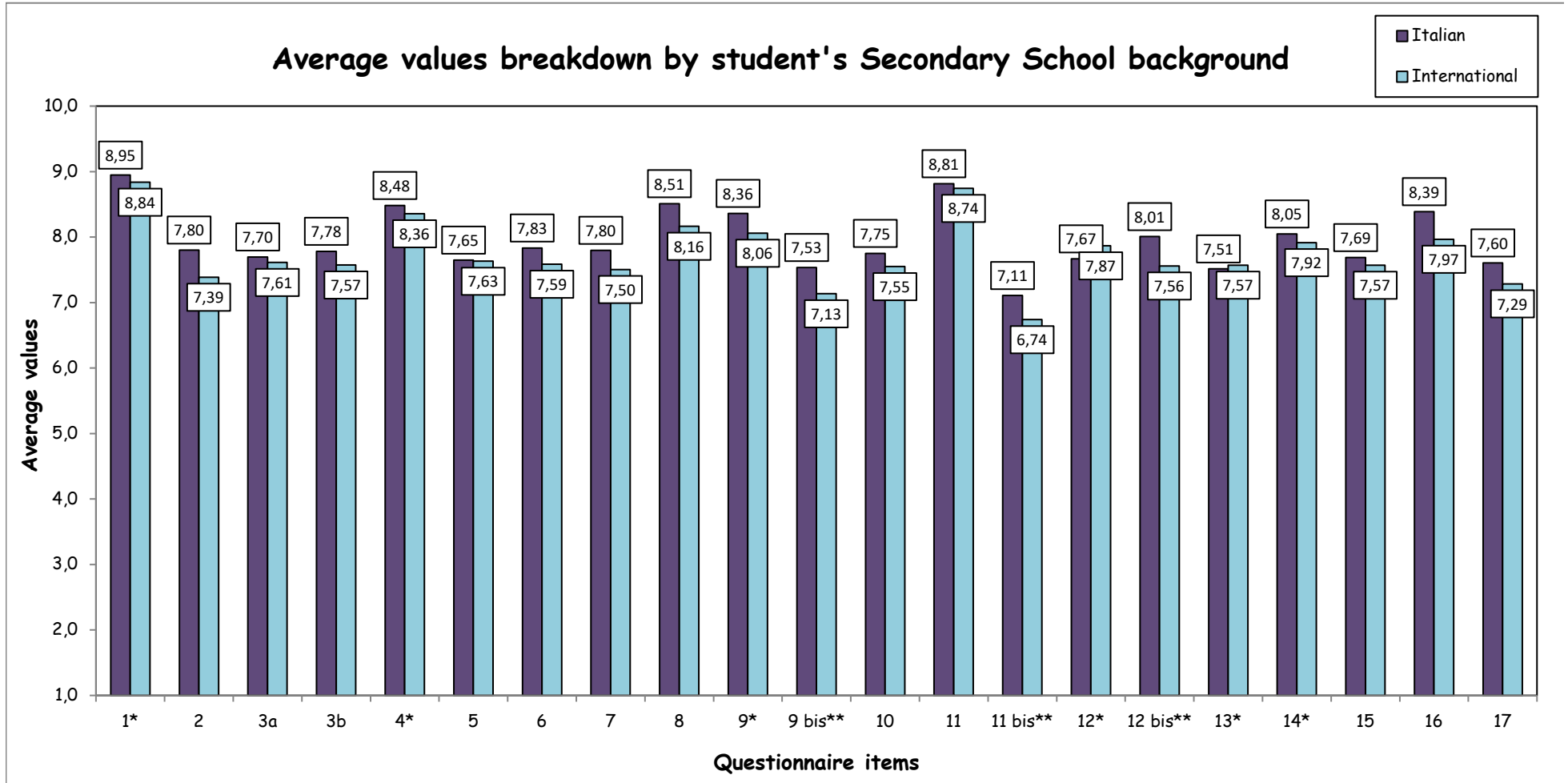
(**): Item submitted to students only in the second semester survey

Teaching evaluation 2019-2020 a.y.- Attending Students

Undergraduate School

Degree programme: BEMACS

N° of questionnaires processed: 924



(*): Items not submitted to students in the second semester survey.

(**): Item submitted to students only in the second semester survey

Teaching evaluation a.y. 2019-2020 - Non Attending Students

Undergraduate School

Degree programme: BEMACS

N° of questionnaires processed: 163

2. EVALUATION OF NOT ATTENDING STUDENTS*


STUDENT INFORMATION

Year of study

	Questionnaires processed		Questionnaires processed/students enrolled	
	a.v.	%	2019-20	2018-19
1°	45	27,6	5,3	11,2
2°	40	24,5	5,0	8,1
3°	78	47,9	10,1	12,9
TOTAL	163	100,0	6,7	10,6

Secondary School Background

	a.v.	%	
		2019-20	2018-19
Italian	68	41,7	52,0
International	95	58,3	48,0
TOTAL	163	100,0	100,0



(*): This section summarizes the statistical results of evaluations given by students who declared (in the classroom or remote survey) an attendance of less than 50% of the course lessons.

Teaching evaluation a.y. 2019-2020 - Non Attending Students

Undergraduate School

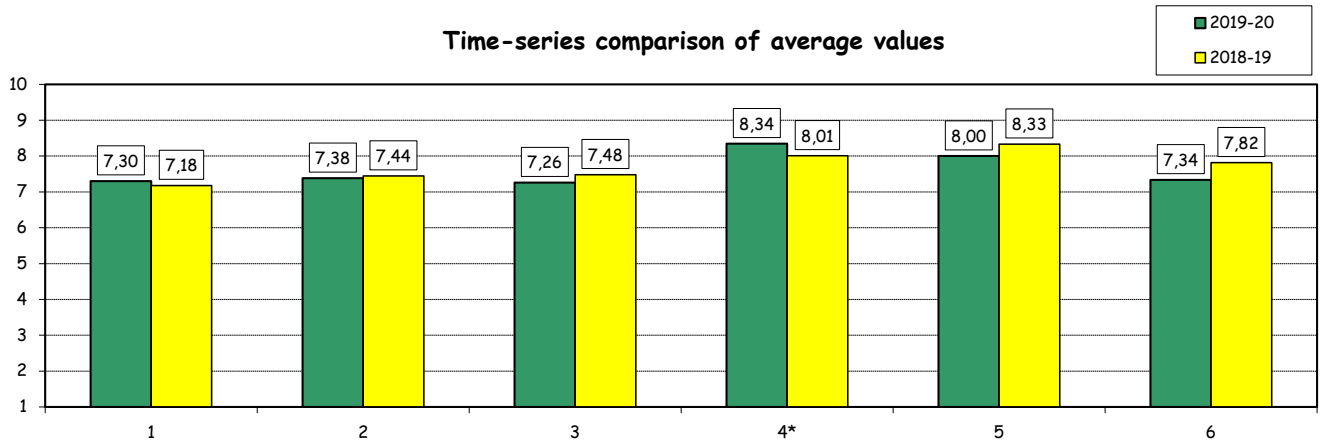
Degree programme: BEMACS

N° of questionnaires processed: 163

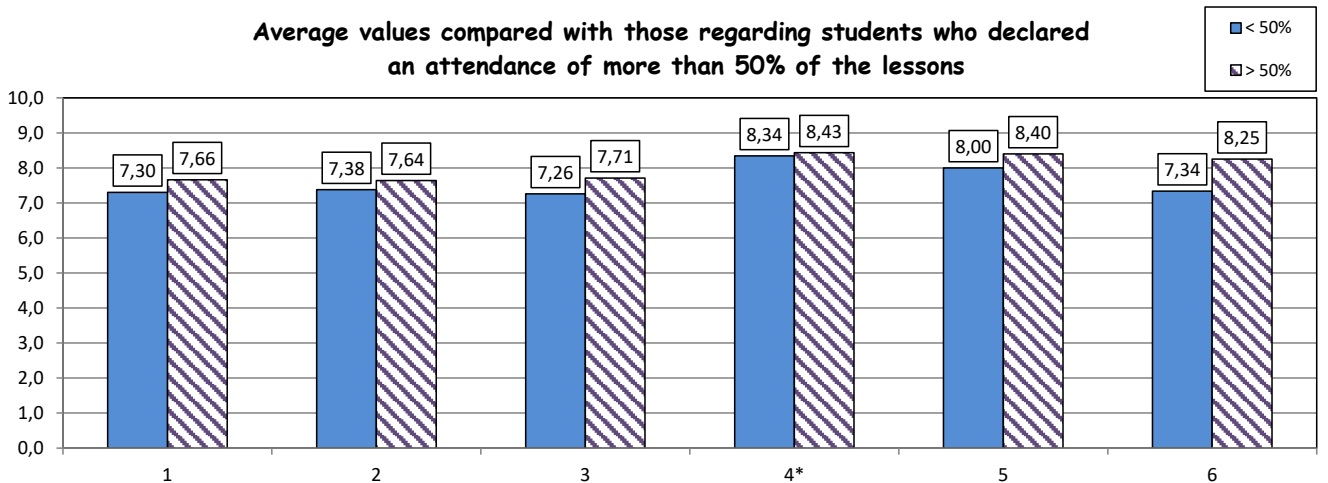
EVALUATIONS

Item	Answers	Strongly disagree		Disagree		Agree		Strongly agree		Total		N.A.	Median Values
		1-2		3-4-5		6-7-8		9-10		a.v.	%		
		a.v.	%	a.v.	%	a.v.	%	a.v.	%				
1	The prior knowledge were sufficient for understanding the topics included in the exam program.	7	4,4	29	18,4	65	41,1	57	36,1	158	100,0	5	8,0
2	The workload required for this course is appropriate compared to the number of credits allocated to it.	7	4,5	19	12,3	76	49,0	53	34,2	155	100,0	8	8,0
3	The course material and readings (indicated and available) are adequate (useful/complete) for the study of the course subject.	5	3,2	24	15,6	76	49,4	49	31,8	154	100,0	9	7,0
4*	The exam rules and procedures have been described clearly.	1	0,8	7	5,9	46	38,7	65	54,6	119	100,0	2	9,0
5	The instructor is available for clarifications and explanations.	3	1,9	16	10,3	62	39,7	75	48,1	156	100,0	7	8,0
6	I am interested in the course topics.	6	3,8	18	11,5	80	51,0	53	33,8	157	100,0	6	7,0

Time-series comparison of average values



Average values compared with those regarding students who declared an attendance of more than 50% of the lessons



(*): Item not submitted to students in the second semester survey.