

TEACHING EVALUATION

**BACHELOR OF SCIENCE IN
MATHEMATICAL AND COMPUTING
SCIENCES FOR ARTIFICIAL
INTELLIGENCE
2021-22 a.y.**



Teaching evaluation 2021-2022 a.y.- Attending Students

Undergraduate School

Degree programme: BAI

N° of questionnaires processed: 393

1. EVALUATION OF ATTENDING STUDENTS*

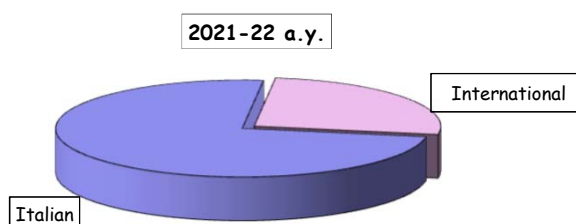
STUDENT INFORMATION

Year of study

	Questionnaires processed		Questionnaires processed/students	
	a.v.	%	2021-22	2020-21
1°	264	67,2	37,2	25,9
2°	129	32,8	32,7	0,0
3°				
TOTAL	393	100,0	35,6	25,9

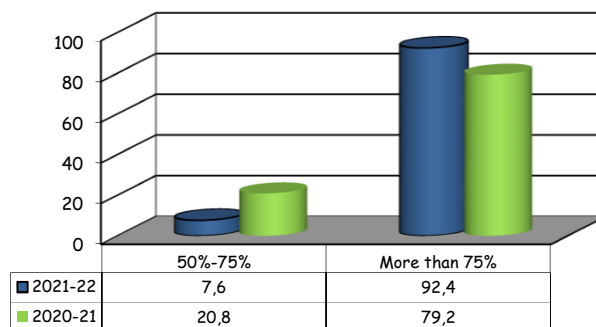
Secondary School Background

	a.v.	%	
		2021-22	2020-21
Italian	291	74,0	79,2
International	102	26,0	20,8
TOTAL	393	100,0	100,0



Percentage of lessons attended (as declared by the student)

	a.v.	%	
		2021-22	2020-21
50%-75%	30	7,6	20,8
More than 75%	363	92,4	79,2
TOTAL	393	100,0	100,0



(*): This section summarizes the statistical results of evaluations given by students who declared (in the classroom or remote survey) an attendance of more than 50% of the course lessons.

Teaching evaluation 2021-2022 a.y. - Attending Students

Undergraduate School

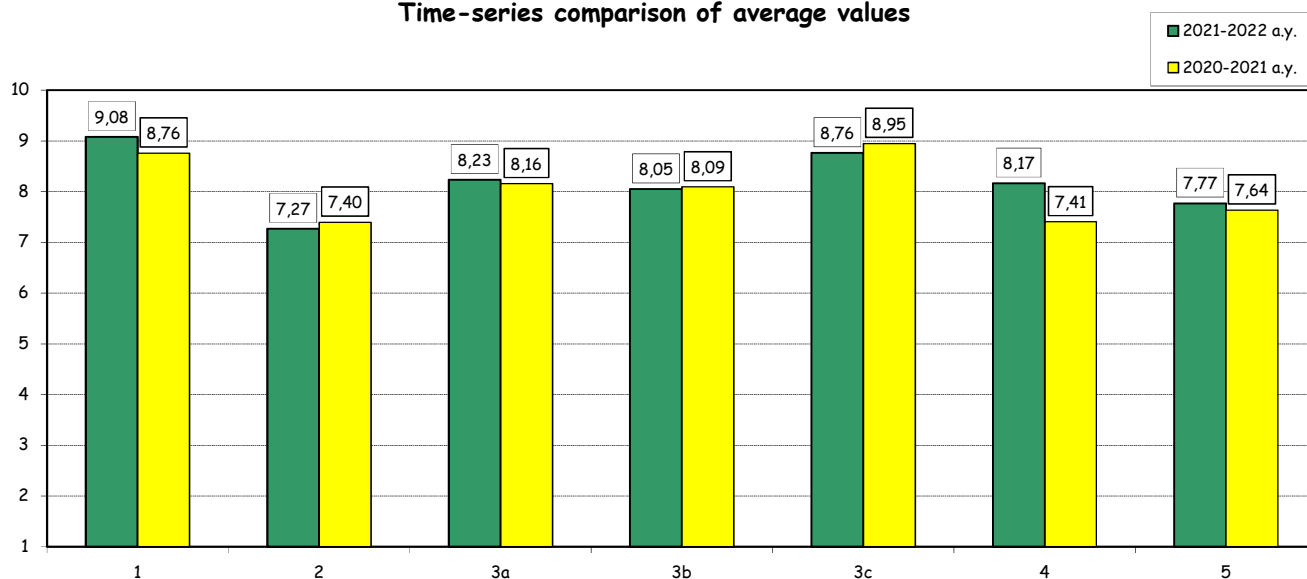
Degree programme: BAI

N° of questionnaires processed: 393

SECTION A - ORGANISATION OF THE COURSE

Item		Strongly disagree		Disagree		Agree		Strongly agree		Total		N.R.	Median values
		1-2		3-4-5		6-7-8		9-10					
		a.v.	%	a.v.	%	a.v.	%	a.v.	%	a.v.	%		
1	The schedule of lectures, practice and any other teaching activities has been respected.	0	0,0	10	2,5	86	21,9	297	75,6	393	100,0	0	10,0
2	Your prior academic knowledge was sufficient for understanding the topics covered in the course and included in the examination program.	23	5,9	62	15,9	159	40,7	147	37,6	391	100,0	2	8,0
3a	The course material and recommended reading list are clear.	5	1,3	30	7,6	142	36,1	216	55,0	393	100,0	0	9,0
3b	The course material and recommended reading list are adequate (useful/complete) for the study of the course subject.	8	2,0	30	7,7	162	41,3	192	49,0	392	100,0	1	8,0
3c	Having access to the recorded lessons was useful for learning the course topics.	12	3,1	21	5,4	67	17,2	289	74,3	389	100,0	4	10,0
4	The exam rules and procedures have been explained clearly.	10	2,5	40	10,2	111	28,2	232	59,0	393	100,0	0	9,0
5	The workload required for this course is appropriate compared to the number of credits allocated to it.	12	3,1	48	12,4	147	38,0	180	46,5	387	100,0	6	8,0

Time-series comparison of average values



Teaching evaluation 2021-2022 a.y. - Attending Students

Undergraduate School

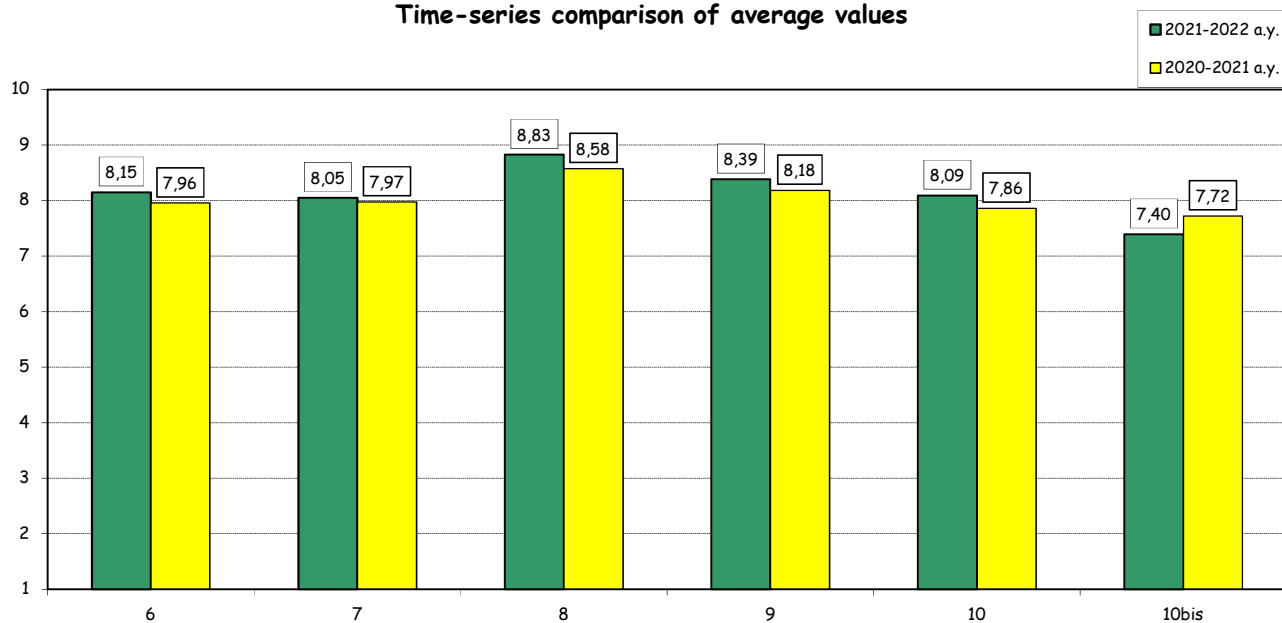
Degree programme: BAI

N° of questionnaires processed: 393

SECTION B - TEACHING AND STUDY ACTIVITIES

Item		Strongly disagree		Disagree		Agree		Strongly agree		Total		N.A.	Median Values
		1-2		3-4-5		6-7-8		9-10					
		a.v.	%	a.v.	%	a.v.	%	a.v.	%	a.v.	%		
6	The instructor stimulates interest in the course subject.	10	1,4	48	6,7	314	44,0	342	47,9	714	100,0	2	8,0
7	The instructor explains the topics in a clear manner.	7	1,0	63	8,8	306	43,0	336	47,2	712	100,0	2	8,0
8	The instructor is available for clarifications and explanations (even remotely)	2	0,3	19	2,7	207	29,2	481	67,8	709	100,0	5	9,0
9	Teaching activities are well organized.	6	0,8	37	5,2	279	39,4	387	54,6	709	100,0	6	9,0
10	The instructor encouraged participation during the lessons in the classroom or remotely (in the manner permitted by the electronic platform used).	5	0,7	52	7,4	305	43,3	343	48,7	705	100,0	8	8,0
10bis	Remote interaction during the lessons is effective.	7	2,4	40	14,0	148	51,7	91	31,8	286	100,0	107	8,0

Time-series comparison of average values



(°): The first five items of this section are repeated several times in case of separate evaluation of each faculty member who taught in the courses. For this reason the total amount of answers may vary significantly from that recorded for the rest of the items.

Teaching evaluation 2021-2022 a.y. - Attending Students

Undergraduate School

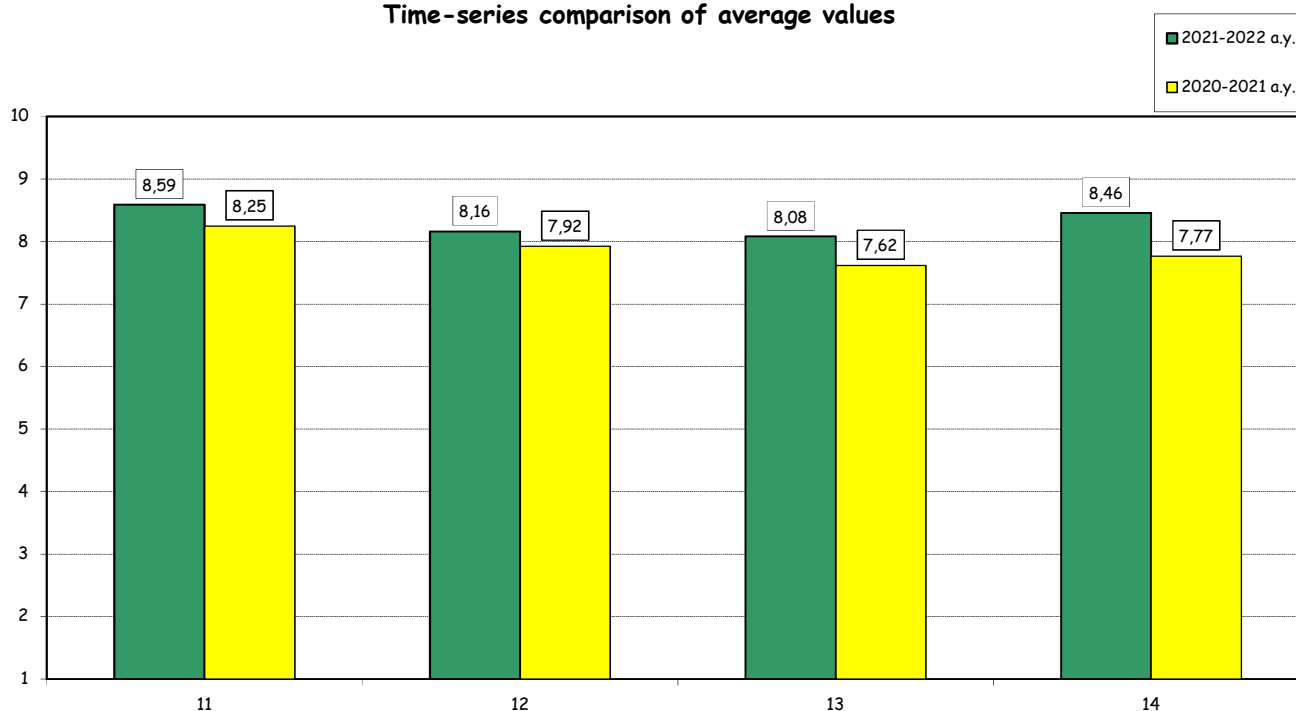
Degree programme: BAI

N° of questionnaires processed: 393

SECTION B - TEACHING AND STUDY ACTIVITIES

Item	Answers	Strongly disagree		Disagree		Agree		Strongly agree		Total		N.A.	N.R.	Median values
		1-2		3-4-5		6-7-8		9-10						
		a.v.	%	a.v.	%	a.v.	%	a.v.	%	a.v.	%			
11	The course has been carried out in accordance with the syllabus published on the website (taking into account any changes due to the return to distance learning).	14	3,7	14	3,7	87	23,2	260	69,3	375	100,0		18	9,0
12	The supplementary activities (practice, workshops, group work, etc.), if present, have been helpful in learning the course topics.	7	2,6	20	7,4	103	37,9	142	52,2	272	100,0		121	8,0
13	The support provided by teaching assistants (if present) has been helpful in learning the course topics.°	6	2,4	20	8,1	99	39,9	123	49,6	248	100,0	61	84	8,0
14	Teaching assistants (if present) are competent and helpful.°	4	1,7	10	4,1	88	36,4	140	57,9	242	100,0	64	87	9,0

Time-series comparison of average values



(°): Items submitted only for courses where the Teaching Assistants had clear visibility to students.

Teaching evaluation 2021-2022 a.y. - Attending Students

Undergraduate School

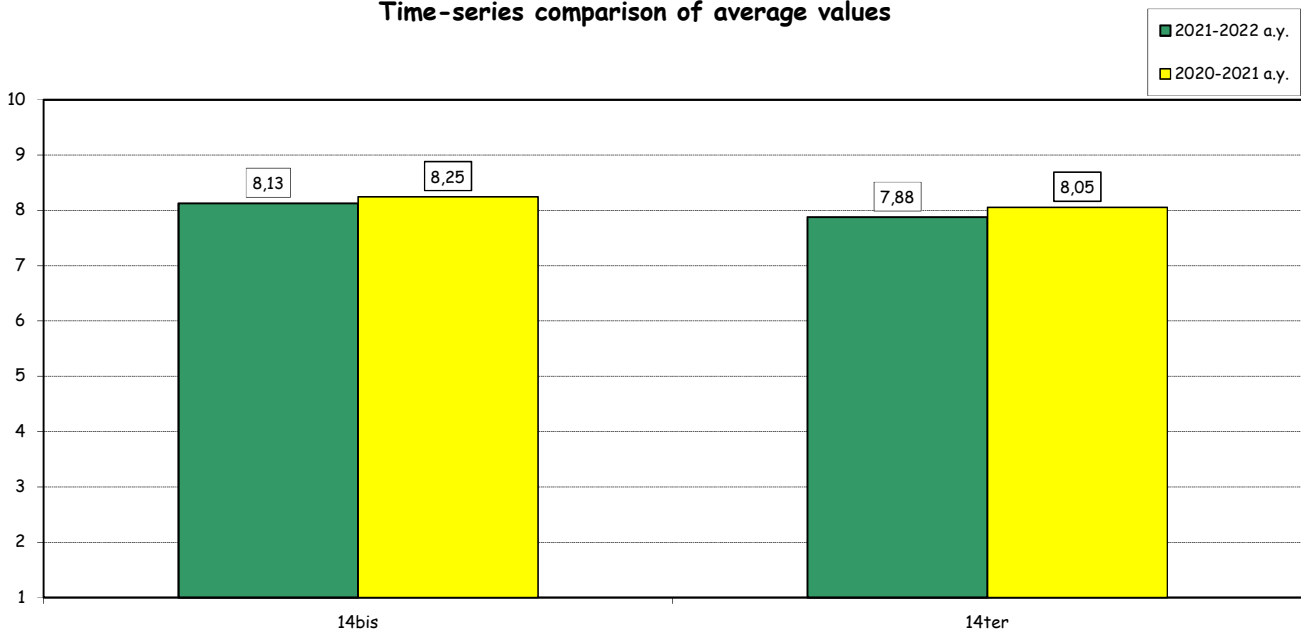
Degree programme: BAI

N° of questionnaires processed: 393

SECTION C - TECHNICAL ASPECTS OF TEACHING

Item		Strongly disagree		Disagree		Agree		Strongly agree		Total		N.A.	Median Values
		1-2		3-4-5		6-7-8		9-10		a.v.	%		
		a.v.	%	a.v.	%	a.v.	%	a.v.	%				
14bis	The electronic platform BlackBoard used to support teaching worked well during the semester.	1	0,3	20	5,4	181	48,8	169	45,6	371	100,0	22	8,0
14ter	The electronic platform BlackBoard makes remote interaction with the instructor easy and effective	3	0,8	29	7,9	195	53,0	141	38,3	368	100,0	25	8,0

Time-series comparison of average values



Teaching evaluation 2021-2022 a.y.- Attending Students

Undergraduate School

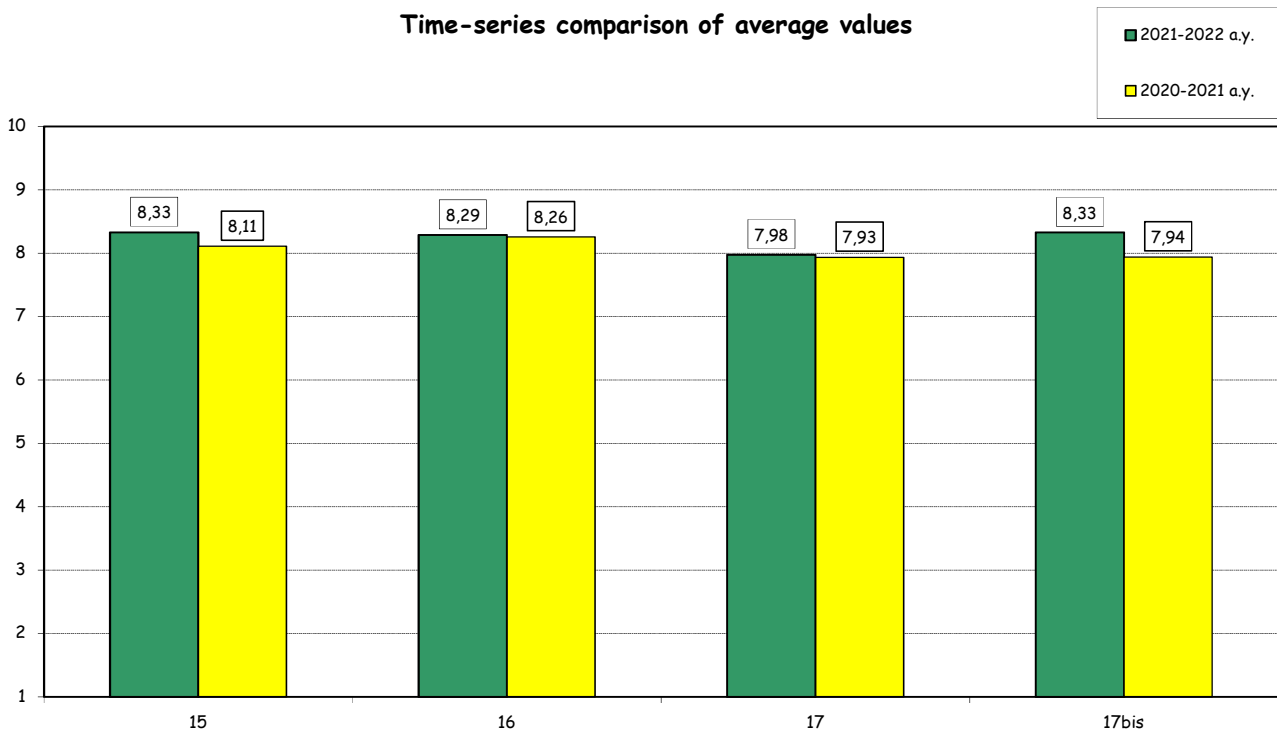
Degree programme: BAI

N° of questionnaires processed: 393

SECTION D - OVERALL ASSESSMENT

Item		Strongly disagree		Disagree		Agree		Strongly agree		Total		N.A.	Median Values
		1-2		3-4-5		6-7-8		9-10					
		a.v.	%	a.v.	%	a.v.	%	a.v.	%	a.v.	%		
15	The overall quality of teaching is satisfactory.	3	0,8	11	2,9	171	44,9	196	51,4	381	100,0	12	8,0
16	I am interested in the course topics.	10	2,6	20	5,2	138	36,2	213	55,9	381	100,0	12	9,0
17	Overall I am satisfied with the way the course has been carried out.	8	2,1	24	6,4	174	46,2	171	45,4	377	100,0	16	8,0
17bis	The use of online and/or blended teaching methods has been effective in learning the course topics.	0	0,0	17	5,5	135	44,0	155	50,5	307	100,0	86	8,0

Time-series comparison of average values



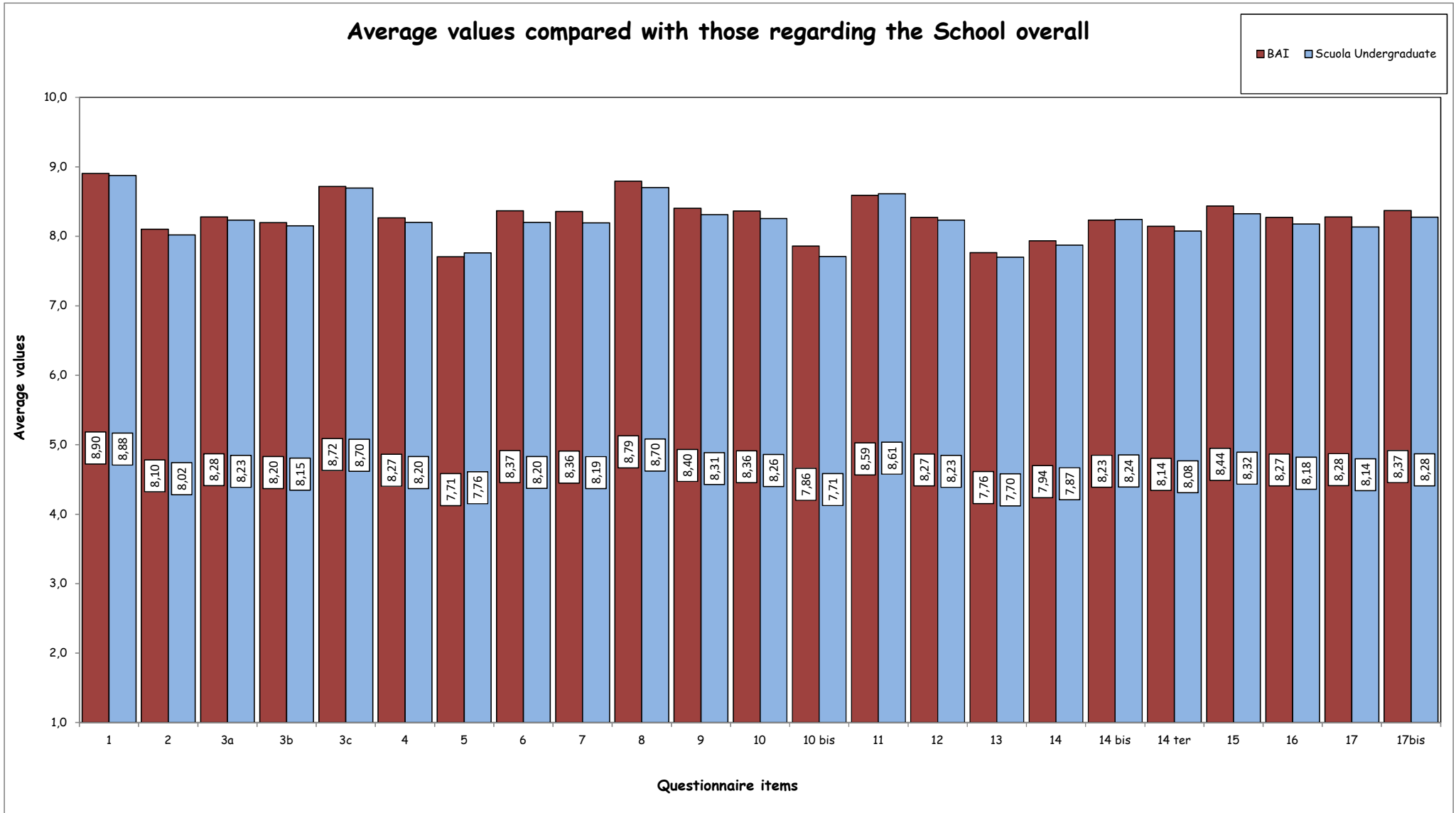
Teaching evaluation 2021-2022 a.y. - Attending Students

Undergraduate School

Degree programme: BAI

N° of questionnaires processed: 393

Average values compared with those regarding the School overall



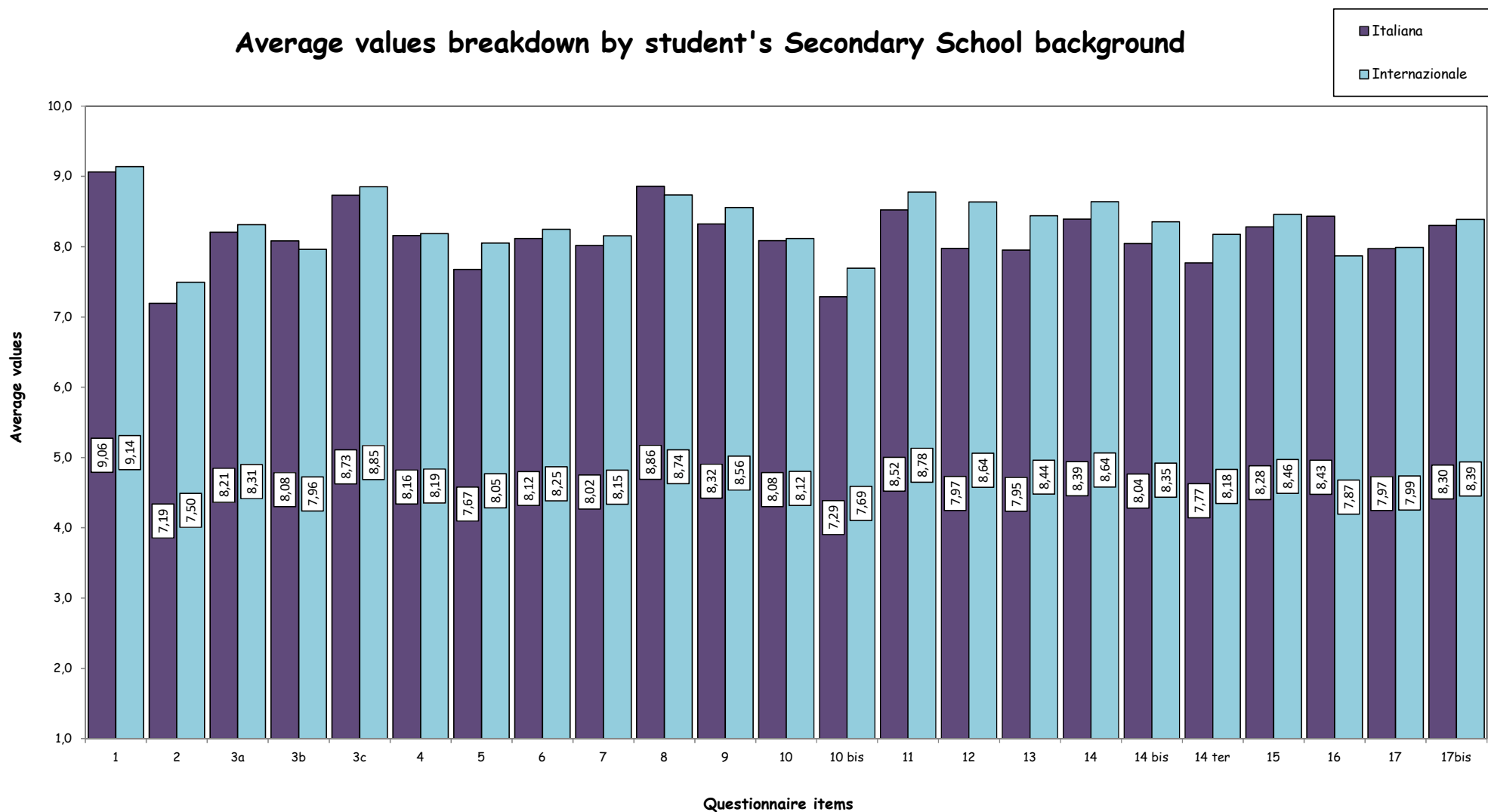
Teaching evaluation 2021-2022 a.y. - Attending Students

Undergraduate School

Degree programme: BAI

N° of questionnaires processed: 393

Average values breakdown by student's Secondary School background



Teaching evaluation a.y. 2021-2022 - Non Attending Students

Undergraduate School

Degree programme: BAI

N° of questionnaires processed: 96

2. EVALUATION OF NOT ATTENDING STUDENTS*

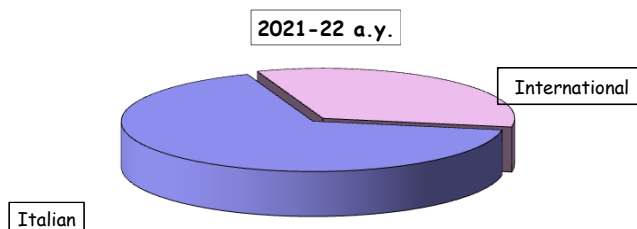
STUDENT INFORMATION

Year of study

	Questionnaires processed		Questionnaires processed/students enrolled	
	a.v.	%	2021-22	2020-21
1°	61	63,5	8,6	1,9
2°	35	36,5	8,9	0,0
3°				
TOTAL	96	100,0	8,7	1,9

Secondary School Background

	a.v.	%	
		2021-22	2020-21
Italian	64	66,7	71,4
International	32	33,3	28,6
TOTAL	96	100,0	100,0



(*): This section summarizes the statistical results of evaluations given by students who declared (in the classroom or remote survey) an attendance of less than 50% of the course lessons.

Teaching evaluation a.y. 2021-2022 - Non Attending Students

Undergraduate School

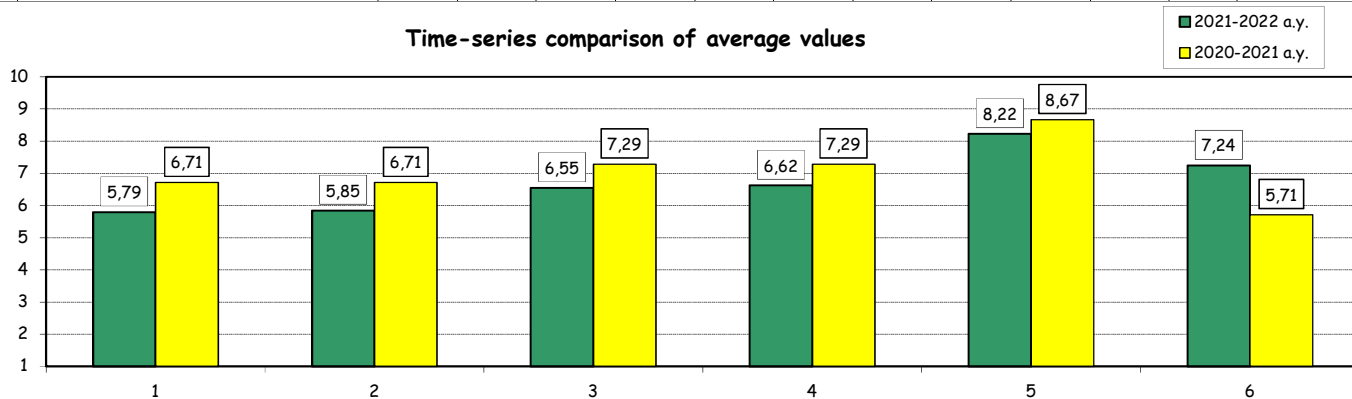
Degree programme: BAI

N° of questionnaires processed: 96

EVALUATIONS

Item	Answers	Strongly disagree		Disagree		Agree		Strongly agree		Total		N.A.	Median Values
		1-2		3-4-5		6-7-8		9-10		a.v.	%		
		a.v.	%	a.v.	%	a.v.	%	a.v.	%				
1	Your prior academic knowledge was sufficient for understanding the topics covered in the course and included in the examination program.	14	17,9	16	20,5	38	48,7	10	12,8	78	100,0	18	6,0
2	The workload required for this course is appropriate compared to the number of credits allocated to it.	9	11,5	24	30,8	32	41,0	13	16,7	78	100,0	18	6,0
3	The course material and recommended reading list are adequate (useful/complete) for the study of the course subject.	8	10,3	16	20,5	33	42,3	21	26,9	78	100,0	18	7,0
4	The exam rules and procedures have been explained clearly.	12	15,6	15	19,5	22	28,6	28	36,4	77	100,0	19	7,0
5	The instructor is available for clarifications and explanations (even remotely)	1	1,3	9	11,8	26	34,2	40	52,6	76	100,0	20	9,0
6	I am interested in the course topics.	4	5,1	10	12,8	42	53,8	22	28,2	78	100,0	18	7,0

Time-series comparison of average values



Average values compared with those regarding students who declared an attendance of more than 50% of the lessons

