

TEACHING EVALUATION

**BACHELOR IN
MATHEMATICAL AND COMPUTING
SCIENCES FOR ARTIFICIAL
INTELLIGENCE
2020-21 a.y.**



Teaching evaluation 2020-2021 a.y.- Attending Students

Undergraduate School

Degree programme: BAI

N° of questionnaires processed: 96

1. EVALUATION OF ATTENDING STUDENTS*

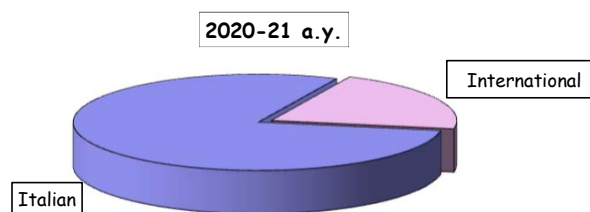
STUDENT INFORMATION

Year of study

	Questionnaires processed		Questionnaires processed/students	
	a. v.	%	2020-21	2019-20
1°	96	100,0	25,9	0,0
2°				
3°				
TOTAL	96	100,0	25,9	0,0

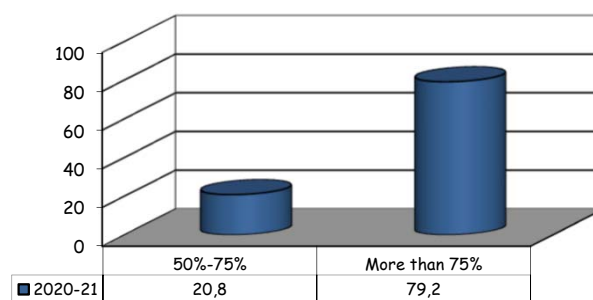
Secondary School Background

	a. v.	%
	2020-21	
Italian	76	79,2
International	20	20,8
TOTAL	96	100,0



Percentage of lessons attended (as declared by the student)

	a. v.	%
	2020-21	
50%-75%	20	20,8
More than 75%	76	79,2
TOTAL	96	100,0



(*): This section summarizes the statistical results of evaluations given by students who declared (in the classroom or remote survey) an attendance of more than 50% of the course lessons.

Teaching evaluation 2020-2021 a.y. - Attending Students

Undergraduate School

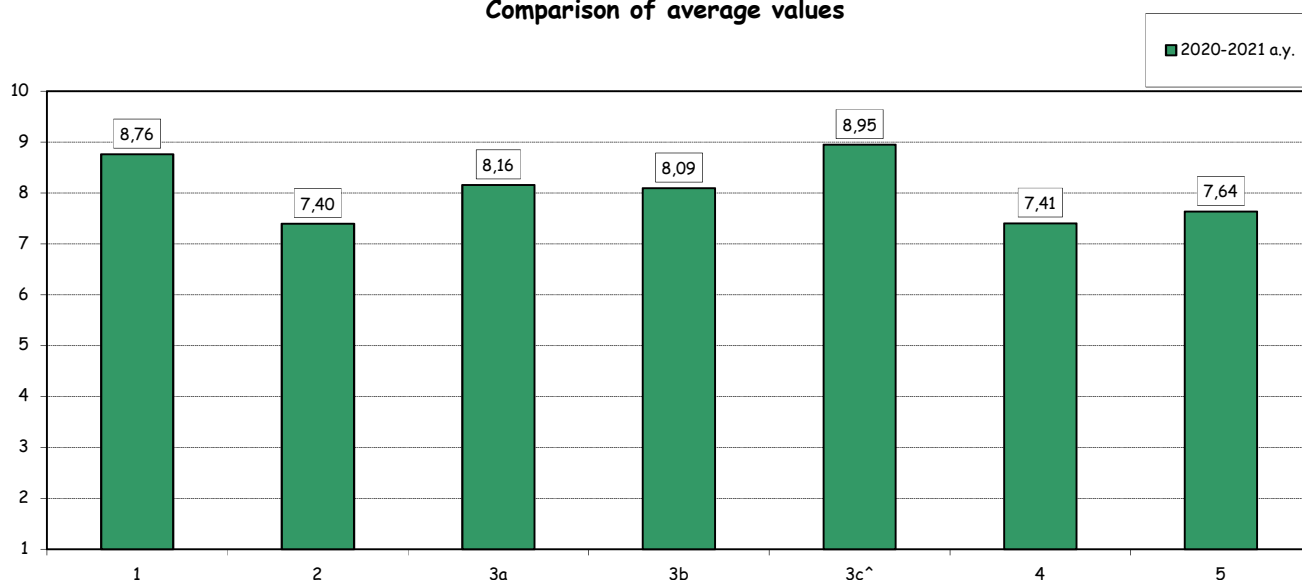
Degree programme: BAI

N° of questionnaires processed: 96

SECTION A - ORGANISATION OF THE COURSE

Item		Strongly disagree		Disagree		Agree		Strongly agree		Total		N.R.	Median values
		1-2		3-4-5		6-7-8		9-10		a.v.	%		
		a.v.	%	a.v.	%	a.v.	%	a.v.	%				
1	The schedule of lectures, practice and any other teaching activities has been respected.	1	1,0	1	1,0	33	34,4	61	63,5	96	100,0	0	9,0
2	Your prior academic knowledge was sufficient for understanding the topics covered in the course and included in the examination program.	2	2,1	15	15,6	45	46,9	34	35,4	96	100,0	0	8,0
3a	The course material and recommended reading list are clear.	1	1,0	10	10,4	34	35,4	51	53,1	96	100,0	0	9,0
3b	The course material and recommended reading list are adequate (useful/complete) for the study of the course subject.	0	0,0	5	5,2	44	45,8	47	49,0	96	100,0	0	8,0
3c^	Having access to the recorded lessons was useful for learning the course topics.	1	1,0	3	3,1	19	19,8	73	76,0	96	100,0	0	10,0
4	The exam rules and procedures have been explained clearly.	8	8,3	17	17,7	26	27,1	45	46,9	96	100,0	0	8,0
5	The workload required for this course is appropriate compared to the number of credits allocated to it.	4	4,2	10	10,4	45	46,9	37	38,5	96	100,0	0	8,0

Comparison of average values



(^): item added for the first time in the academic year 2020-21.

Teaching evaluation 2020-2021 a.y. - Attending Students

Undergraduate School

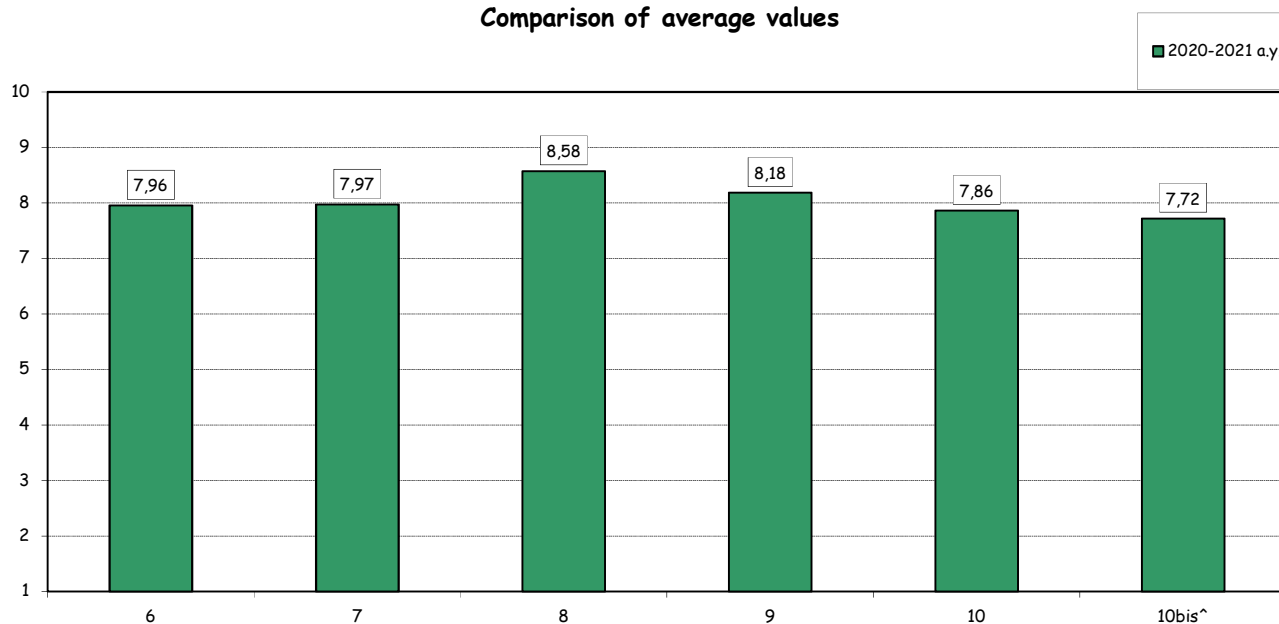
Degree programme: BAI

N° of questionnaires processed: 96

SECTION B - TEACHING AND STUDY ACTIVITIES

Item		Strongly disagree		Disagree		Agree		Strongly agree		Total		N.A.	Median Values
		1-2		3-4-5		6-7-8		9-10					
		a.v.	%	a.v.	%	a.v.	%	a.v.	%	a.v.	%		
6	The instructor stimulates interest in the course subject.	4	2,5	12	7,5	74	46,5	69	43,4	159	100,0	1	8,0
7	The instructor explains the topics in a clear manner.	3	1,9	9	5,7	72	45,3	75	47,2	159	100,0	1	8,0
8	The instructor is available for clarifications and explanations (even remotely)	0	0,0	9	5,7	49	31,0	100	63,3	158	100,0	1	9,0
9	Teaching activities are well organized.	1	0,6	12	7,6	65	41,4	79	50,3	157	100,0	3	8,0
10	The instructor encouraged participation during the lessons in the classroom or remotely (in the manner permitted by the electronic platform used).	6	3,8	13	8,2	68	42,8	72	45,3	159	100,0	1	8,0
10bis [^]	Remote interaction during the lessons is effective.	1	1,1	7	7,8	53	58,9	29	32,2	90	100,0	6	8,0

Comparison of average values



(°): The first five items of this section are repeated several times in case of separate evaluation of each faculty member who taught in the courses. For this reason the total amount of answers may vary significantly from that recorded for the rest of the items.

(^): item added for the first time in the academic year 2020-21.

Teaching evaluation 2020-2021 a.y. - Attending Students

Undergraduate School

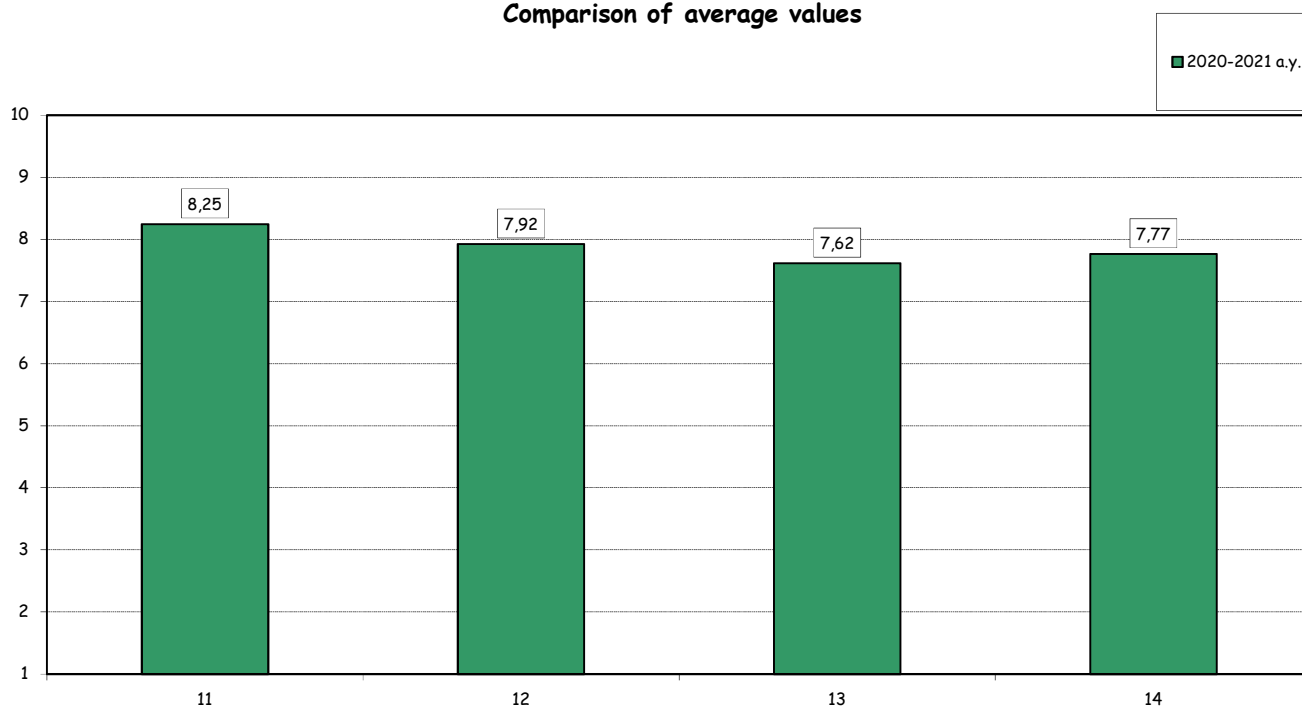
Degree programme: BAI

N° of questionnaires processed: 96

SECTION B - TEACHING AND STUDY ACTIVITIES

Item	Answers	Strongly disagree		Disagree		Agree		Strongly agree		Total		N.A.	N.R.	Median values
		1-2		3-4-5		6-7-8		9-10						
		a.v.	%	a.v.	%	a.v.	%	a.v.	%	a.v.	%			
11	The course has been carried out in accordance with the syllabus published on the website (taking into account any changes due to the return to distance learning).	4	4,3	6	6,5	27	29,0	56	60,2	93	100,0		3	9,0
12	The supplementary activities (practice, workshops, group work, etc.), if present, have been helpful in learning the course topics.	0	0,0	8	12,3	29	44,6	28	43,1	65	100,0		31	7,0
13	The support provided by teaching assistants (if present) has been helpful in learning the course topics.	4	5,5	10	13,7	27	37,0	32	43,8	73	100,0	8	15	8,0
14	Teaching assistants (if present) are competent and helpful	4	5,5	7	9,6	26	35,6	36	49,3	73	100,0	8	15	8,0

Comparison of average values



(°): Items submitted only for courses where the Teaching Assistants had clear visibility to students.

Teaching evaluation 2020-2021 a.y. - Attending Students

Undergraduate School

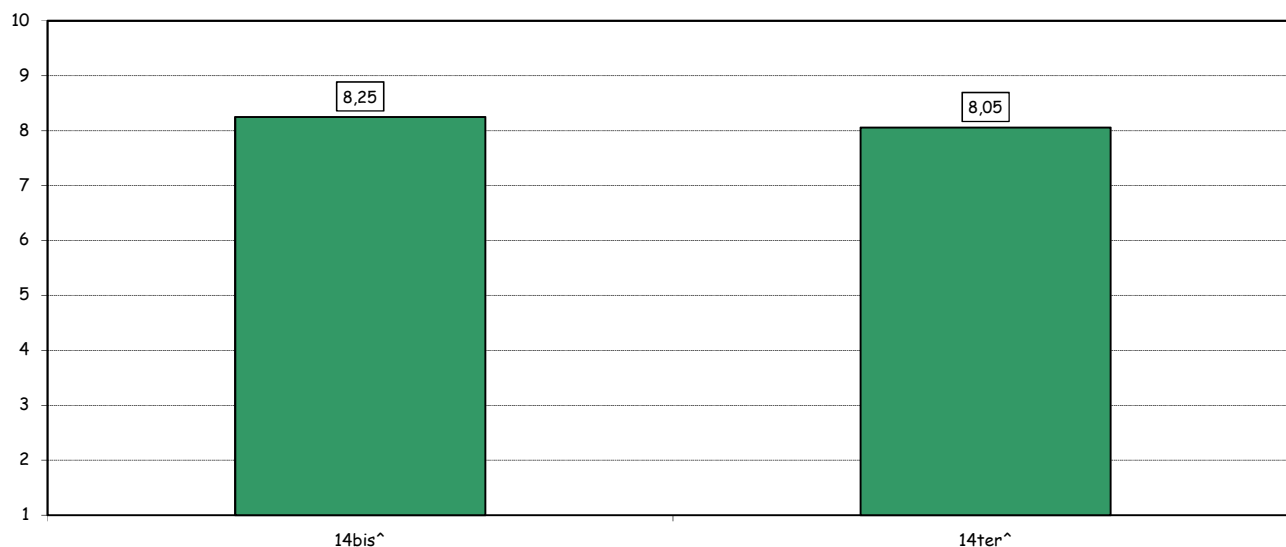
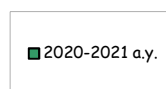
Degree programme: BAI

N° of questionnaires processed: 96

SECTION C - TECHNICAL ASPECTS OF TEACHING

Item		Strongly disagree		Disagree		Agree		Strongly agree		Total		N.A.	Median Values
		1-2		3-4-5		6-7-8		9-10		a.v.	%		
		a.v.	%	a.v.	%	a.v.	%	a.v.	%				
14bis [^]	The electronic platform BlackBoard used to support teaching worked well during the semester.	0	0,0	0	0,0	54	58,1	39	41,9	93	100,0	3	8,0
14ter [^]	The electronic platform BlackBoard makes remote interaction with the instructor easy and effective	0	0,0	1	1,1	59	64,1	32	34,8	92	100,0	4	8,0

Comparison of average values



([^]): item added for the first time in the academic year 2020-21.

Teaching evaluation 2020-2021 a.y. - Attending Students

Undergraduate School

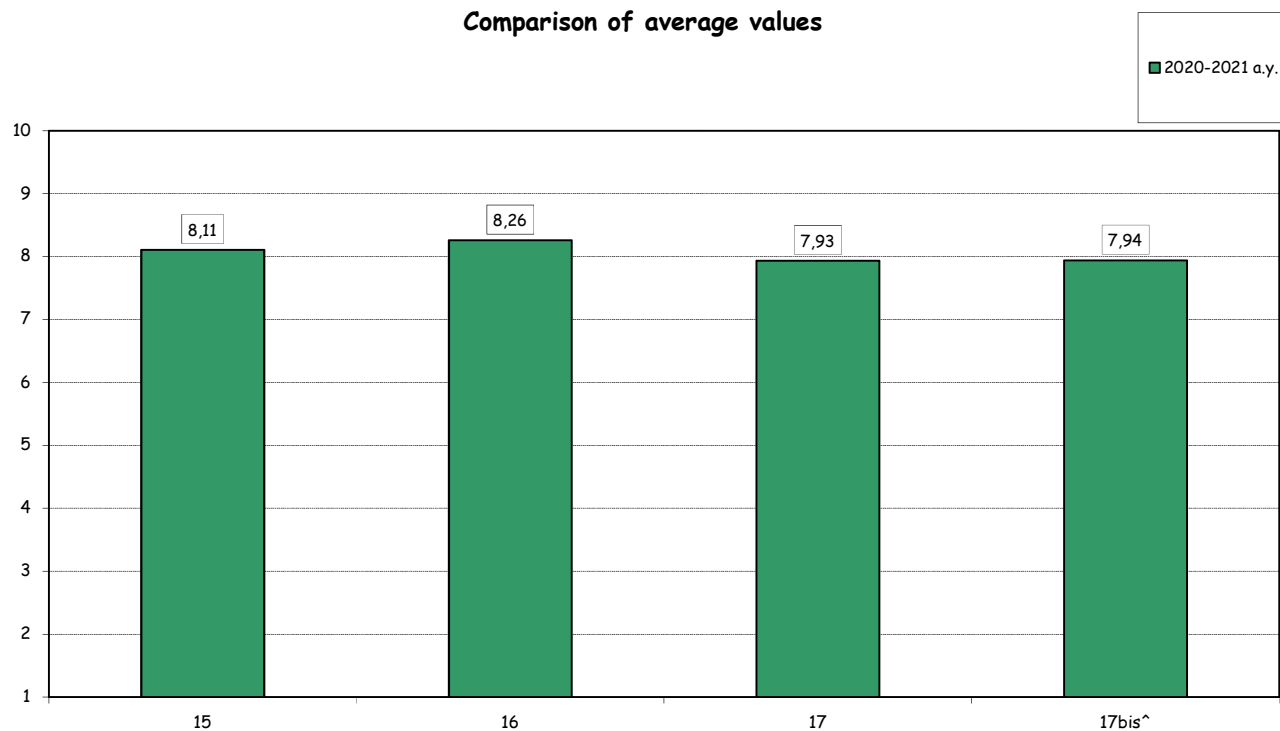
Degree programme: BAI

N° of questionnaires processed: 96

SECTION D - OVERALL ASSESSMENT

Item		Strongly disagree		Disagree		Agree		Strongly agree		Total		N.A.	Median Values
		1-2		3-4-5		6-7-8		9-10		a.v.	%		
		a.v.	%	a.v.	%	a.v.	%	a.v.	%	a.v.	%		
15	The overall quality of teaching is satisfactory.	1	1,1	4	4,3	41	44,6	46	50,0	92	100,0	4	8,0
16	I am interested in the course topics.	0	0,0	3	3,2	41	44,1	49	52,7	93	100,0	3	9,0
17	Overall I am satisfied with the way the course has been carried out.	0	0,0	10	10,9	39	42,4	43	46,7	92	100,0	4	8,0
17bis ^A	The use of online and/or blended teaching methods has been effective in learning the course topics.	0	0,0	5	6,0	50	59,5	29	34,5	84	100,0	12	8,0

Comparison of average values



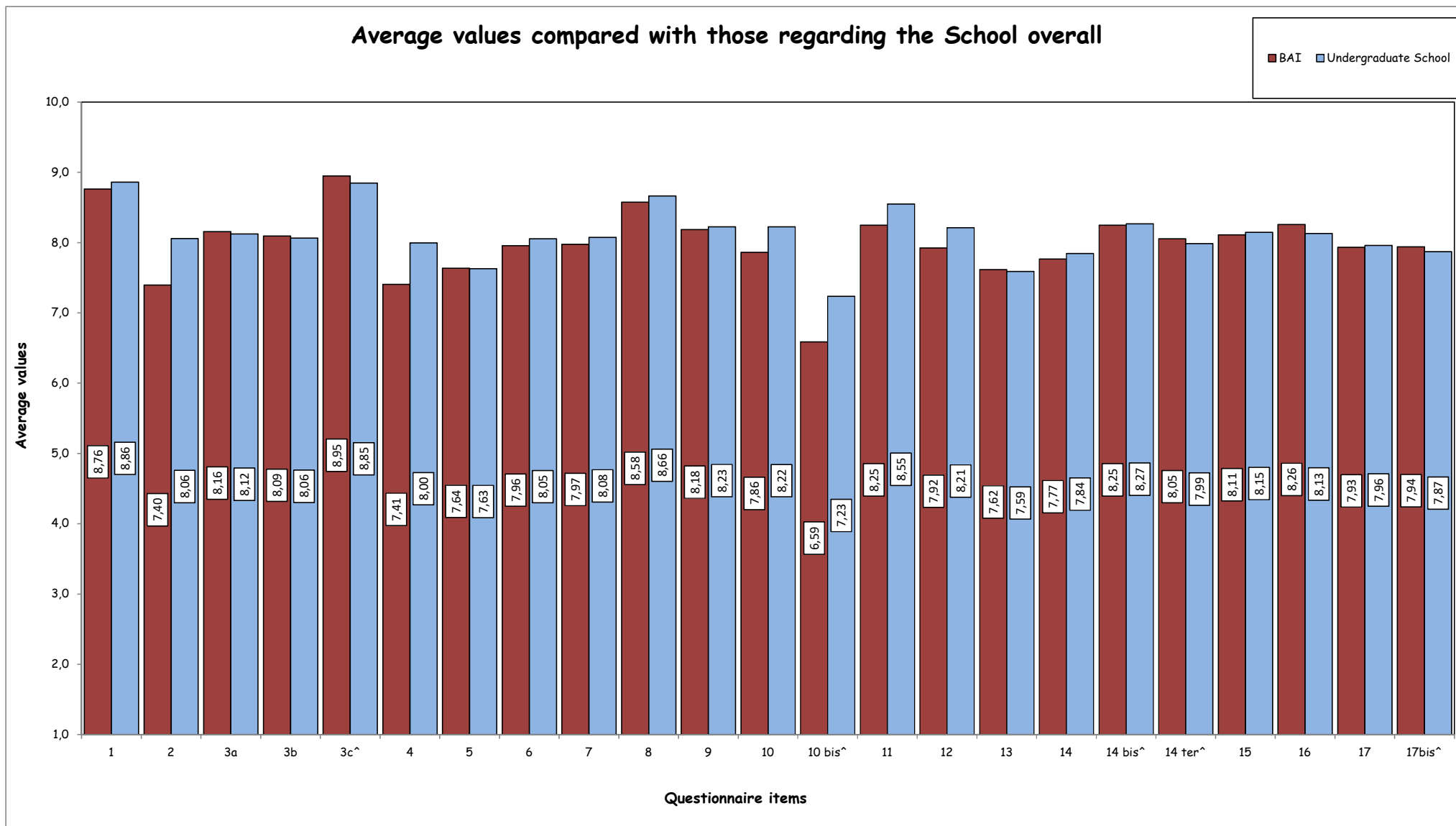
(^A): item added for the first time in the academic year 2020-21.

Teaching evaluation 2020-2021 a.y.- Attending Students

Undergraduate School

Degree programme: BAI

N° of questionnaires processed: 96



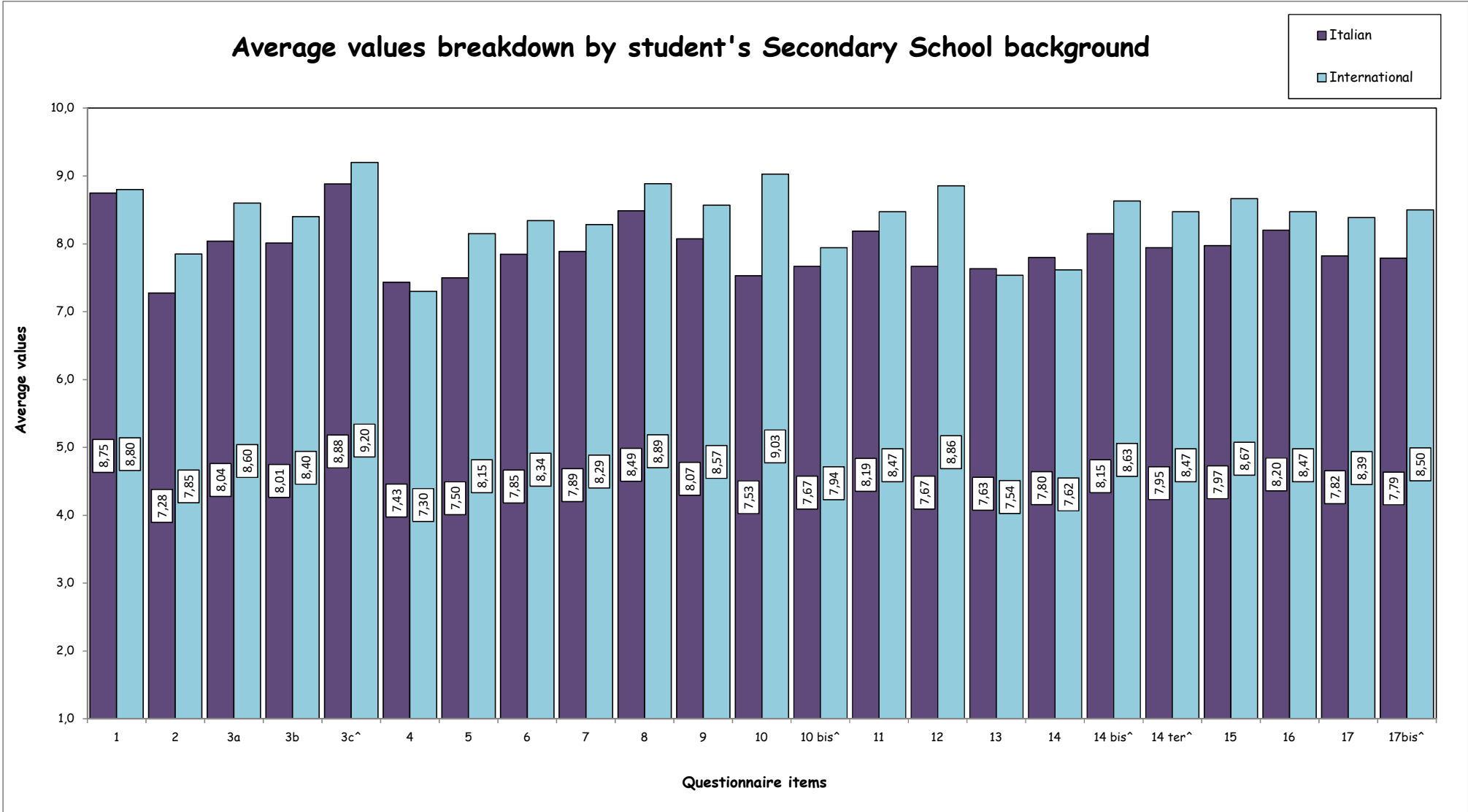
(^): item added for the first time in the academic year 2020-21.

Teaching evaluation 2020-2021 a.y.- Attending Students

Undergraduate School

Degree programme: BAI

N° of questionnaires processed: 96



(^): item added for the first time in the academic year 2020-21.

2. EVALUATION OF NOT ATTENDING STUDENTS*

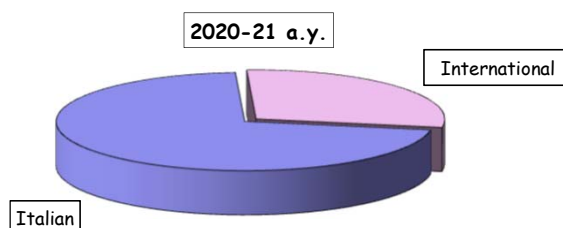
STUDENT INFORMATION

Year of study

	Questionnaires processed		Questionnaires processed/students enrolled	
	a.v.	%	2020-21	2019-20
1°	7	100,0	1,9	0,0
2°				
3°				
TOTAL	7	100,0	1,9	0,0

Secondary School Background

	a.v.	% 2020-21
Italian	5	71,4
International	2	28,6
TOTAL	7	100,0



(*): This section summarizes the statistical results of evaluations given by students who declared (in the classroom or remote survey) an attendance of less than 50% of the course lessons.

Teaching evaluation a.y. 2020-2021 - Non Attending Students

Undergraduate School

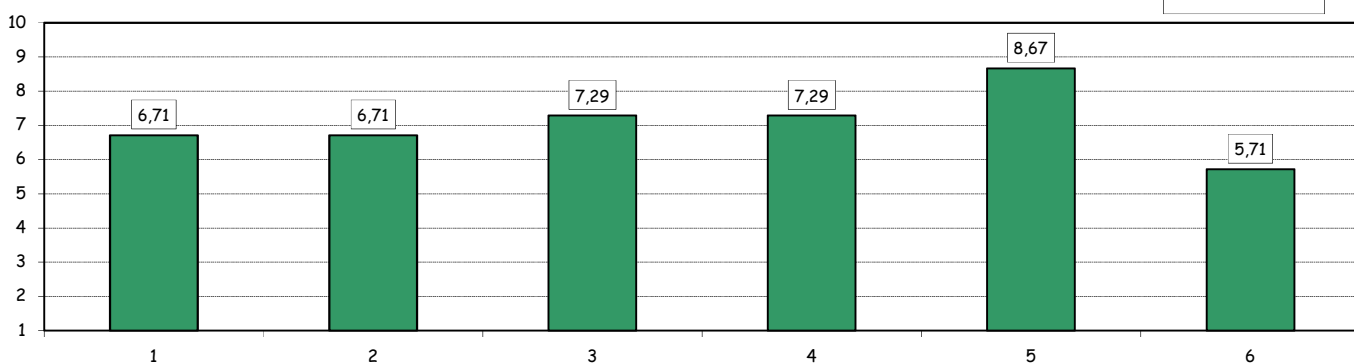
Degree programme: BAI

N° of questionnaires processed: 7

EVALUATIONS

Item		Strongly disagree		Disagree		Agree		Strongly agree		Total		N.A.	Median Values
		1-2		3-4-5		6-7-8		9-10					
		a.v.	%	a.v.	%	a.v.	%	a.v.	%	a.v.	%		
1	Your prior academic knowledge was sufficient for understanding the topics covered in the course and included in the examination program.	1	14,3	1	14,3	2	28,6	3	42,9	7	100,0	0	8,0
2	The workload required for this course is appropriate compared to the number of credits allocated to it.	0	0,0	2	28,6	5	71,4	0	0,0	7	100,0	0	8,0
3	The course material and recommended reading list are adequate (useful/complete) for the study of the course subject.	0	0,0	1	14,3	5	71,4	1	14,3	7	100,0	0	7,0
4	The exam rules and procedures have been explained clearly.	0	0,0	2	28,6	2	28,6	3	42,9	7	100,0	0	7,0
5	The instructor is available for clarifications and explanations (even remotely)	0	0,0	0	0,0	2	33,3	4	66,7	6	100,0	1	9,0
6	I am interested in the course topics.	2	28,6	1	14,3	2	28,6	2	28,6	7	100,0	0	6,0

Comparison of average values



Average values compared with those regarding students who declared an attendance of more than 50% of the lessons

