

## TEACHING EVALUATION

MASTER OF SCIENCE IN  
**AMMINISTRAZIONE, FINANZA  
AZIENDALE E CONTROLLO**  
2022-23 a.y.



## Teaching evaluation 2022-2023 a.y.- Attending Students

### Graduate School

Degree programme: AFC

N° of questionnaires processed: 1944

## 1. EVALUATION OF ATTENDING STUDENTS\*

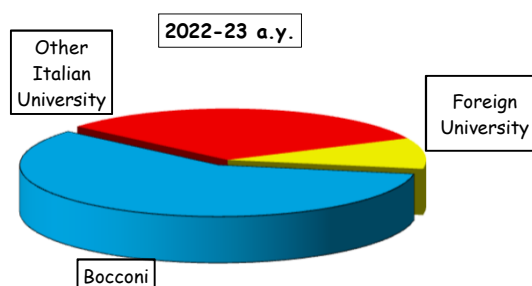
### STUDENT INFORMATION

#### Year of study

	Questionnaires processed		Questionnaires processed/students	
	a.v.	%	2022-23	2021-22
1°	1.582	81,4	75,1	39,4
2°	362	18,6	39,8	22,2
TOTAL	1.944	100,0	64,4	33,2

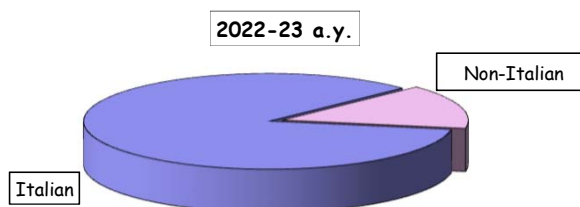
#### University of the undergraduate program

	a.v.	%	
		2022-23	2021-22
Bocconi	1.138	58,5	56,5
Other Italian University	617	31,7	32,3
Foreign University	189	9,7	11,2
TOTAL	1.944	100,0	100,0
N.R.	0		



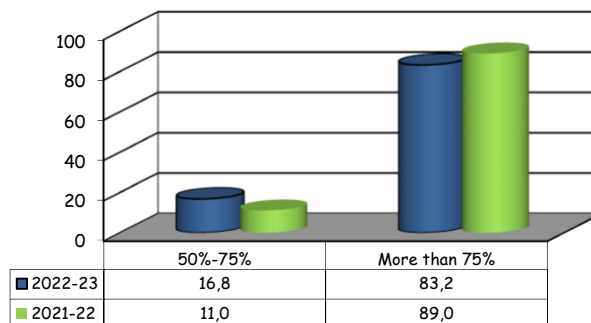
#### Nationality

	a.v.	%	
		2022-23	2021-22
Italian	1.653	85,0	87,5
Non-Italian	291	15,0	12,5
TOTAL	1.944	100,0	100,0



#### Percentage of lessons attended (as declared by the student)

	a.v.	%	
		2022-23	2021-22
50%-75%	326	16,8	11,0
More than 75%	1.618	83,2	89,0
TOTAL	1.944	100,0	100,0



(\*): This section summarizes the statistical results of evaluations given by students who declared (in the classroom or remote survey) an attendance of more than 50% of the course lessons.

## Teaching evaluation 2022-2023 a.y. - Attending Students

### Graduate School

Degree programme: AFC

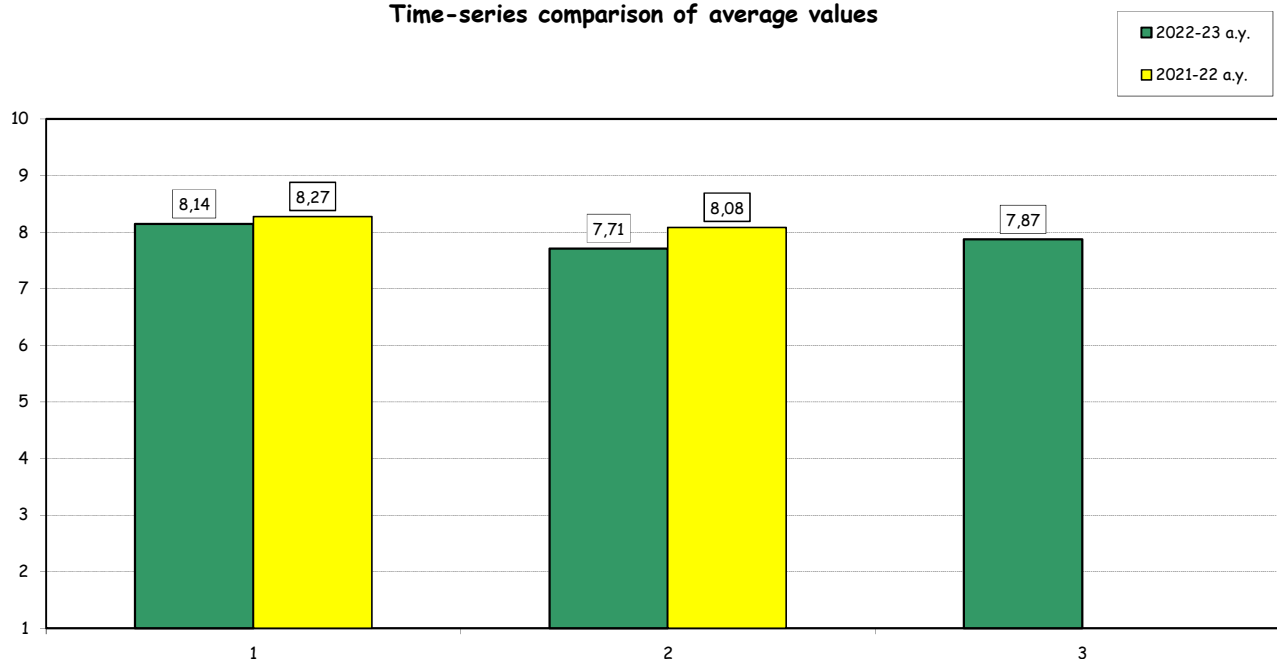
N° of questionnaires processed: 1944

## 2. OVERALL SCHOOL EVALUATIONS

### SECTION A - SUMMARY ASSESSMENT

Item		Answers		Strongly disagree		Disagree		Agree		Strongly agree		Total		N.A.	Median Values
		1-2		3-4-5		6-7-8		9-10							
		a.v.	%	a.v.	%	a.v.	%	a.v.	%	a.v.	%				
1	I am interested in the course topics.	12	0,6	103	5,3	939	48,4	885	45,6	1939	100,0	5	8,0		
2	Overall, I am satisfied with the way the course has been carried out.	35	1,8	162	8,4	1027	53,5	695	36,2	1919	100,0	25	7,0		
3	The teaching activity is satisfactory.°	69	2,3	264	8,6	1372	44,8	1359	44,4	3064	100,0	5	8,0		

**Time-series comparison of average values**



(°): The item is repeated as many times as the number of instructors evaluated within each course. For this reason the total amount of answers may vary significantly from that recorded for the rest of the items.

## Teaching evaluation 2022-2023 a.y. - Attending Students

### Graduate School

Degree programme: AFC

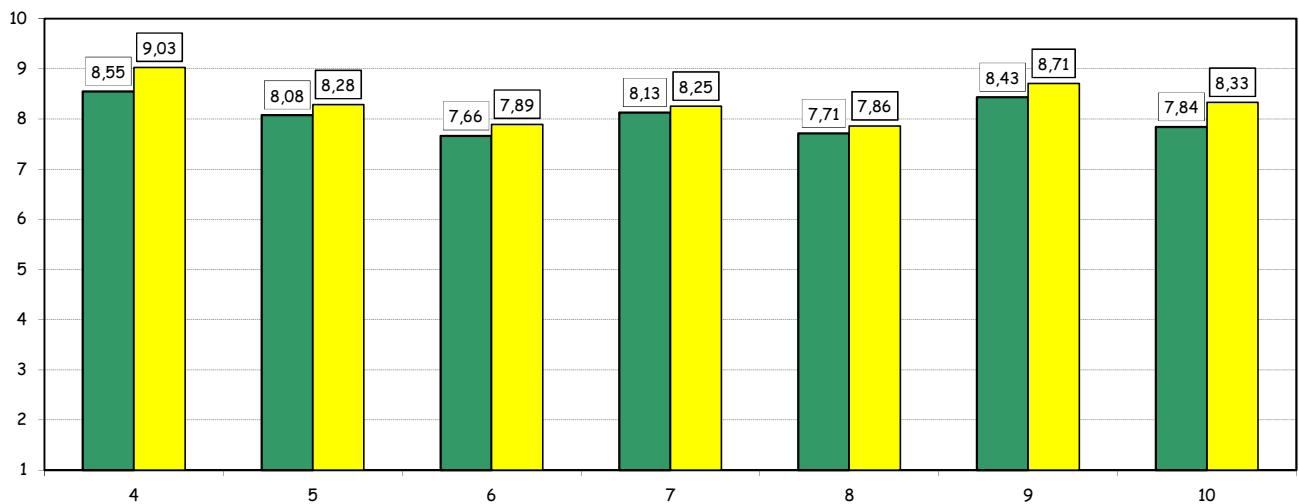
N° of questionnaires processed: 1944

### SECTION B - COURSE ORGANISATION

Item	Answers	Strongly disagree		Disagree		Agree		Strongly agree		Total		N.A.	Median Values
		1-2		3-4-5		6-7-8		9-10		a.v.	%		
		a.v.	%	a.v.	%	a.v.	%	a.v.	%				
4	The schedule of lectures, practice and any other teaching activities has been respected.	16	0,8	58	3,0	729	37,8	1127	58,4	1930	100,0	14	8,0
5	The prior academic knowledge was adequate for understanding the topics covered in the course and included in the examination program.	18	0,9	126	6,5	917	47,5	869	45,0	1930	100,0	14	8,0
6	The course material is adequate (useful/complete) for the study of the course subject.	47	2,4	182	9,4	974	50,5	725	37,6	1928	100,0	16	7,0
7	The exam rules and procedures have been explained clearly.	22	1,1	117	6,1	872	45,3	915	47,5	1926	100,0	18	8,0
8	The workload required for this course is appropriate compared to the number of credits allocated to it.	54	2,8	180	9,3	954	49,5	738	38,3	1926	100,0	18	8,0
9	The course has been carried out in accordance with the syllabus published on the website.	21	1,1	68	3,5	776	40,5	1051	54,9	1916	100,0	28	8,0
10	The supplementary activities (practice, workshops, group work, etc.), if present, have been helpful in learning the course topics.	52	2,9	143	8,1	851	48,0	726	41,0	1772	100,0	172	7,0

**Time-series comparison of average values**

■ 2022-23 a.y.  
■ 2021-22 a.y.



**Teaching evaluation 2022-2023 a.y. - Attending Students**  
**Graduate School**

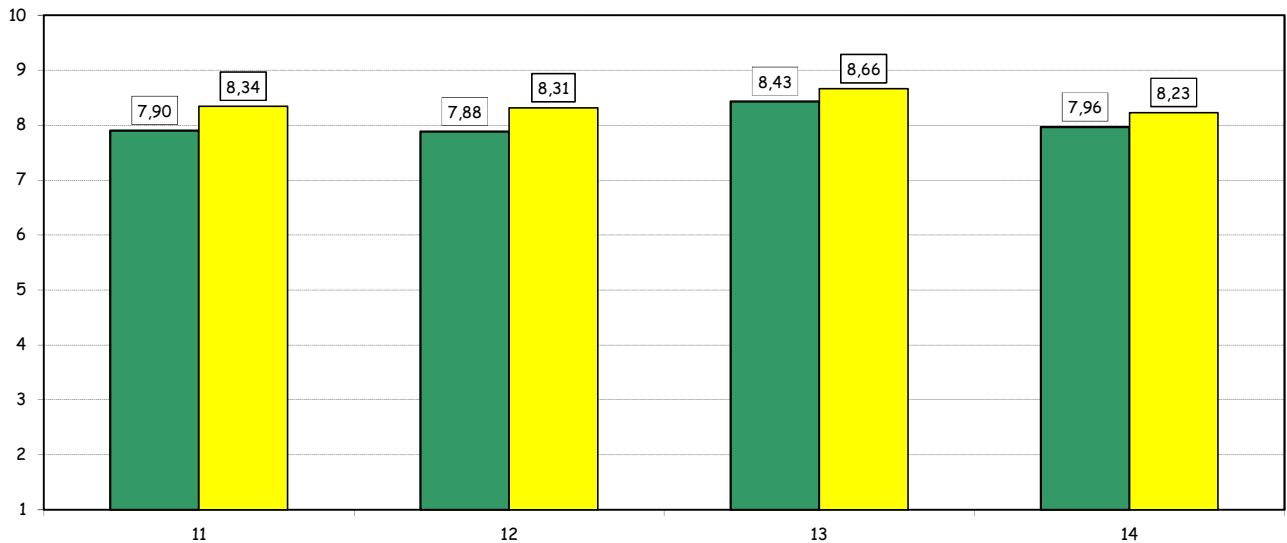
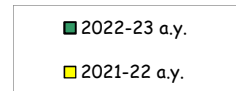
Degree programme: AFC

N° of questionnaires processed: 3069

**SECTION C - TEACHING ACTIVITIES<sup>o</sup>**

Item	Answers	Strongly disagree		Disagree		Agree		Strongly agree		Total		N.A.	Median Values
		1-2		3-4-5		6-7-8		9-10		a.v.	%		
		a.v.	%	a.v.	%	a.v.	%	a.v.	%				
11	The instructor stimulates interest in the course subject.	78	2,5	250	8,2	1356	44,3	1377	45,0	3061	100,0	8	8,0
12	The instructor explains the topics in a clear manner.	84	2,7	239	7,8	1376	45,0	1356	44,4	3055	100,0	14	8,0
13	The instructor is available for clarifications and explanations (even remotely)	42	1,4	113	3,7	1150	38,0	1725	56,9	3030	100,0	39	9,0
14	The instructor encouraged interaction during the lessons.	70	2,3	232	7,6	1350	44,2	1402	45,9	3054	100,0	15	8,0

**Time-series comparison of average values**



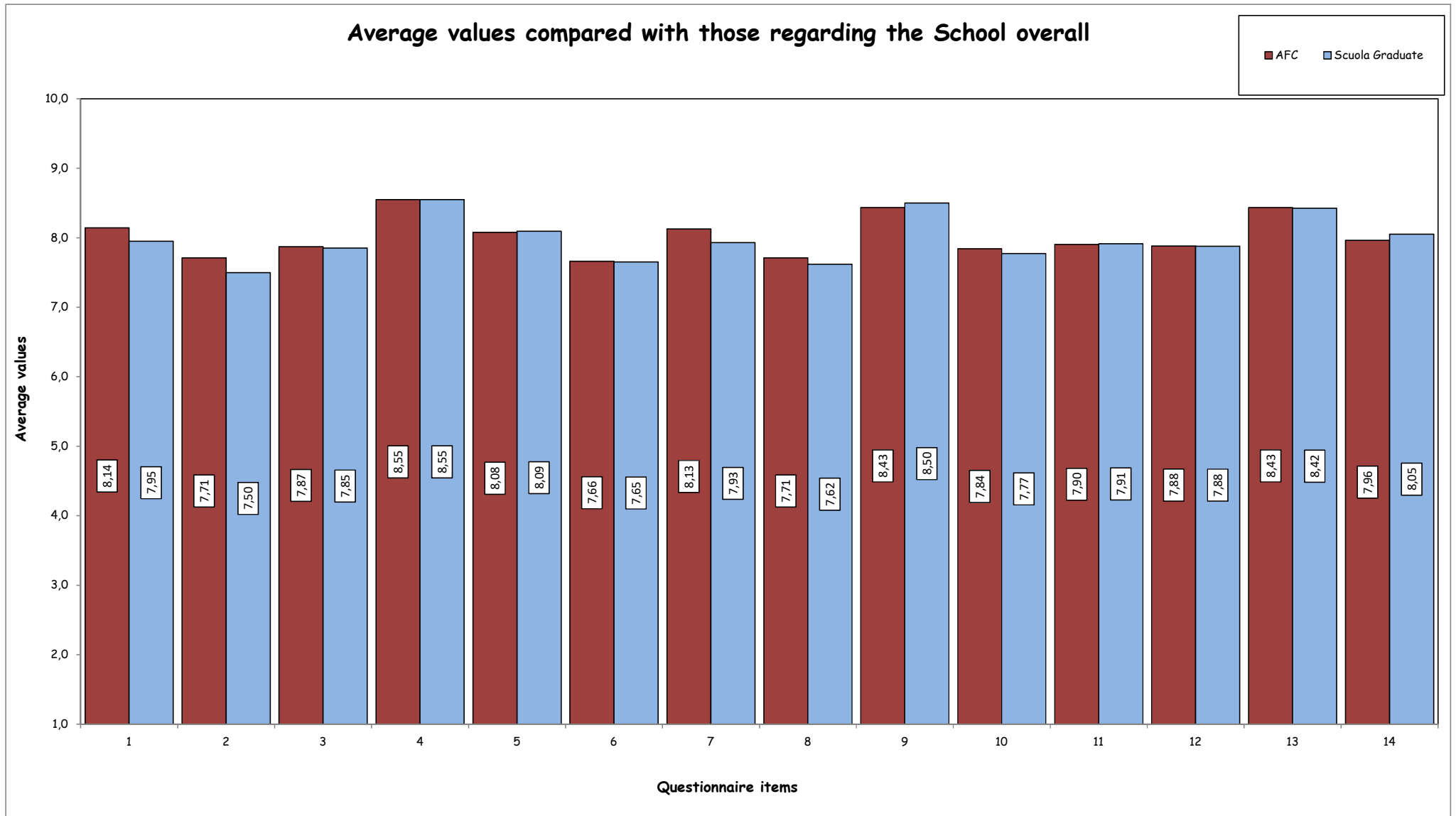
(<sup>o</sup>): The item is repeated as many times as the number of instructors evaluated within each course. For this reason the total amount of answers may vary significantly from that recorded for the rest of the items.

Teaching evaluation 2022-2023 a.y. - Attending Students

Graduate School

Degree programme: AFC

N° of questionnaires processed: 1944



Teaching evaluation a.y. 2022-2023 - Non Attending Students

Graduate School

Degree programme: AFC

N° of questionnaires processed: 586

2. EVALUATION OF NOT ATTENDING STUDENTS\*

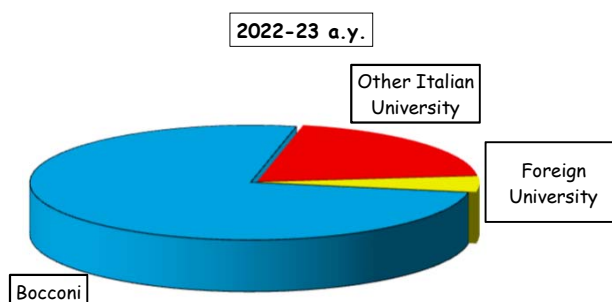
STUDENT INFORMATION

Year of study

	Questionnaires processed		Questionnaires processed/students enrolled	
	a.v.	%	2022-23	2021-22
1°	195	33,3	9,3	9,8
2°	391	66,7	43,0	11,7
TOTAL	586	100,0	19,4	10,5

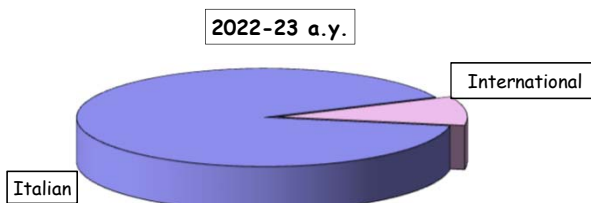
University of the undergraduate program

	a.v.	%	
		2022-23	2021-22
Bocconi	442	75,6	61,6
Other Italian University	117	20,0	29,3
Foreign University	26	4,4	9,1
TOTAL	585	100,0	100,0
N.R.	1		



Secondary School Background

	a.v.	%	
		2022-23	2021-22
Italian	530	90,4	87,7
International	56	9,6	12,3
TOTAL	586	100,0	100,0



(\*): This section summarizes the statistical results of evaluations given by students who declared (in the classroom or remote survey) an attendance of less than 50% of the course lessons.

## Teaching evaluation a.y. 2022-2023 - Non Attending Students

Graduate School

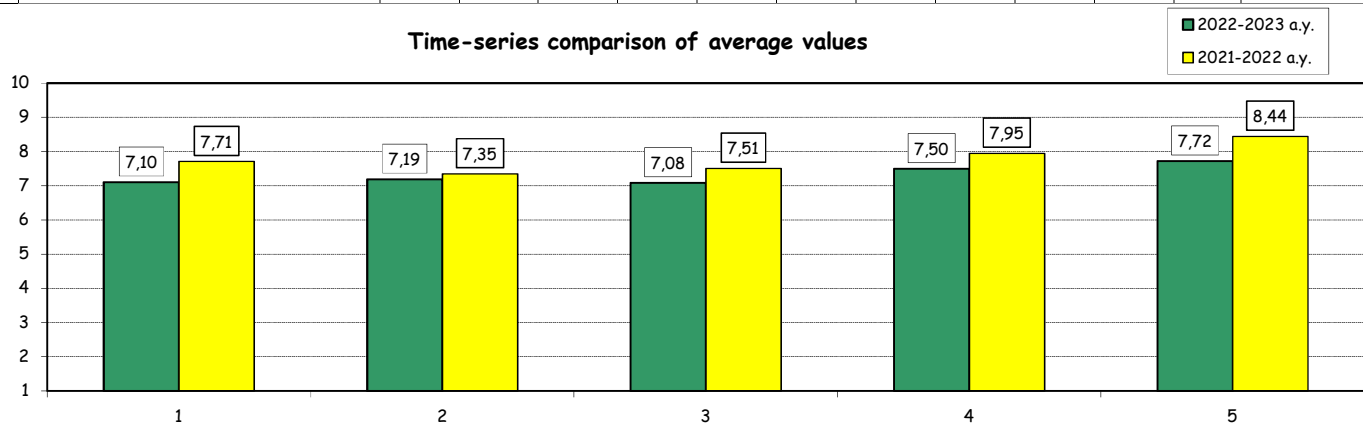
Degree programme: AFC

N° of questionnaires processed: 586

### EVALUATIONS

Item		Strongly disagree		Disagree		Agree		Strongly agree		Total		N.A.	Median Values
		1-2		3-4-5		6-7-8		9-10		a.v.	%		
		a.v.	%	a.v.	%	a.v.	%	a.v.	%				
1	Your prior academic knowledge was sufficient for understanding the topics covered in the course and included in the examination program.	13	3,1	63	15,2	236	56,9	103	24,8	415	100,0	171	7,0
2	The workload required for this course is appropriate compared to the number of credits allocated to it.	17	4,1	47	11,4	238	57,9	109	26,5	411	100,0	175	7,0
3	The course material and recommended reading list are adequate (useful/complete) for the study of the course subject.	21	5,1	55	13,4	225	54,9	109	26,6	410	100,0	176	7,0
4	The exam rules and procedures have been explained clearly.	16	4,0	34	8,4	215	53,1	140	34,6	405	100,0	181	8,0
5	The instructor is available for clarifications and explanations (even remotely)	14	3,5	28	6,9	206	51,0	156	38,6	404	100,0	182	8,0

**Time-series comparison of average values**



**Average values compared with those regarding students who declared an attendance of more than 50% of the lessons**

