

## TEACHING EVALUATION

MASTER OF SCIENCE IN  
**ECONOMICS AND MANAGEMENT IN  
ARTS, CULTURE, MEDIA AND  
ENTERTAINMENT**  
2020-21 a.y.



## Teaching evaluation 2020-2021 a.y.- Attending Students

### Graduate School

Degree programme: ACME

N° of questionnaires processed: 647

## 1. EVALUATION OF ATTENDING STUDENTS\*

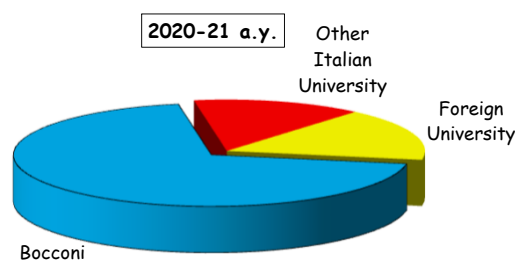
### STUDENT INFORMATION

#### Year of study

	Questionnaires processed		Questionnaires processed/students	
	a.v.	%	2020-21	2019-20
1°	387	59,8	65,6	54,3
2°	260	40,2	67,7	43,9
TOTAL	647	100,0	66,4	51,3

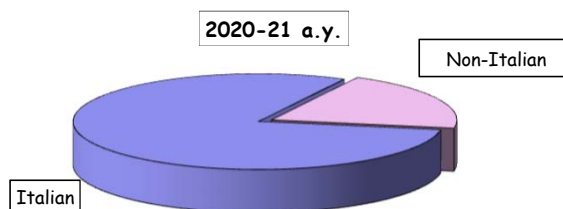
#### University of the undergraduate program

	a.v.	%	
		2019-20	2018-19
Bocconi	450	69,6	57,9
Other Italian University	90	13,9	7,2
Foreign University	107	16,5	34,9
TOTAL	647	100,0	100,0
N.R.	0		



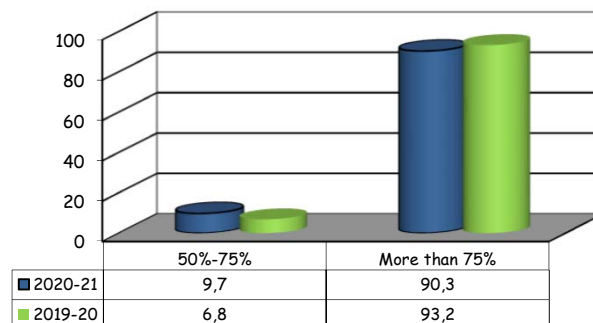
#### Nationality

	a.v.	%	
		2020-21	2019-20
Italian	517	79,9	57,6
Non-Italian	130	20,1	42,4
TOTAL	647	100,0	100,0



#### Percentage of lessons attended (as declared by the student)

	a.v.	%	
		2020-21	2019-20
50%-75%	63	9,7	6,8
More than 75%	584	90,3	93,2
TOTAL	647	100,0	100,0



(\*): This section summarizes the statistical results of evaluations given by students who declared (in the classroom or remote survey) an attendance of more than 50% of the course lessons.

## Teaching evaluation 2020-2021 a.y. - Attending Students

### Graduate School

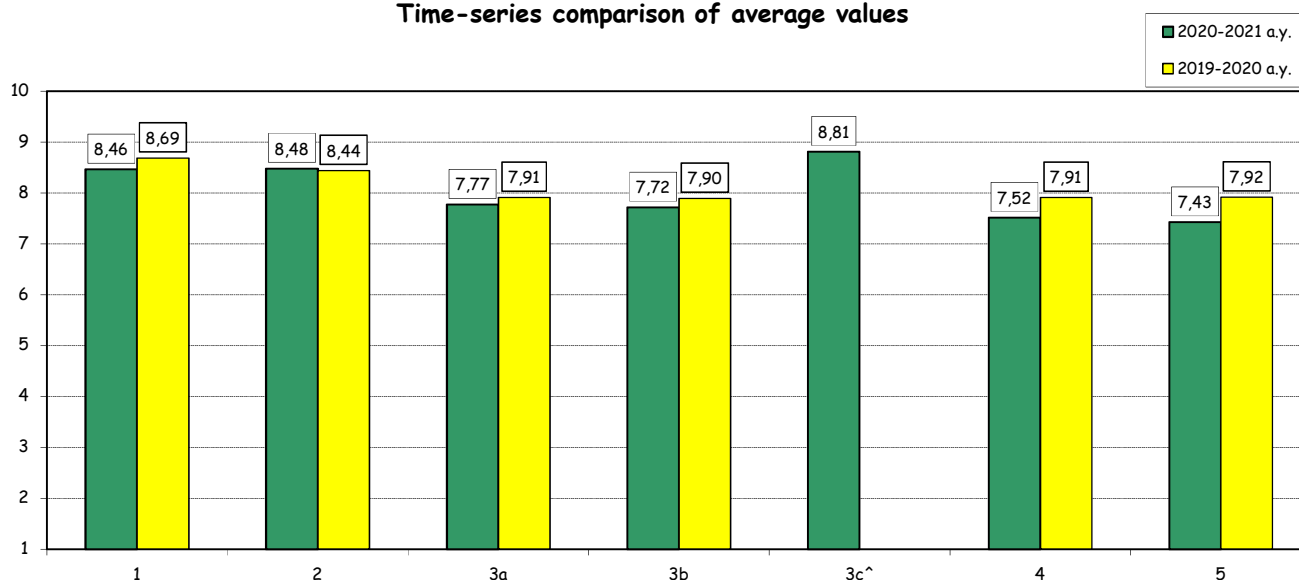
Degree programme: ACME

N° of questionnaires processed: 647

### SECTION A - ORGANISATION OF THE COURSE

Item		Strongly disagree		Disagree		Agree		Strongly agree		Total		N.R.	Median values
		1-2		3-4-5		6-7-8		9-10		a.v.	%		
		a.v.	%	a.v.	%	a.v.	%	a.v.	%				
1	The schedule of lectures, practice and any other teaching activities has been respected.	13	2,0	35	5,5	204	31,8	389	60,7	641	100,0	6	9,0
2	Your prior academic knowledge was sufficient for understanding the topics covered in the course and included in the examination program.	9	1,4	30	4,7	218	33,9	387	60,1	644	100,0	3	9,0
3a	The course material and recommended reading list are clear.	23	3,6	63	9,8	273	42,3	287	44,4	646	100,0	1	8,0
3b	The course material and recommended reading list are adequate (useful/complete) for the study of the course subject.	17	2,6	63	9,8	308	47,8	256	39,8	644	100,0	3	8,0
3c <sup>^</sup>	Having access to the recorded lessons was useful for learning the course topics.	8	1,2	23	3,6	175	27,2	437	68,0	643	100,0	4	10,0
4	The exam rules and procedures have been explained clearly.	41	6,4	70	10,9	266	41,2	268	41,6	645	100,0	2	8,0
5	The workload required for this course is appropriate compared to the number of credits allocated to it.	26	4,0	71	11,0	324	50,3	223	34,6	644	100,0	3	8,0

**Time-series comparison of average values**



(<sup>^</sup>): item added for the first time in the academic year 2020-21.

## Teaching evaluation 2020-2021 a.y. - Attending Students

### Graduate School

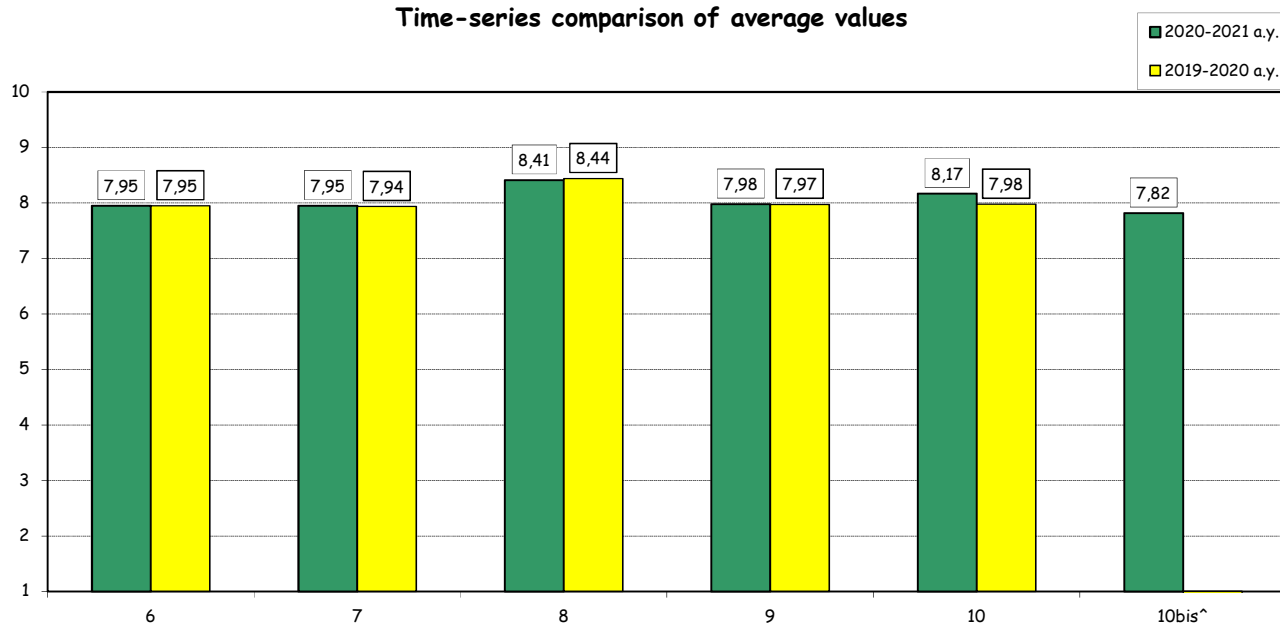
Degree programme: ACME

N° of questionnaires processed: 1352

## SECTION B - TEACHING AND STUDY ACTIVITIES

Item		Strongly disagree		Disagree		Agree		Strongly agree		Total		N.A.	Median Values
		1-2		3-4-5		6-7-8		9-10					
		a.v.	%	a.v.	%	a.v.	%	a.v.	%	a.v.	%		
6	The instructor stimulates interest in the course subject.	36	2,7	91	6,7	618	45,8	604	44,8	1349	100,0	3	8,0
7	The instructor explains the topics in a clear manner.	31	2,3	113	8,4	602	44,6	604	44,7	1350	100,0	4	8,0
8	The instructor is available for clarifications and explanations (even remotely)	21	1,6	65	4,8	489	36,4	768	57,2	1343	100,0	9	9,0
9	Teaching activities are well organized.	35	2,6	104	7,7	585	43,6	618	46,1	1342	100,0	7	8,0
10	The instructor encouraged participation during the lessons in the classroom or remotely (in the manner permitted by the electronic platform used).	30	2,2	72	5,3	581	43,1	666	49,4	1349	100,0	5	8,0
10bis <sup>^</sup>	Remote interaction during the lessons is effective.	14	2,2	54	8,4	314	49,0	259	40,4	641	100,0	6	8,0

**Time-series comparison of average values**



(°): The first five items of this section are repeated several times in case of separate evaluation of each faculty member who taught in the courses. For this reason the total amount of answers may vary significantly from that recorded for the rest of the items.

(^): item added for the first time in the academic year 2020-21.

Teaching evaluation 2020-2021 a.y. - Attending Students

Graduate School

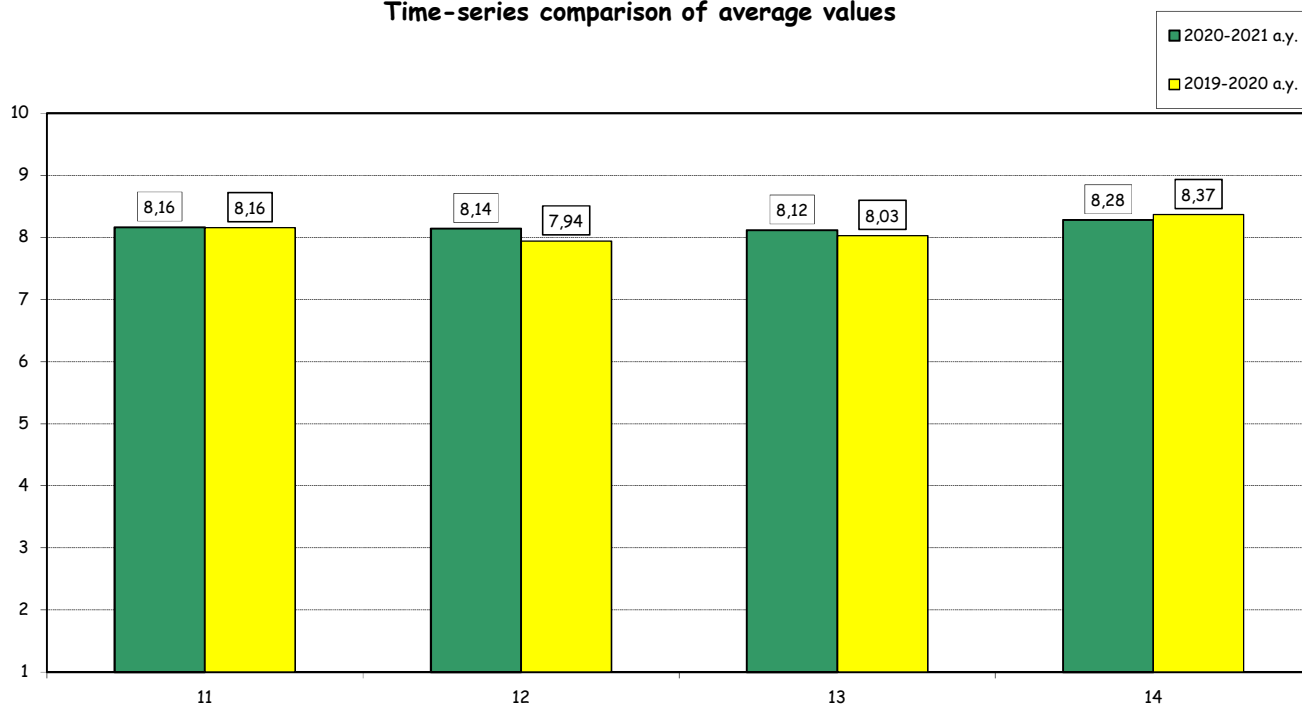
Degree programme: ACME

N° of questionnaires processed: 647

SECTION B - TEACHING AND STUDY ACTIVITIES

Item	Answers	Strongly disagree		Disagree		Agree		Strongly agree		Total		N.A.	N.R.	Median values
		1-2		3-4-5		6-7-8		9-10						
		a.v.	%	a.v.	%	a.v.	%	a.v.	%	a.v.	%			
11	The course has been carried out in accordance with the syllabus published on the website (taking into account any changes due to the return to distance learning).	13	2,0	36	5,6	275	43,0	315	49,3	639	100,0		8	8,0
12	The supplementary activities (practice, workshops, group work, etc.), if present, have been helpful in learning the course topics.	9	1,7	40	7,7	213	41,0	258	49,6	520	100,0		127	8,0
13	The support provided by teaching assistants (if present) has been helpful in learning the course topics.	10	3,2	21	6,7	126	40,1	157	50,0	314	100,0	92	241	8,5
14	Teaching assistants (if present) are competent and helpful	9	2,9	10	3,2	121	38,8	172	55,1	312	100,0	84	251	9,0

Time-series comparison of average values



(°): Items submitted only for courses where the Teaching Assistants had clear visibility to students.

## Teaching evaluation 2020-2021 a.y. - Attending Students

### Graduate School

Degree programme: ACME

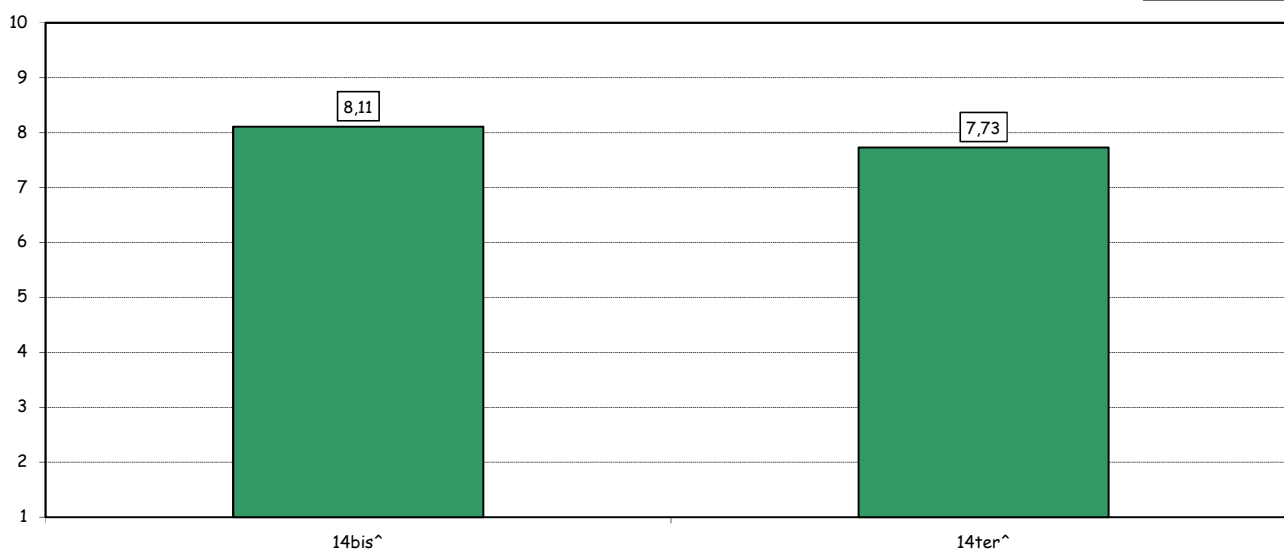
N° of questionnaires processed: 647

### SECTION C - TECHNICAL ASPECTS OF TEACHING

Item		Strongly disagree		Disagree		Agree		Strongly agree		Total		N.A.	Median Values
		1-2		3-4-5		6-7-8		9-10		a.v.	%		
		a.v.	%	a.v.	%	a.v.	%	a.v.	%				
<b>14bis<sup>^</sup></b>	The electronic platform BlackBoard used to support teaching worked well during the semester.	10	1,6	34	5,3	297	46,3	301	46,9	642	100,0	5	8,0
<b>14ter<sup>^</sup></b>	The electronic platform BlackBoard makes remote interaction with the instructor easy and effective	17	2,7	51	8,0	331	52,0	238	37,4	637	100,0	10	8,0

**Comparison of average values**

■ 2020-2021 a.y.



(<sup>^</sup>): item added for the first time in the academic year 2020-21.

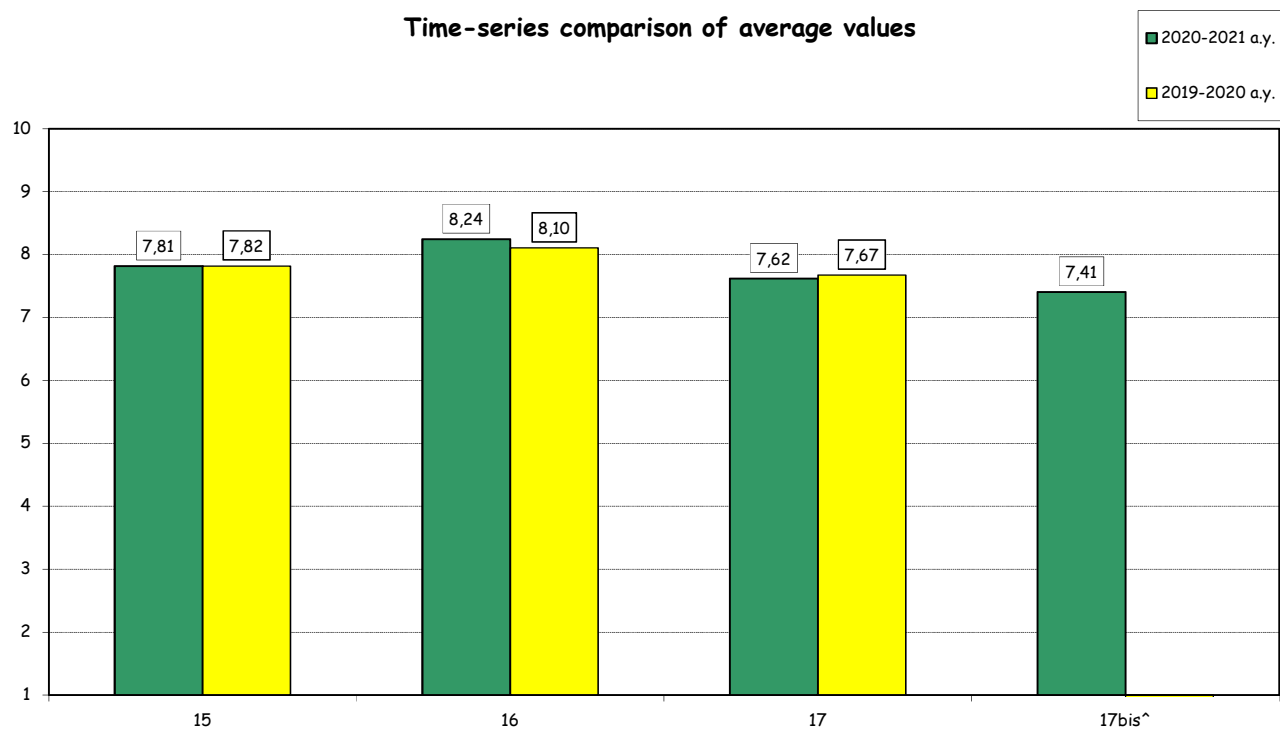
**Teaching evaluation 2020-2021 a.y. - Attending Students**  
**Graduate School**

Degree programme: ACME  
 N° of questionnaires processed: 647

**SECTION D - OVERALL ASSESSMENT**

Item		Strongly disagree		Disagree		Agree		Strongly agree		Total		N.A.	Median Values
		1-2		3-4-5		6-7-8		9-10					
		a.v.	%	a.v.	%	a.v.	%	a.v.	%	a.v.	%		
15	The overall quality of teaching is satisfactory.	16	2,5	59	9,2	304	47,4	262	40,9	641	100,0	6	8,0
16	I am interested in the course topics.	22	3,4	31	4,8	237	36,9	352	54,8	642	100,0	5	9,0
17	Overall I am satisfied with the way the course has been carried out.	28	4,4	63	9,9	285	44,6	263	41,2	639	100,0	8	8,0
17bis <sup>A</sup>	The use of online and/or blended teaching methods has been effective in learning the course topics.	25	4,1	63	10,4	328	54,0	191	31,5	607	100,0	40	8,0

**Time-series comparison of average values**



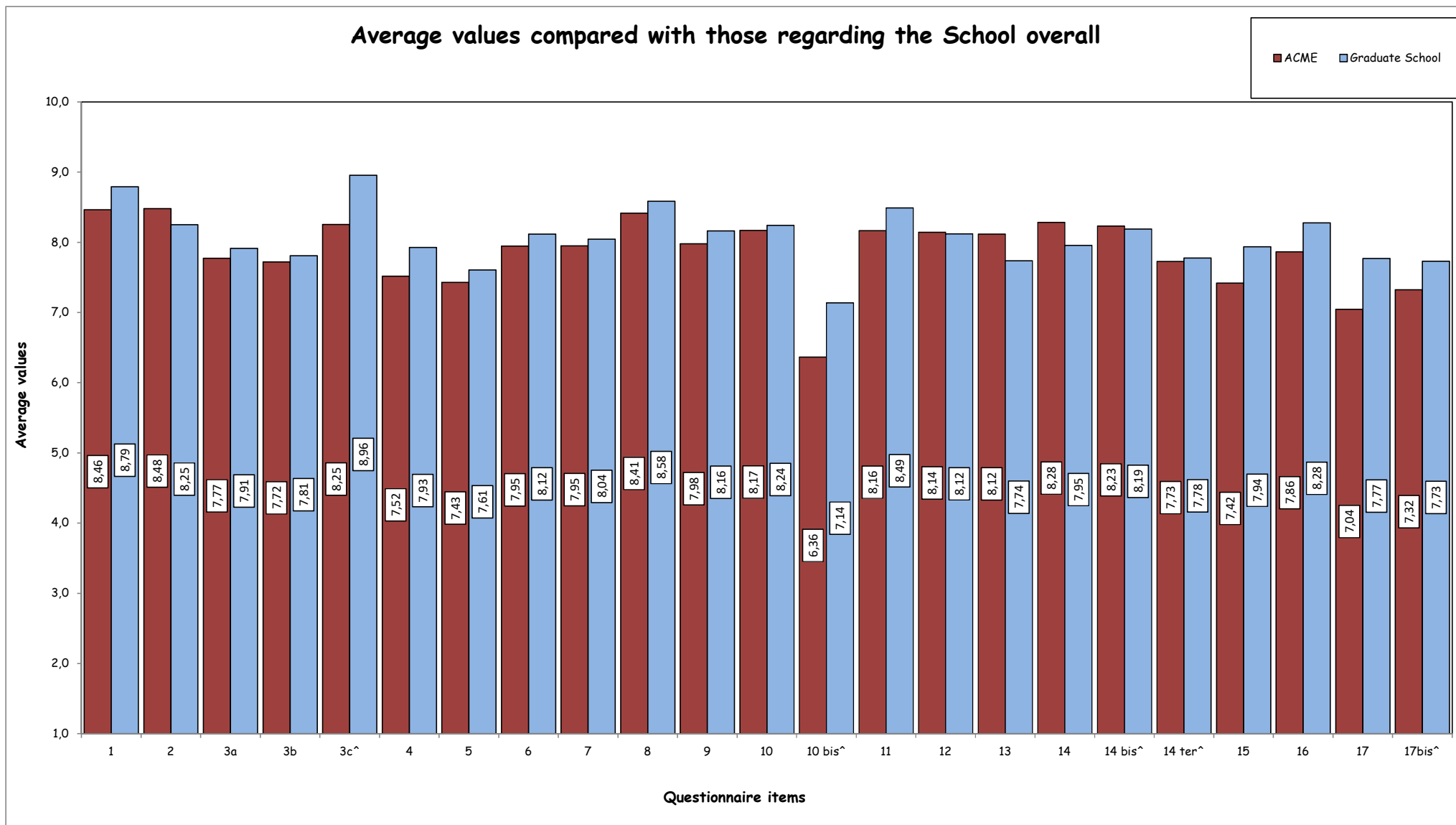
(<sup>^</sup>): item added for the first time in the academic year 2020-21.

Teaching evaluation 2020-2021 a.y. - Attending Students

Graduate School

Degree programme: ACME

N° of questionnaires processed: 647



(^): item added for the first time in the academic year 2020-21.

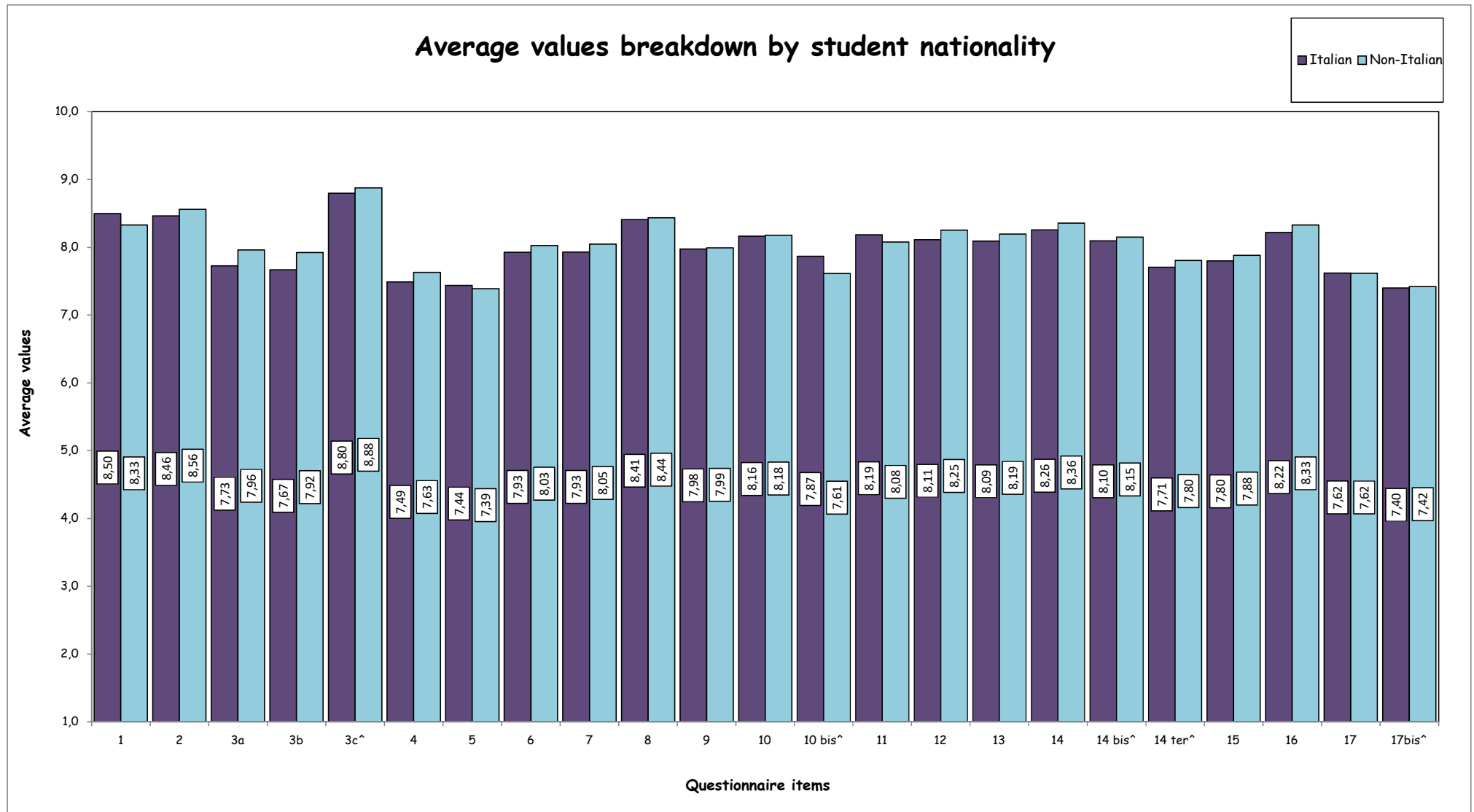


Teaching evaluation 2020-2021 a.y.- Attending Students

Graduate School

Degree programme: ACME

N° of questionnaires processed: 647



(^): item added for the first time in the academic year 2020-21.

Teaching evaluation a.y. 2020-2021 - Non Attending Students

Graduate School

Degree programme: ACME

N° of questionnaires processed: 53

2. EVALUATION OF NOT ATTENDING STUDENTS\*

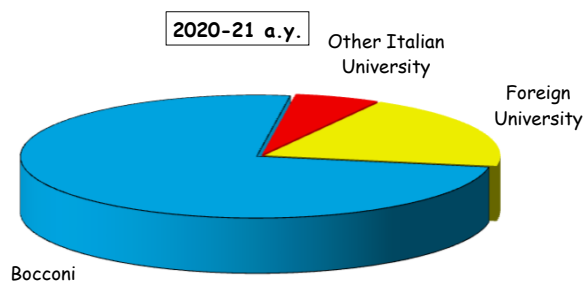
STUDENT INFORMATION

Year of study

	Questionnaires processed		Questionnaires processed/students enrolled	
	a.v.	%	2020-21	2019-20
1°	16	30,2	2,7	9,3
2°	37	69,8	9,6	18,1
TOTAL	53	100,0	5,4	11,8

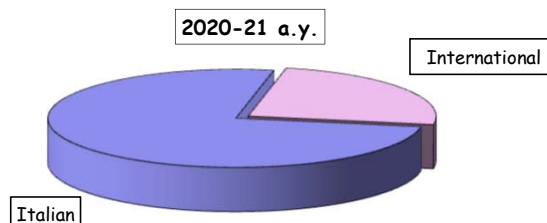
University of the undergraduate program

	a.v.	%	
		2019-20	2018-19
Bocconi	38	74,5	69,0
Other Italian University	3	5,9	16,0
Foreign University	10	19,6	15,0
TOTAL	51	100,0	100,0
N.R.	2		



Secondary School Background

	a.v.	%	
		2020-21	2019-20
Italian	40	75,5	49,1
International	13	24,5	50,9
TOTAL	53	100,0	100,0



(\*): This section summarizes the statistical results of evaluations given by students who declared (in the classroom or remote survey) an attendance of less than 50% of the course lessons.

## Teaching evaluation a.y. 2020-2021 - Non Attending Students

Graduate School

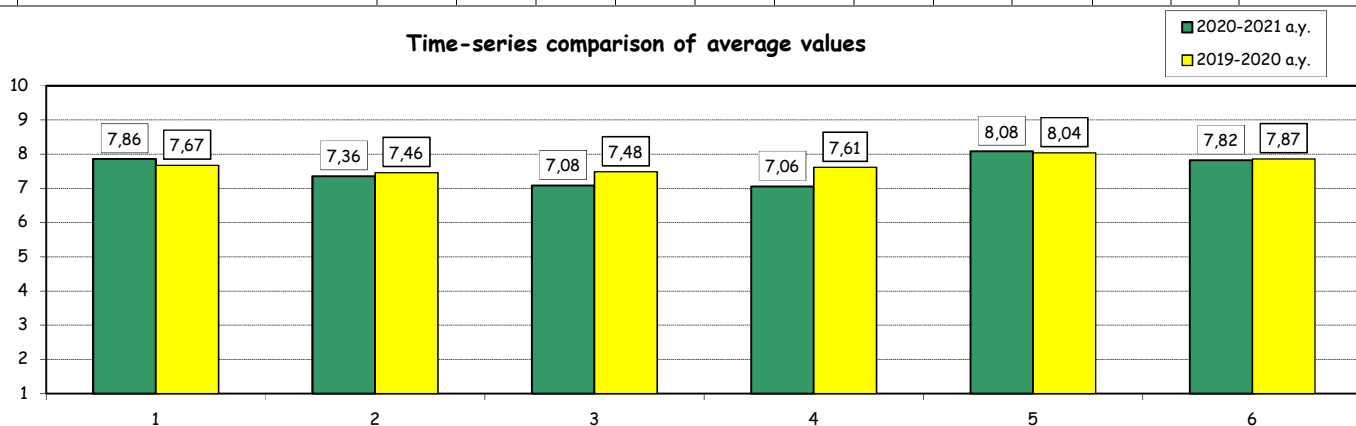
Degree programme: ACME

N° of questionnaires processed: 53

### EVALUATIONS

Item		Strongly disagree		Disagree		Agree		Strongly agree		Total		N.A.	Median Values
		1-2		3-4-5		6-7-8		9-10		a.v.	%		
		a.v.	%	a.v.	%	a.v.	%	a.v.	%				
1	Your prior academic knowledge was sufficient for understanding the topics covered in the course and included in the examination program.	2	4,0	2	4,0	25	50,0	21	42,0	50	100,0	3	8,0
2	The workload required for this course is appropriate compared to the number of credits allocated to it.	1	2,0	7	14,0	30	60,0	12	24,0	50	100,0	3	8,0
3	The course material and recommended reading list are adequate (useful/complete) for the study of the course subject.	1	2,1	8	16,7	30	62,5	9	18,8	48	100,0	5	7,0
4	The exam rules and procedures have been explained clearly.	4	8,0	5	10,0	27	54,0	14	28,0	50	100,0	3	7,0
5	The instructor is available for clarifications and explanations (even remotely)	1	2,0	3	6,1	26	53,1	19	38,8	49	100,0	4	8,0
6	I am interested in the course topics.	3	6,0	3	6,0	24	48,0	20	40,0	50	100,0	3	8,0

**Time-series comparison of average values**



**Average values compared with those regarding students who declared an attendance of more than 50% of the lessons**

