

## **SURVEY ON GRADUATES SATISFACTION AT 1, 3, 5 YEARS AFTER GRADUATION - 2024 EDITION**

### **BACHELOR IN WORLD BACHELOR IN BUSINESS**

**Survey on graduates satisfaction at 1, 3, 5 years after graduation - 2024 Edition**  
(reference cohorts: 1 year - year 2022, 3 years - year 2020, 5 years - year 2018)

**World Bachelor in Business**

**General info about the respondents**

**1) Respondents distribution**

	2024 Edition				2023 Edition	
	Respondents		Graduates	% Redemption*		
	a.v.	%	a.v.	%		
1 year	20	60,6%	60	33,3%		
3 years	7	21,2%	51	13,7%		
5 years	6	18,2%	41	14,6%		
<b>Total answers</b>	<b>33</b>	<b>100%</b>	<b>152</b>	<b>21,7%</b>		

**2) Are you continuing your studies in another University?**

	1 year survey			3 years survey			5 years survey			Total	
	2024 edition		2023 edition	2024 edition		2023 edition	2024 edition		2023 edition	a.v.	%
	a.v.	%	%	a.v.	%	%	a.v.	%	%		
A - YES, a program lasting less than 9 months	0	0,0%	0,0%	0	0,0%	0,0%	0	0,0%	0,0%	0	0,0%
B - YES, a program lasting 9 months or more	2	10,0%	14,3%	2	28,6%	20,0%	3	50,0%	25,0%	7	21,2%
C - No	18	90,0%	85,7%	5	71,4%	80,0%	3	50,0%	75,0%	26	78,8%
<b>Total answers</b>	<b>20</b>	<b>100%</b>	<b>100%</b>	<b>7</b>	<b>100%</b>	<b>100%</b>	<b>6</b>	<b>100%</b>	<b>100%</b>	<b>33</b>	<b>100%</b>

(In case of answer B to question 2)

**3) What kind of Program are you attending?**

	1 year survey			3 years survey			5 years survey			Total	
	2024 edition		2023 edition	2024 edition		2023 edition	2024 edition		2023 edition	a.v.	%
	a.v.	%	%	a.v.	%	%	a.v.	%	%		
PhD	0	0,0%	0,0%	0	0,0%	0,0%	0	0,0%	0,0%	0	0,0%
Master of Science	2	100,0%	0,0%	0	0,0%	0,0%	2	66,7%	0,0%	4	57,1%
Bachelor of Science	0	0,0%	0,0%	2	100,0%	0,0%	0	0,0%	0,0%	2	28,6%
Specialized Master	0	0,0%	100,0%	0	0,0%	100,0%	1	33,3%	0,0%	1	14,3%
Professional Specialist Program	0	0,0%	0,0%	0	0,0%	0,0%	0	0,0%	0,0%	0	0,0%
Other	0	0,0%	0,0%	0	0,0%	0,0%	0	0,0%	100,0%	0	0,0%
<b>Total answers</b>	<b>2</b>	<b>100%</b>	<b>100%</b>	<b>2</b>	<b>100%</b>	<b>100%</b>	<b>3</b>	<b>100%</b>	<b>100%</b>	<b>7</b>	<b>100%</b>

(\*): Only graduates who have not continued their studies at Bocconi are considered.

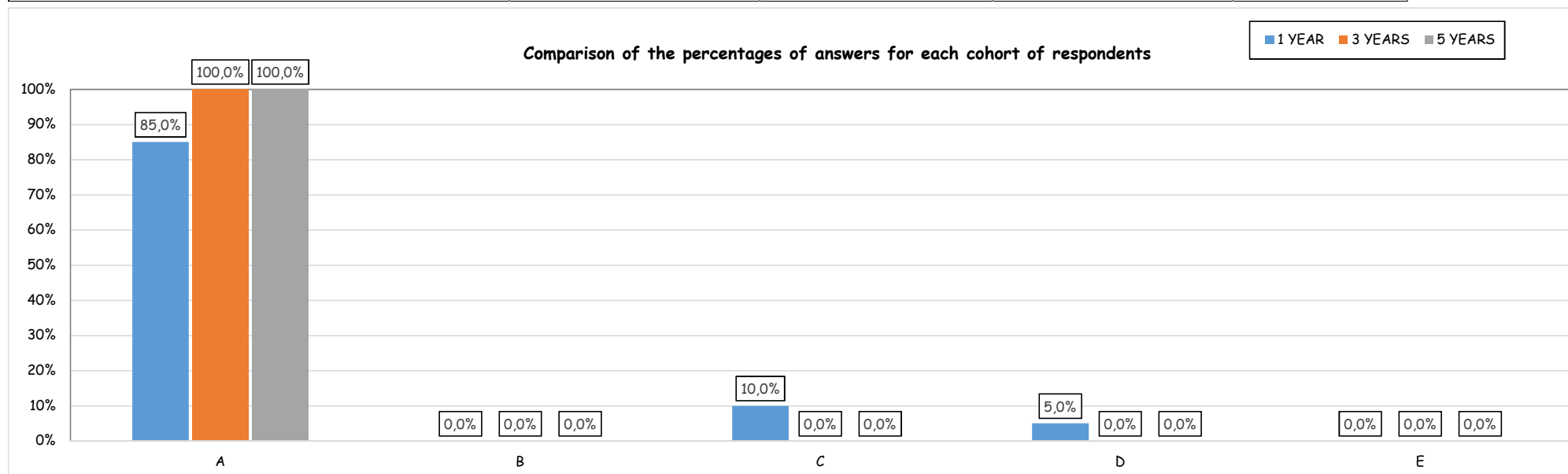
## Survey on graduates satisfaction at 1, 3, 5 years after graduation - 2024 Edition

### World Bachelor in Business

#### Evaluation results

1) If you could go back, would you enroll in university again?

	1 year survey			3 years survey			5 years survey			Total	
	2024 edition		2023 edition	2024 edition		2023 edition	2024 edition		2023 edition	a.v.	%
	a.v.	%	%	a.v.	%	%	a.v.	%	%		
A - YES, in the same program and at the same university	17	85,0%	83,3%	7	100,0%	60,0%	6	100,0%	100,0%	30	90,9%
B - YES, but in a different program at the same university	0	0,0%	16,7%	0	0,0%	0,0%	0	0,0%	0,0%	0	0,0%
C - YES, in the same program but at a different university	2	10,0%	0,0%	0	0,0%	40,0%	0	0,0%	0,0%	2	6,1%
D - YES, but in a different program at a different university	1	5,0%	0,0%	0	0,0%	0,0%	0	0,0%	0,0%	1	3,0%
E - NO, I would not enroll in university	0	0,0%	0,0%	0	0,0%	0,0%	0	0,0%	0,0%	0	0,0%
<b>Total answers</b>	<b>20</b>	<b>100%</b>	<b>100%</b>	<b>7</b>	<b>100%</b>	<b>100%</b>	<b>6</b>	<b>100%</b>	<b>100%</b>	<b>33</b>	<b>100%</b>
NR	0			0			0			0	

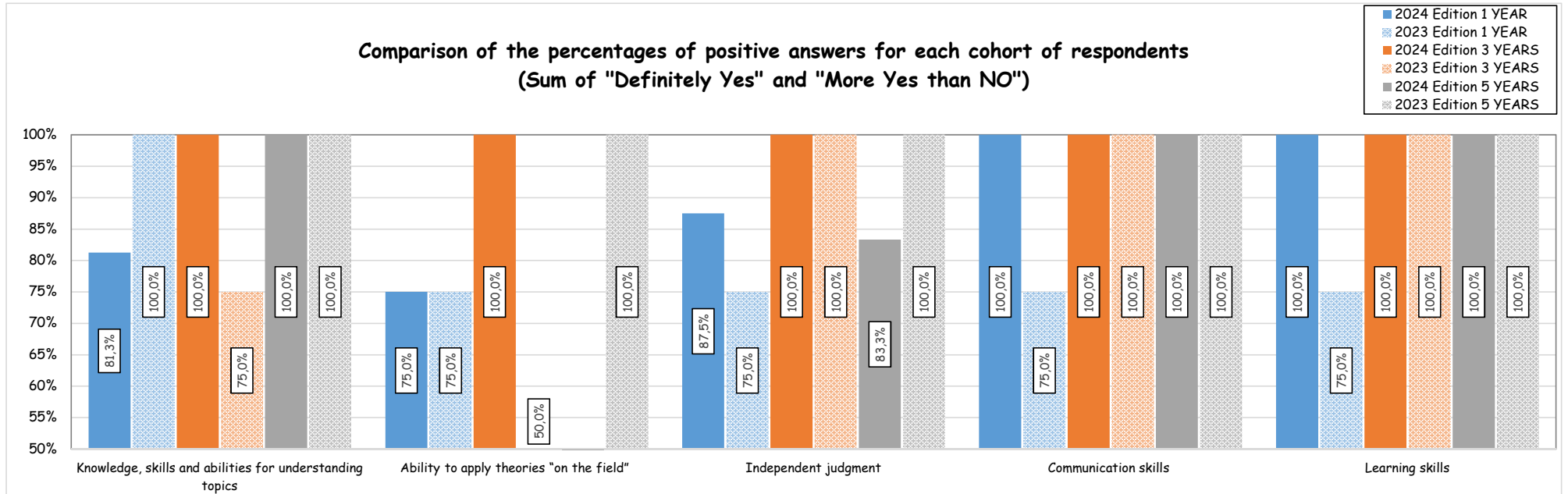


## Survey on graduates satisfaction at 1, 3, 5 years after graduation - 2024 Edition

### World Bachelor in Business

2) Level of satisfaction regarding the education received for:

Item	Answers		Definitely yes		More yes than no		More no than yes		Definitely no		Total		n.r.
	a.v.	%	a.v.	%	a.v.	%	a.v.	%	a.v.	%	a.v.	%	a.v.
A - Knowledge, skills and abilities for understanding topics analyzed during your study program	13	50,0	10	38,5	3	11,5	0	0,0	26	100,0	7		
B - Ability to apply theories learned during your studies "on the field"	7	26,9	11	42,3	7	26,9	1	3,8	26	100,0	7		
C - Independent judgment (in the area of issues analyzed during your study program, ability to form your own opinion and, if necessary, make independent decisions)	16	61,5	7	26,9	3	11,5	0	0,0	26	100,0	7		
D - Communication skills (both written and oral) on topics related to the program attended .	20	76,9	6	23,1	0	0,0	0	0,0	26	100,0	7		
E - Learning skills (or skills for acquiring new information and expertise by using a good study method or planning skills, etc.)	20	76,9	6	23,1	0	0,0	0	0,0	26	100,0	7		



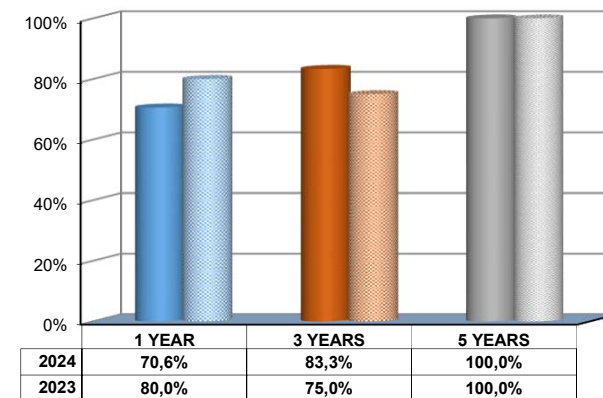
## Survey on graduates satisfaction at 1, 3, 5 years after graduation - 2024 Edition

### World Bachelor in Business

3) Do you think that your current job is consistent with your studies?

	Years after graduation							
	1		3		5		Total	
	a.v.	%	a.v.	%	a.v.	%	a.v.	%
YES	12	70,6%	5	83,3%	4	100,0%	21	77,8%
NO	5	29,4%	1	16,7%	0	0,0%	6	22,2%
<b>Total answers</b>	<b>17</b>	<b>100%</b>	<b>6</b>	<b>100%</b>	<b>4</b>	<b>100%</b>	<b>27</b>	<b>100%</b>
NR	3		1		2		6	

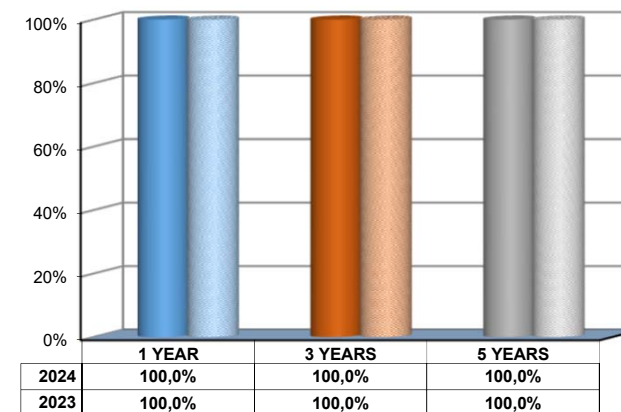
Temporal comparison of the percentages of positive answers



4. Is your degree useful in your work?

	Years after graduation							
	1		3		5		Totale	
	a.v.	%	a.v.	%	a.v.	%	a.v.	%
A - Yes, it's a requirement by law	2	11,8%	0	0,0%	1	25,0%	3	11,5%
B - It's not required by law, but it is necessary	5	29,4%	2	40,0%	1	25,0%	8	30,8%
C - It's not required by law, but it's useful	10	58,8%	3	60,0%	2	50,0%	15	57,7%
D - It's not required by law and it's not useful in other ways	0	0,0%	0	0,0%	0	0,0%	0	0,0%
<b>Total answers</b>	<b>17</b>	<b>100%</b>	<b>5</b>	<b>100%</b>	<b>4</b>	<b>100%</b>	<b>26</b>	<b>100%</b>
NR	3		2		2		7	

Temporal comparison of the percentage of answers A+B+C



## Survey on graduates satisfaction at 1, 3, 5 years after graduation - 2024 Edition

### World Bachelor in Business

5) Do you use the knowledge, skills and abilities acquired at University?

	Years after graduation							
	1		3		5		Totale	
	a.v.	%	a.v.	%	a.v.	%	a.v.	%
A - Definitely yes	5	29,4%	4	66,7%	1	25,0%	10	37,0%
B - More yes than no	11	64,7%	2	33,3%	3	75,0%	16	59,3%
C - More no than yes	0	0,0%	0	0,0%	0	0,0%	0	0,0%
D - Definitely no	1	5,9%	0	0,0%	0	0,0%	1	3,7%
<b>Total answers</b>	<b>17</b>	<b>100%</b>	<b>6</b>	<b>100%</b>	<b>4</b>	<b>100%</b>	<b>27</b>	<b>100%</b>
NR	3		1		2		6	

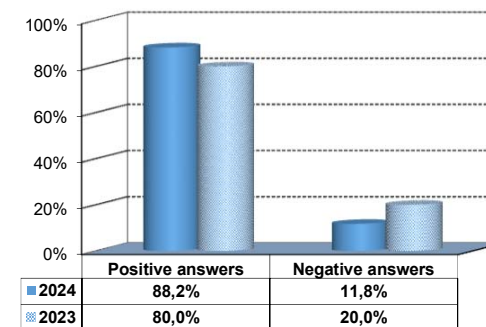
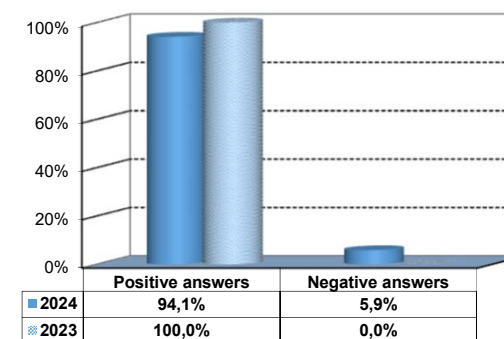
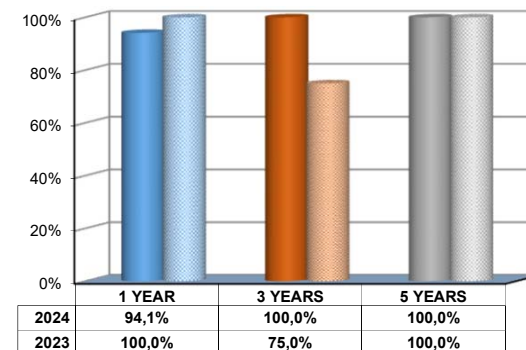
6) If you completed an internship during your study program, did the experience facilitate placement in the job market?\*

	2024 Edition		2023 Edition
	a.v.	%	%
A - Definitely yes	10	58,8%	60,0%
B - More yes than no	6	35,3%	40,0%
C - More no than yes	1	5,9%	0,0%
D - Definitely no	0	0,0%	0,0%
E - I did not complete an internship during my study program	0	0,0%	0,0%
<b>Total answers</b>	<b>17</b>	<b>100%</b>	<b>100%</b>
NR	3		

7) If you studied abroad, did the experience facilitate placement in the job market?\*

	2024 Edition		2023 Edition
	v.a.	%	%
A - Definitely yes	11	64,7%	80,0%
B - More yes than no	4	23,5%	0,0%
C - More no than yes	1	5,9%	20,0%
D - Definitely no	1	5,9%	0,0%
E - I did not study abroad	0	0,0%	0,0%
<b>Total answers</b>	<b>17</b>	<b>100%</b>	<b>100%</b>
NR	3		

Temporal comparison of the percentages of positive answers (Sum of "Definitely Yes" and "More Yes than NO")



(\*): Question submitted only to graduates one year after graduation. The percentages shown in the histograms are calculated excluding the students who declared not to have carried out this activity.