

SURVEY ON GRADUATES SATISFACTION AT 1, 3, 5 YEARS AFTER GRADUATION - 2024 EDITION

MASTER OF SCIENCE IN INTERNATIONAL MANAGEMENT

Survey on graduates satisfaction at 1, 3, 5 years after graduation - 2024 Edition
 (reference cohorts: 1 year - 2021-22 a.y.; 3 years - 2019-20 a.y.; 5 years - 2018-19 a.y.)

International Management

This statistical report summarizes the opinions expressed by graduates in response to satisfaction surveys conducted 1, 3 and 5 years after graduation. The data reported refer to graduates of the program in question who earned their graduate degree in the 2021-22, 2019-20 and 2017-18 a.y. respectively. The following are the results of the surveys regarding:

- satisfaction with the program and the set of knowledge and skills acquired at the end of it;
- the perception of the usefulness of the course of study for the performance of one's job;
- impressions of the contribution provided by internship and study experiences abroad (if applicable) upon entering the world of work.

General info about the respondents

	2024 Edition			2023 Edition
	Respondents		Graduates	% Redemption*
	a.v.	%	a.v.	%
1 year	119	44,2%	197	60,4%
3 years	83	30,9%	201	41,3%
5 years	67	24,9%	208	35,4%
Total answers	269	100%	606	44,4%

(*): The report includes graduates who have not continued their studies at Bocconi.

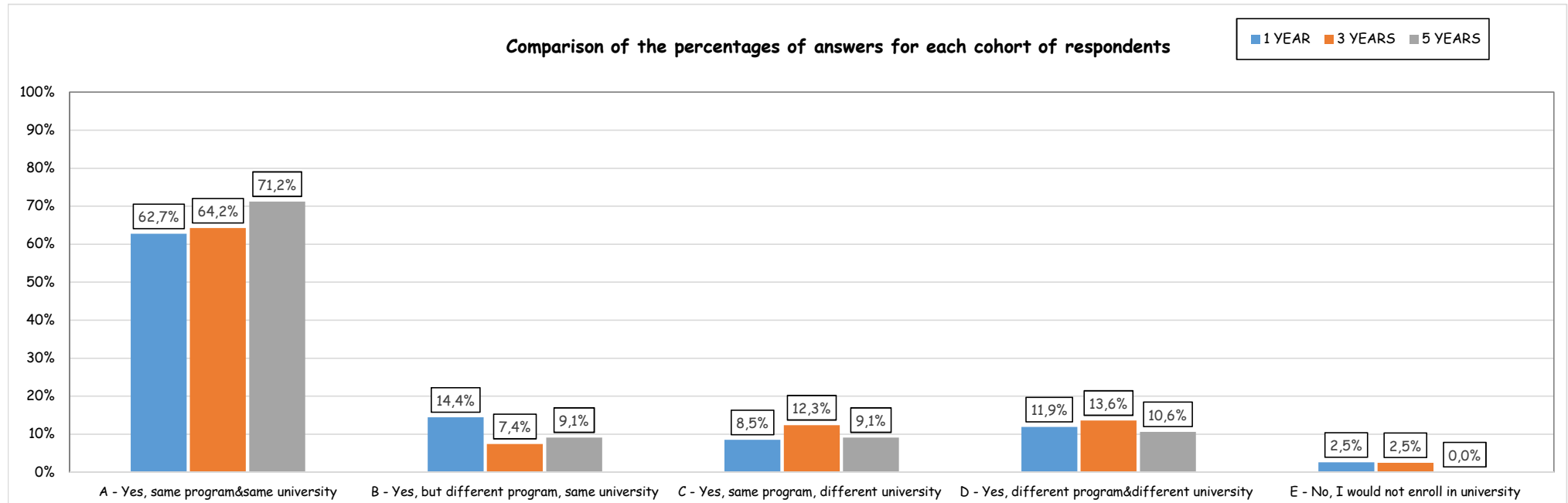
Survey on graduates satisfaction at 1, 3, 5 years after graduation - 2024 Edition

International Management

Evaluation results

1) If you could go back, would you enroll in university again?

	1 year survey			3 years survey			5 years survey			Total	
	2024 edition		2023 edition	2024 edition		2023 edition	2024 edition		2023 edition	a.v.	%
	a.v.	%	%	a.v.	%	%	a.v.	%			
A - Yes, in the same program and at the same university	74	62,7%	50,0%	52	64,2%	77,0%	47	71,2%	67,6%	173	65,3%
B - Yes, but in a different program at the same university	17	14,4%	13,6%	6	7,4%	10,8%	6	9,1%	19,1%	29	10,9%
C - Yes, in the same program but at a different university	10	8,5%	23,5%	10	12,3%	2,7%	6	9,1%	7,4%	26	9,8%
D - Yes, but in a different program at a different university	14	11,9%	10,6%	11	13,6%	8,1%	7	10,6%	5,9%	32	12,1%
E - No, I would not enroll in university	3	2,5%	2,3%	2	2,5%	1,4%	0	0,0%	0,0%	5	1,9%
Total answers	118	100%	100%	81	100%	100%	66	100%	100%	265	100%
NR	1			2			1			4	



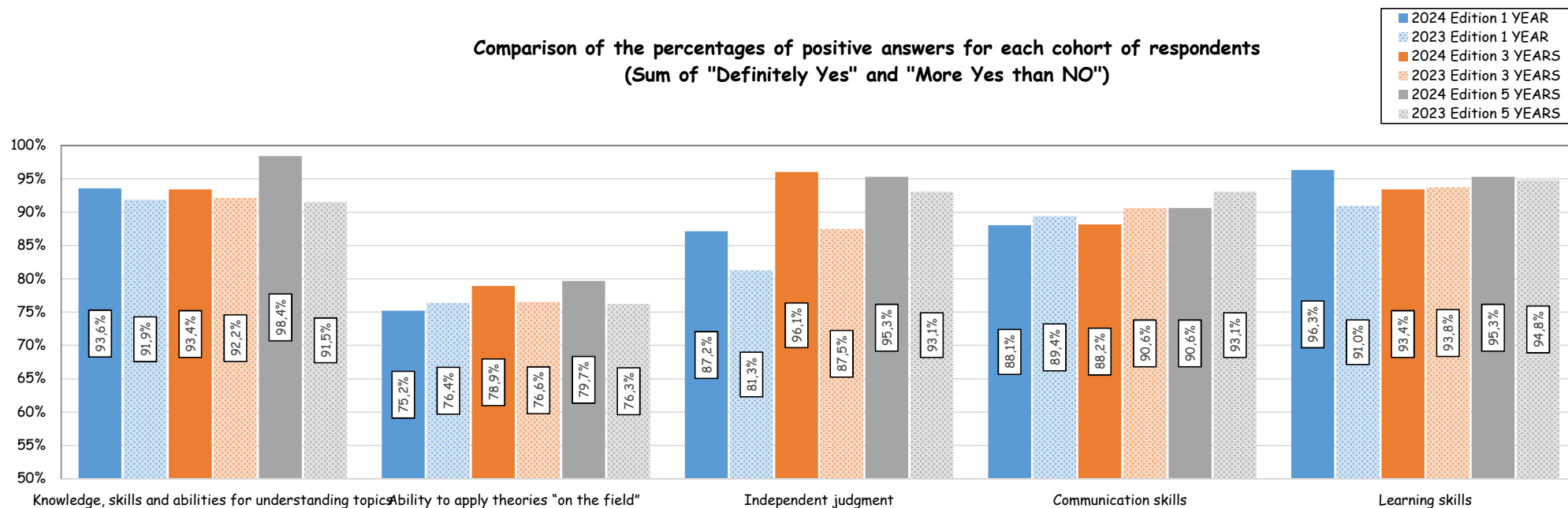
Survey on graduates satisfaction at 1, 3, 5 years after graduation - 2024 Edition

International Management

2) Level of satisfaction regarding the education received for:

Item	Answers		Definitely yes		More yes than no		More no than yes		Definitely no		Total		n.r.
	a.v.	%	a.v.	%	a.v.	%	a.v.	%	a.v.	%	a.v.	%	
A - Knowledge, skills and abilities for understanding topics analyzed during your study program	144	57,8	92	36,9	13	5,2	0	0,0	249	100,0	20		
B - Ability to apply theories learned during your studies "on the field"	87	34,9	106	42,6	54	21,7	2	0,8	249	100,0	20		
C - Independent judgment (in the area of issues analyzed during your study program, ability to form your own opinion and, if necessary, make independent decisions)	141	56,6	88	35,3	17	6,8	3	1,2	249	100,0	20		
D - Communication skills (both written and oral) on topics related to the program attended .	129	51,8	92	36,9	22	8,8	6	2,4	249	100,0	20		
E - Learning skills (or skills for acquiring new information and expertise by using a good study method or planning skills, etc.)	151	60,6	86	34,5	8	3,2	4	1,6	249	100,0	20		

**Comparison of the percentages of positive answers for each cohort of respondents
(Sum of "Definitely Yes" and "More Yes than NO")**

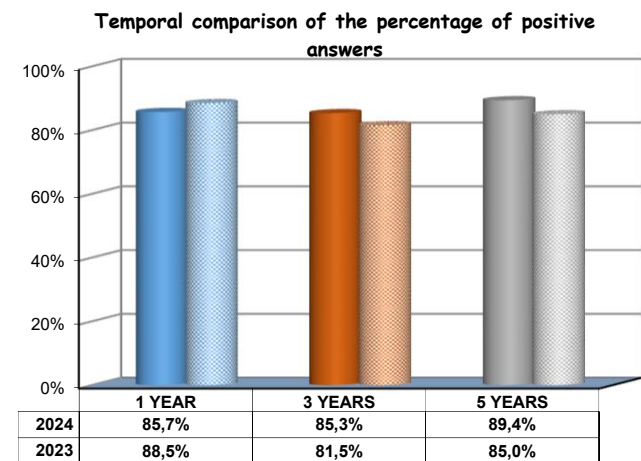


Survey on graduates satisfaction at 1, 3, 5 years after graduation - 2024 Edition

International Management

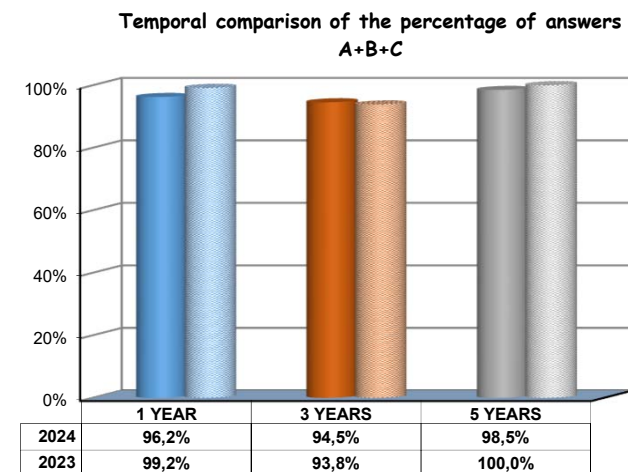
3) Do you think that your current job is consistent with your studies?

	Years after graduation							
	1		3		5		Total	
	a.v.	%	a.v.	%	a.v.	%	a.v.	%
YES	90	85,7%	64	85,3%	59	89,4%	213	86,6%
NO	15	14,3%	11	14,7%	7	10,6%	33	13,4%
Total answers	105	100%	75	100%	66	100%	246	100%
NR	14		8		1		23	



4. Is your degree useful in your work?

	Years after graduation							
	1		3		5		Totale	
	a.v.	%	a.v.	%	a.v.	%	a.v.	%
A - Yes, it's a requirement by law	17	16,0%	9	12,3%	7	10,6%	33	13,5%
B - It's not required by law, but it is necessary	39	36,8%	29	39,7%	28	42,4%	96	39,2%
C - It's not required by law, but it's useful	46	43,4%	31	42,5%	30	45,5%	107	43,7%
D - It's not required by law and it's not useful in other ways	4	3,8%	4	5,5%	1	1,5%	9	3,7%
Total answers	106	100%	73	100%	66	100%	245	100%
NR	13		10		1		24	



Survey on graduates satisfaction at 1, 3, 5 years after graduation - 2024 Edition

International Management

5) Do you use the knowledge, skills and abilities acquired at University?

	Years after graduation							
	1		3		5		Totale	
	a.v.	%	a.v.	%	a.v.	%	a.v.	%
A - Definitely yes	35	33,3%	32	43,8%	28	44,4%	95	39,4%
B - More yes than no	47	44,8%	33	45,2%	29	46,0%	109	45,2%
C - More no than yes	23	21,9%	7	9,6%	6	9,5%	36	14,9%
D - Definitely no	0	0,0%	1	1,4%	0	0,0%	1	0,4%
Total answers	105	100%	73	100%	63	100%	241	100%
NR	14		10		4		28	

6) If you completed an internship during your study program, did the experience facilitate placement in the job market?*

	2024 Edition		2023 Edition	
	a.v.	%	a.v.	%
A - Definitely yes	72	68,6%	59	59,8%
B - More yes than no	27	25,7%	29	29,5%
C - More no than yes	4	3,8%	3	3,3%
D - Definitely no	0	0,0%	3	3,3%
E - I did not complete an internship during my study program	2	1,9%	4	4,1%
Total answers	105	100%	100	100%
NR	14			

7) If you studied abroad, did the experience facilitate placement in the job market?*

	2024 Edition		2023 Edition	
	a.v.	%	a.v.	%
A - Definitely yes	55	52,9%	56	56,4%
B - More yes than no	30	28,8%	24	23,9%
C - More no than yes	3	2,9%	8	8,5%
D - Definitely no	1	1,0%	0	0,9%
E - I did not study abroad	15	14,4%	10	10,3%
Total answers	104	100%	100	100%
NR	15			

(*): The percentages shown in the histograms are calculated excluding the students who declared not to have carried out this activity.

Temporal comparison of the percentages of positive answers (Sum of "Definitely Yes" and "More Yes than NO")

